

US00D668769S

(12) **United States Design Patent**
Schmitz

(10) **Patent No.:** **US D668,769 S**
(45) **Date of Patent:** **** Oct. 9, 2012**

(54) **FOOT BATH**

(75) Inventor: **Ingo Schmitz**, Duisburg (DE)

(73) Assignee: **WIK Far East Ltd.**, Hong Kong (CN)

(**) Term: **14 Years**

(21) Appl. No.: **29/406,485**

(22) Filed: **Nov. 15, 2011**

(30) **Foreign Application Priority Data**

May 20, 2011 (EM) 001866385

(51) **LOC (9) Cl.** **28-03**

(52) **U.S. Cl.** **D24/204**

(58) **Field of Classification Search** D24/200–205,
D24/212, 213; D28/56, 61; D6/336, 495;
601/6, 15, 64, 157–158, 30–32, 19; 607/44;
4/622, 574.1; D32/53
See application file for complete search history.

(56) **References Cited**

U.S. PATENT DOCUMENTS

- 3,837,334 A * 9/1974 Johnson 601/19
- 3,965,495 A 6/1976 McNair
- D242,292 S 11/1976 Miller et al.
- D248,667 S * 7/1978 Plugge D24/204
- D250,206 S 11/1978 Levin
- 4,497,313 A 2/1985 Kurosawa
- 4,513,735 A 4/1985 Friedson et al.
- D285,003 S 8/1986 Madl
- D327,949 S 7/1992 Bucher
- D363,555 S 10/1995 Lie
- D405,535 S 2/1999 Schulz
- D419,682 S * 1/2000 Lie D24/213
- D453,836 S 2/2002 Gillette et al.
- D455,498 S * 4/2002 Gillette et al. D24/213
- 6,385,795 B1 5/2002 Ferber et al.
- 6,405,390 B2 6/2002 Kuen
- 6,568,000 B1 5/2003 Kaufman et al.
- 6,725,471 B2 4/2004 Ferber et al.

- D506,830 S 6/2005 Zimmermann
- 6,916,297 B2 7/2005 Hafemann
- D530,870 S * 10/2006 Lauer D32/53
- D531,732 S * 11/2006 Bean et al. D24/213
- D541,424 S * 4/2007 Cafaro D24/212
- D541,944 S * 5/2007 Chang D24/213
- 7,367,067 B2 * 5/2008 Watanabe et al. 4/622
- D619,268 S * 7/2010 Sugiyama et al. D24/212
- D633,675 S * 3/2011 Libman et al. D32/53
- 7,900,296 B2 * 3/2011 Lev et al. 4/622
- 2005/0235412 A1 * 10/2005 Lev et al. 4/622

FOREIGN PATENT DOCUMENTS

- DE 2932916 3/1981
- DE 20112359 11/2001

* cited by examiner

Primary Examiner — David Muller

(74) *Attorney, Agent, or Firm* — Margaret Polson; Oppedahl Patent Law Firm LLC

(57) **CLAIM**

The ornamental design for a foot bath, as shown and described.

DESCRIPTION

FIG. 1 is a rear perspective view of my new design for a foot bath, with the handle retracted.

FIG. 2 is a front perspective view thereof, with the handle extended:

FIG. 3 is a rear elevation view of the foot bath with the handle retracted;

FIG. 4 is a front elevation view thereof;

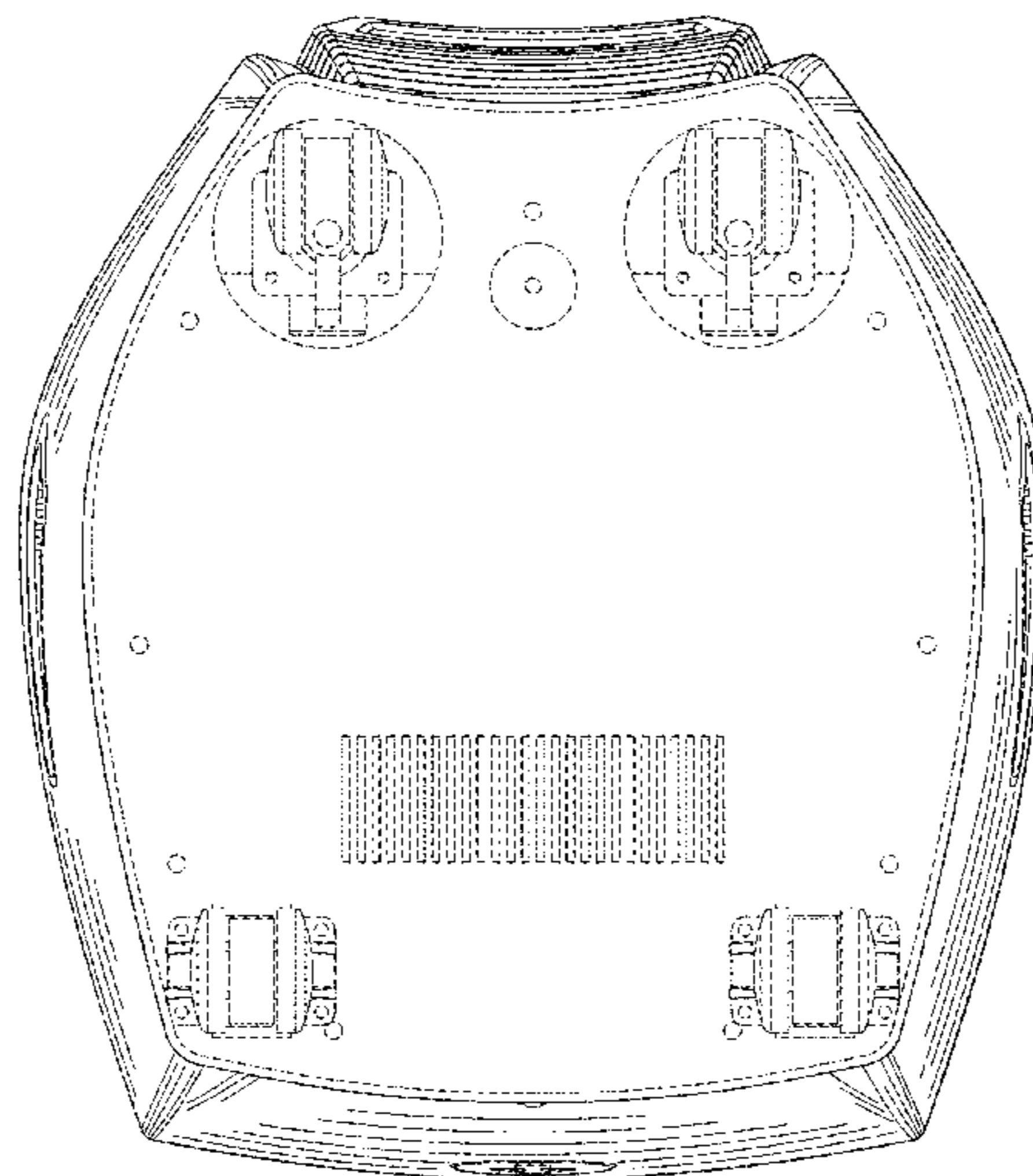
FIG. 5 is a side elevation view thereof, the opposite side being a mirror image;

FIG. 6 is a top side plan view thereof; and,

FIG. 7 is a bottom plan view thereof.

The features shown in broken lines in the drawing depict environmental subject matter only and form no part of the claimed design.

1 Claim, 7 Drawing Sheets



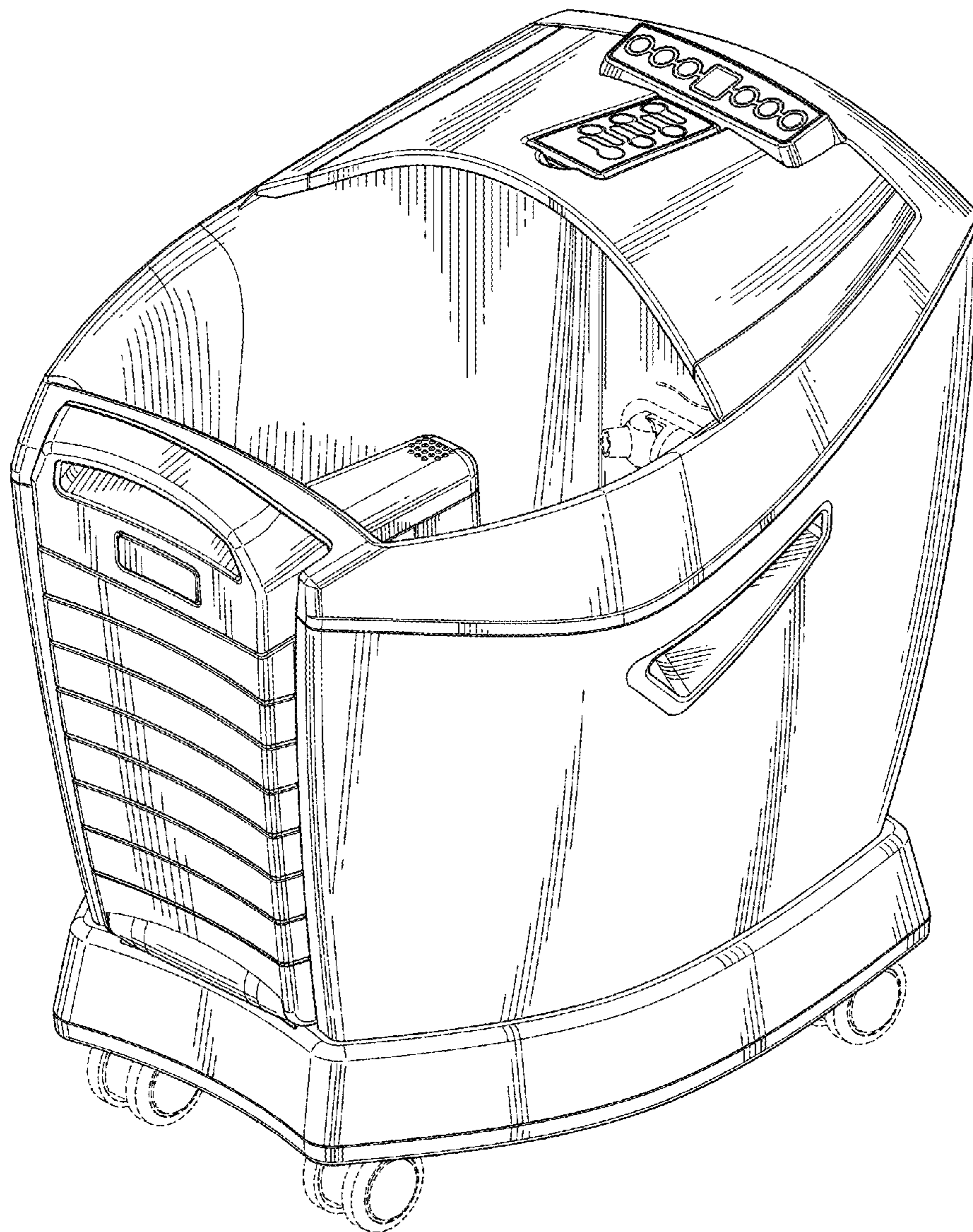


FIG.1

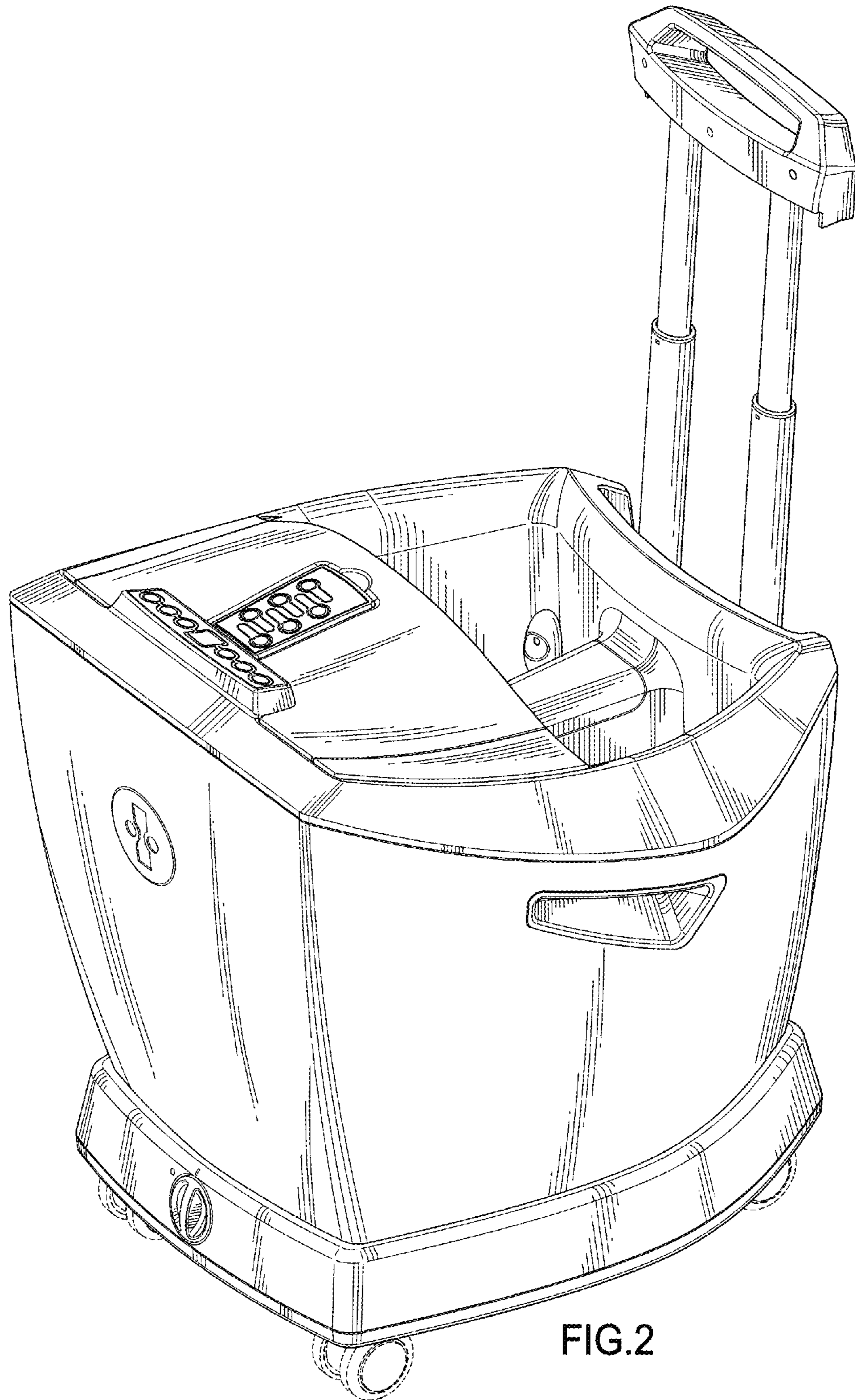


FIG. 2

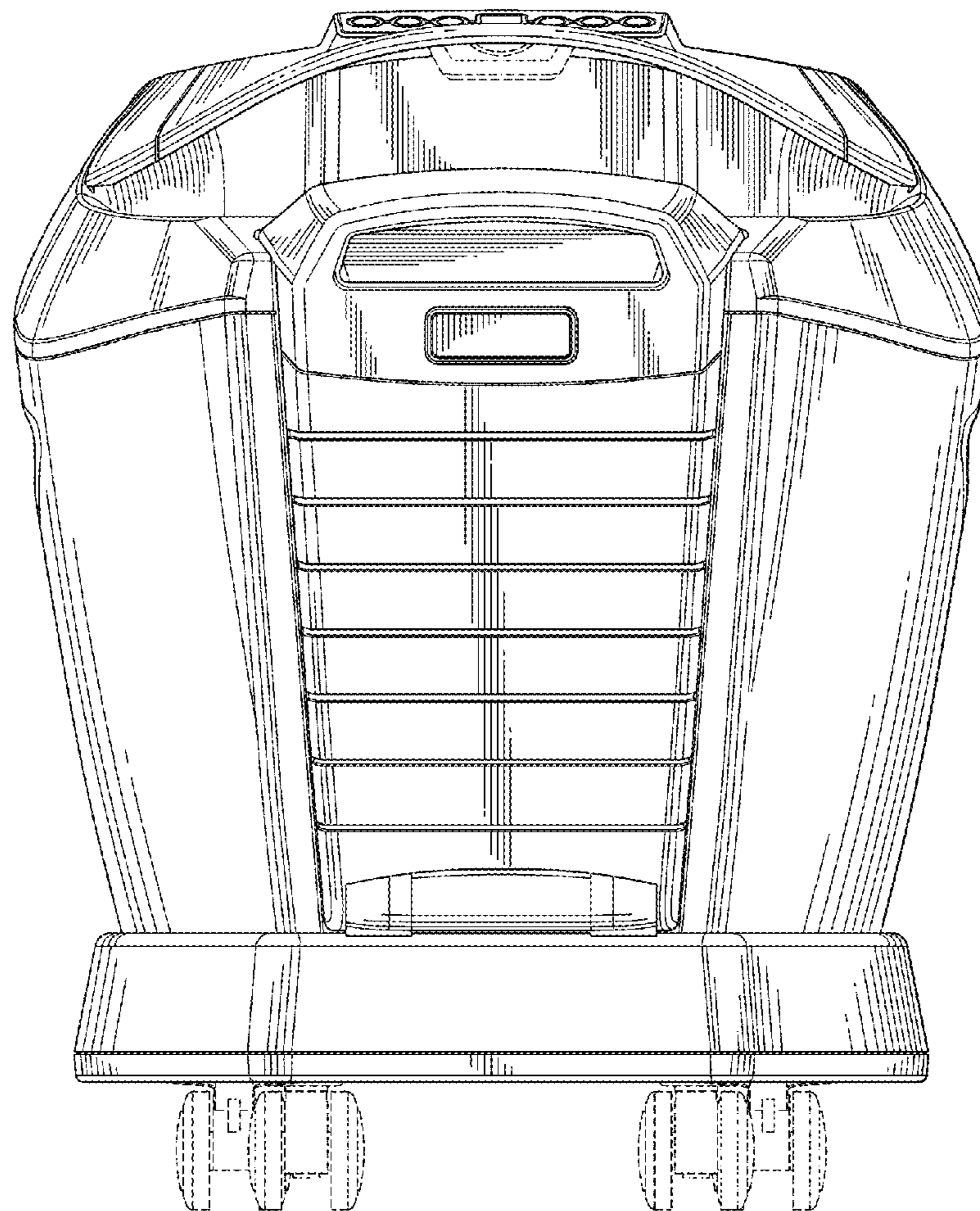


FIG.3

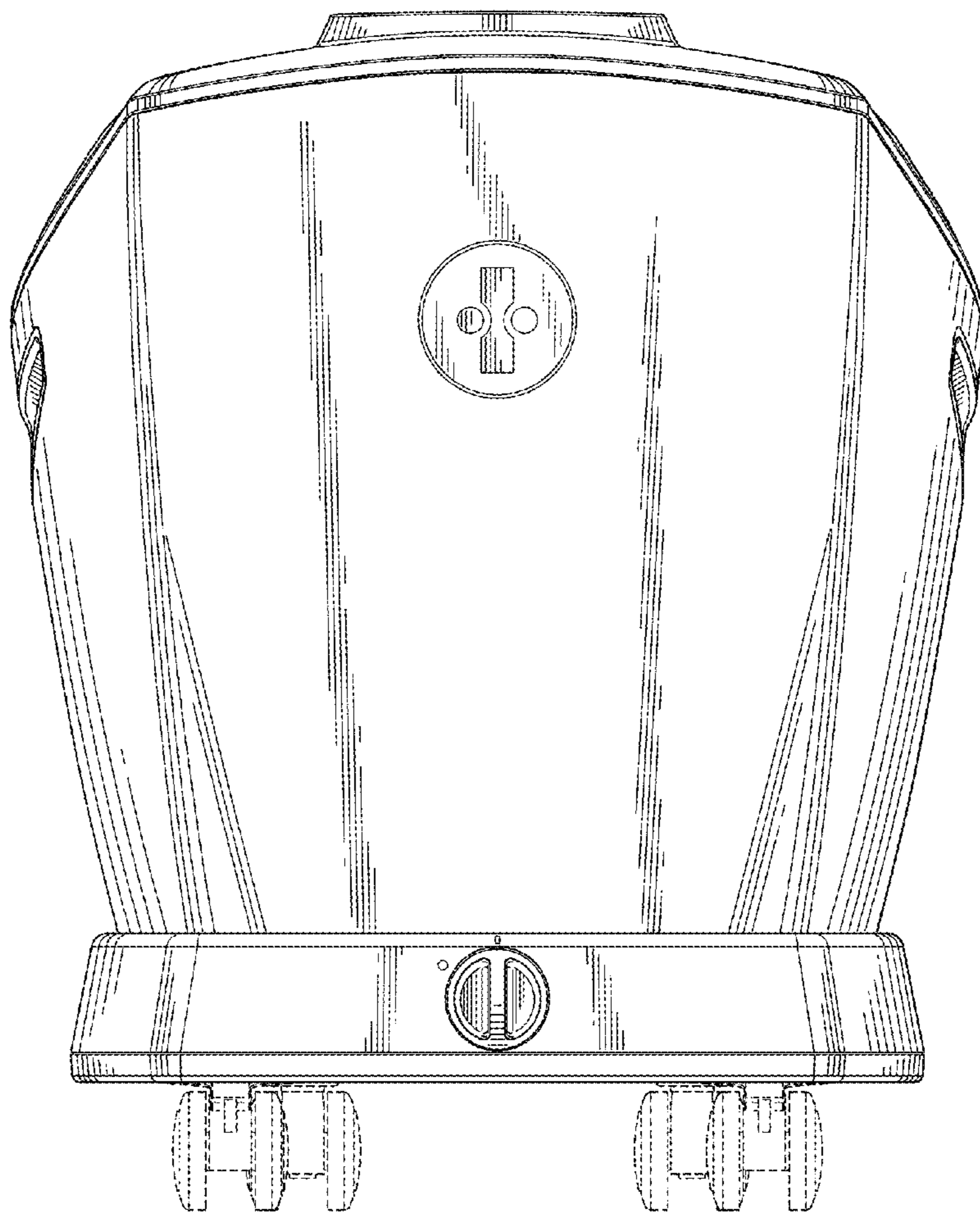


FIG.4

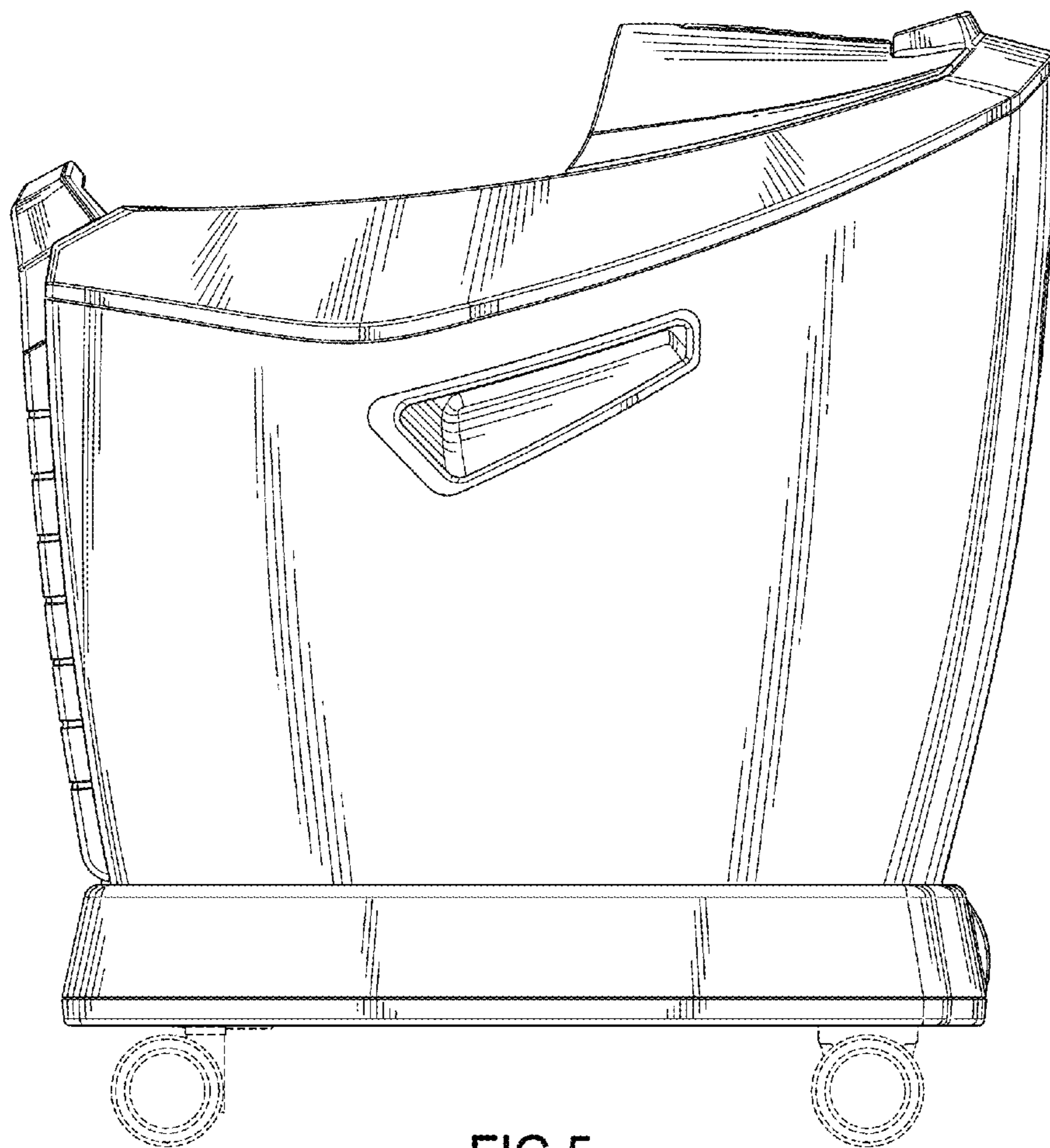


FIG.5

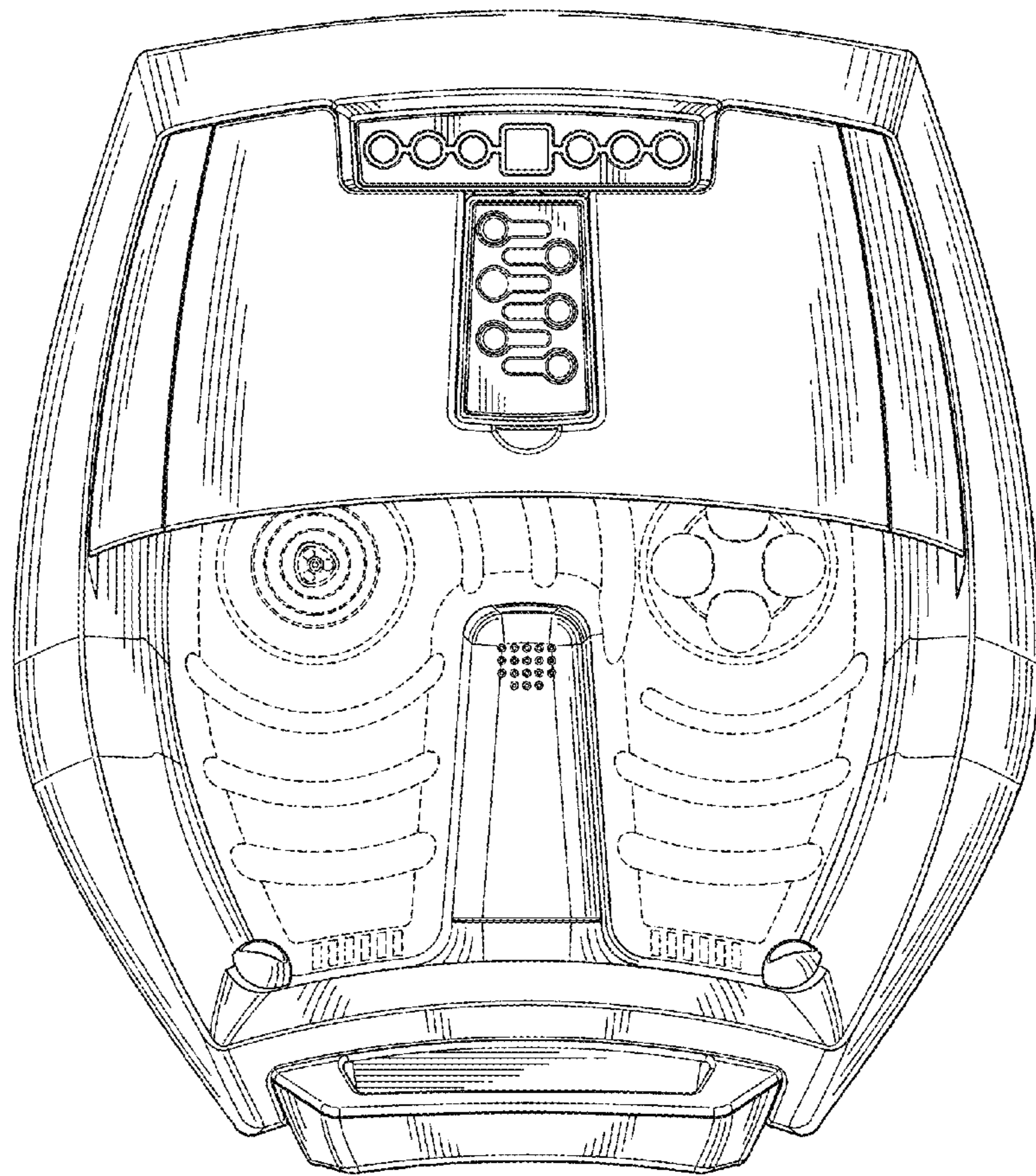


FIG.6

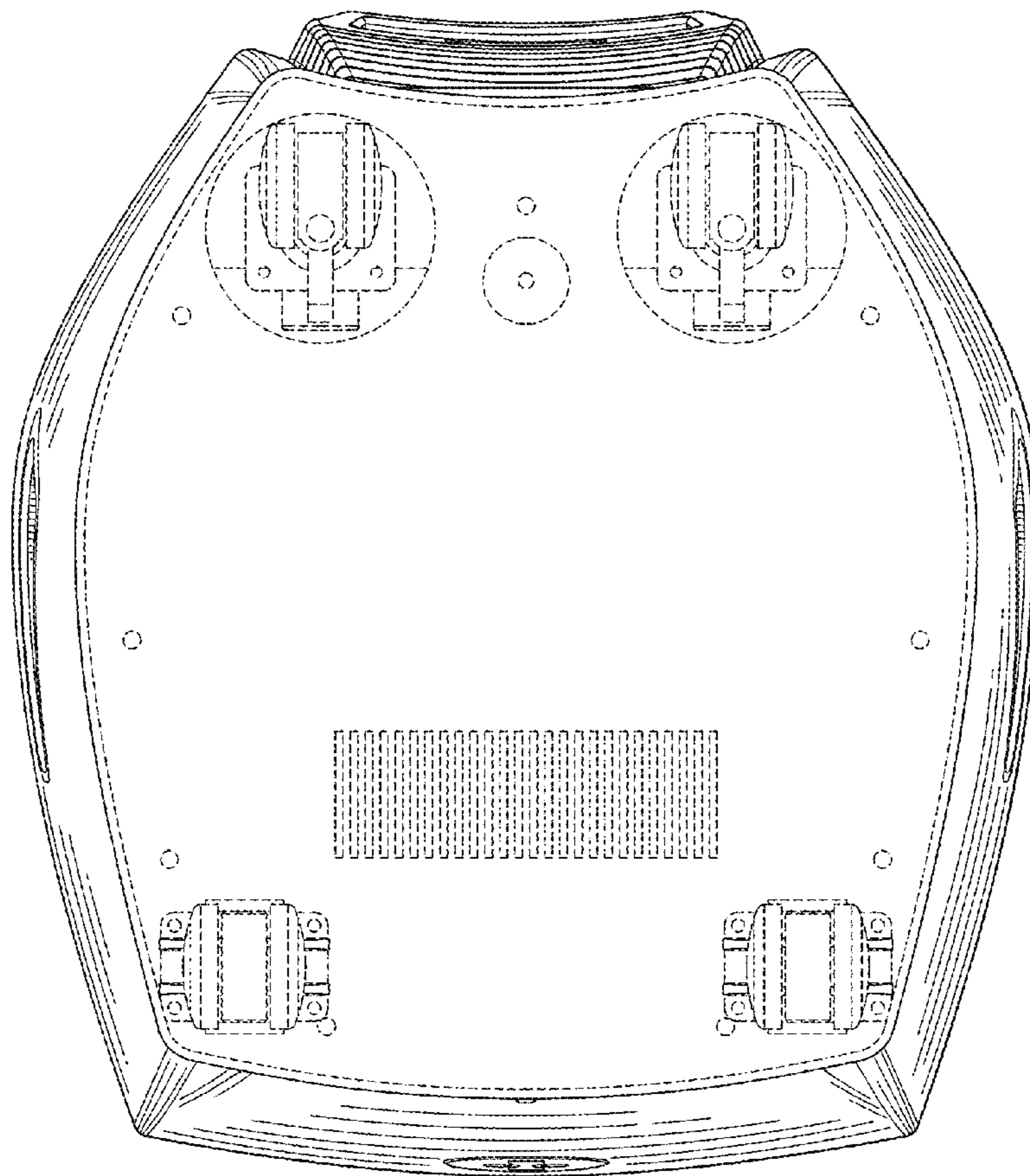


FIG.7