



US00D668765S

(12) **United States Design Patent**
Sinett et al.

(10) **Patent No.:** **US D668,765 S**
(45) **Date of Patent:** **** Oct. 9, 2012**

(54) **NESTING ARCH CHIROPRACTIC SUPPORT**
(75) Inventors: **Todd Sinett**, Sands Point, NY (US);
Lyndon T. Treacy, Long Island City, NY (US)

(73) Assignee: **Ideal Living Holdings Limited**,
Wanchai (HK)

(**) Term: **14 Years**

(21) Appl. No.: **29/377,068**

(22) Filed: **Oct. 15, 2010**

Related U.S. Application Data

(63) Continuation of application No. 12/124,193, filed on May 21, 2008, now abandoned.

(51) **LOC (9) Cl.** **24-04**

(52) **U.S. Cl.** **D24/171**

(58) **Field of Classification Search** D24/171,
D24/183, 184, 190-192; D21/686, 687;
606/240, 241; 5/643, 648, 632, 636; 482/142
See application file for complete search history.

(56) **References Cited**

U.S. PATENT DOCUMENTS

1,710,400 A 4/1929 Bebout
4,796,315 A 1/1989 Crew
4,903,412 A 2/1990 Pedrow
D321,760 S * 11/1991 Carney D24/190

D336,134 S * 6/1993 Kalatsky D24/190
5,584,786 A 12/1996 Almeda
5,755,647 A 5/1998 Watnik
5,795,276 A 8/1998 Almeda
6,182,314 B1 2/2001 Frydman
6,843,759 B2 1/2005 Wallerstein
D526,369 S * 8/2006 Van Straaten D21/686
7,141,010 B2 11/2006 Levine
D571,917 S * 6/2008 Stoši D24/171
D585,098 S * 1/2009 Rauwerdink D21/686
D625,421 S * 10/2010 Sharps et al. D24/184

* cited by examiner

Primary Examiner — Anhdao Doan

(74) *Attorney, Agent, or Firm* — Tutunjian & Bitetto, P.C.

(57) **CLAIM**

The ornamental design for a nesting arch chiropractic support, as shown and described.

DESCRIPTION

FIG. 1 is a perspective view of the nesting arch chiropractic support showing our new design;

FIG. 2 is a front view thereof, the rear view being identical to the front view;

FIG. 3 is a left side view thereof, the right side view being identical to the left side view;

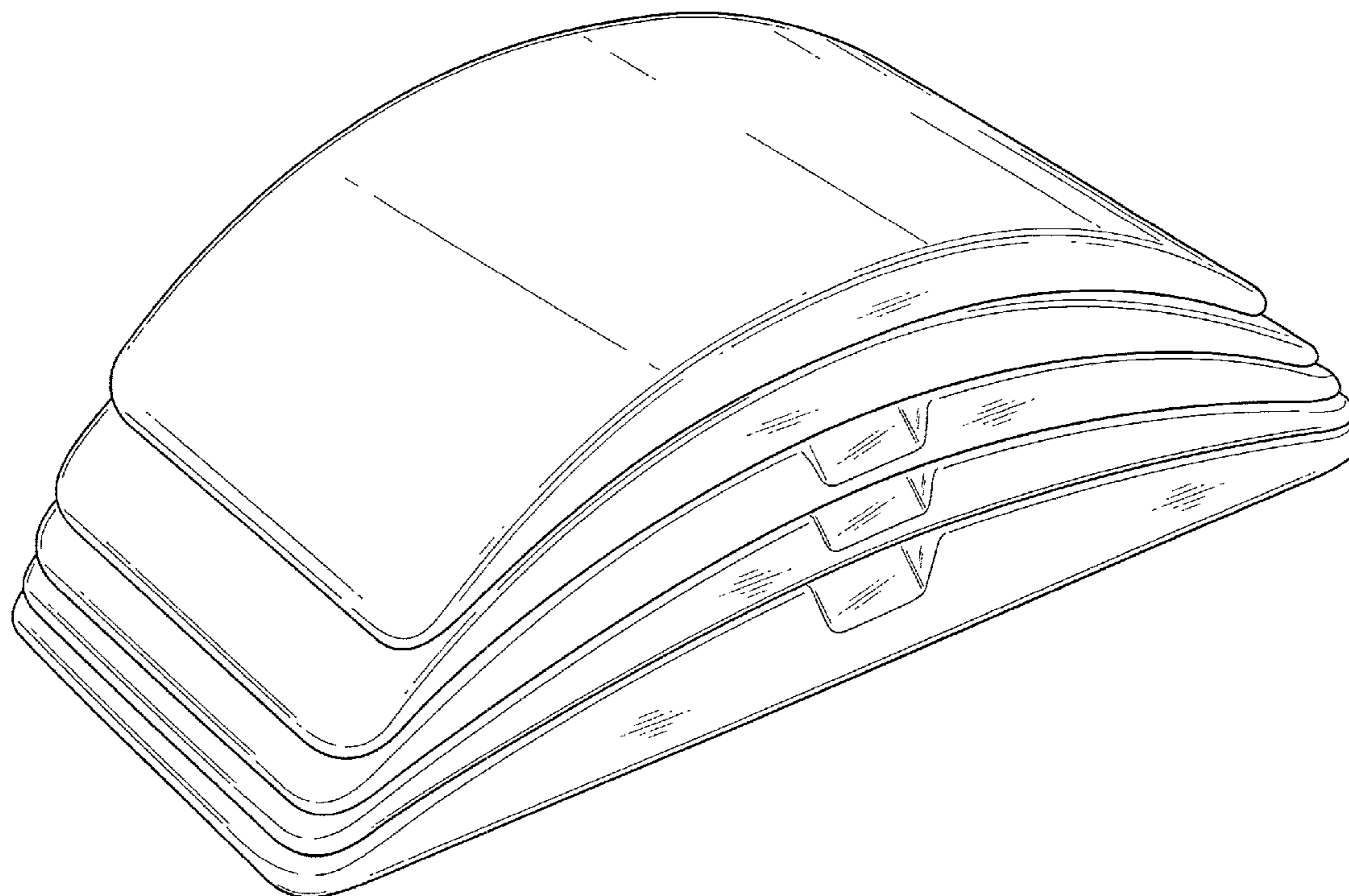
FIG. 4 is top view thereof;

FIG. 5 is a bottom side view thereof; and,

FIG. 6 is an exploded view thereof.

The portions of the nesting arch chiropractic support shown in broken lines form no part of the claimed design.

1 Claim, 4 Drawing Sheets



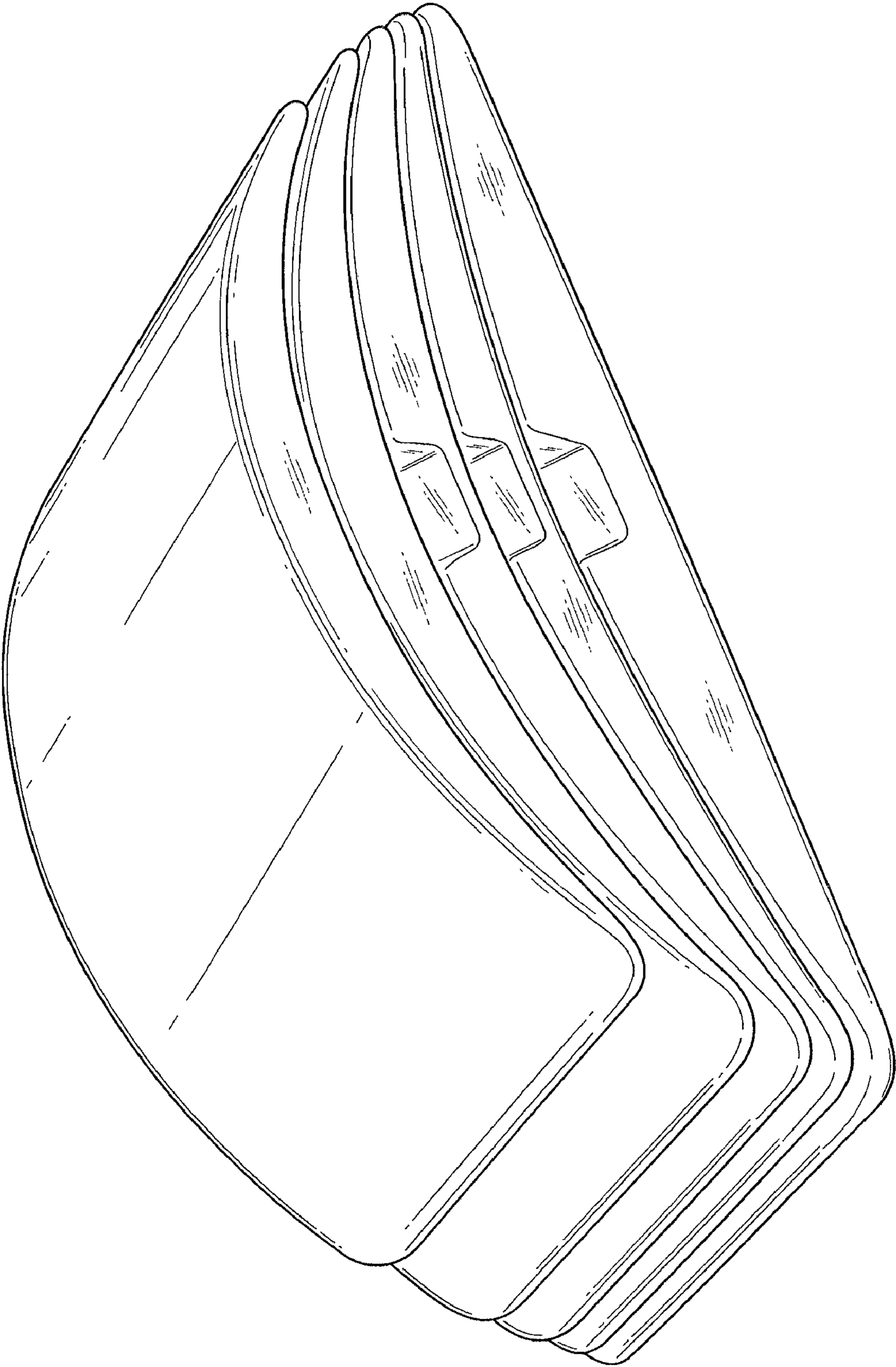


FIG. 1

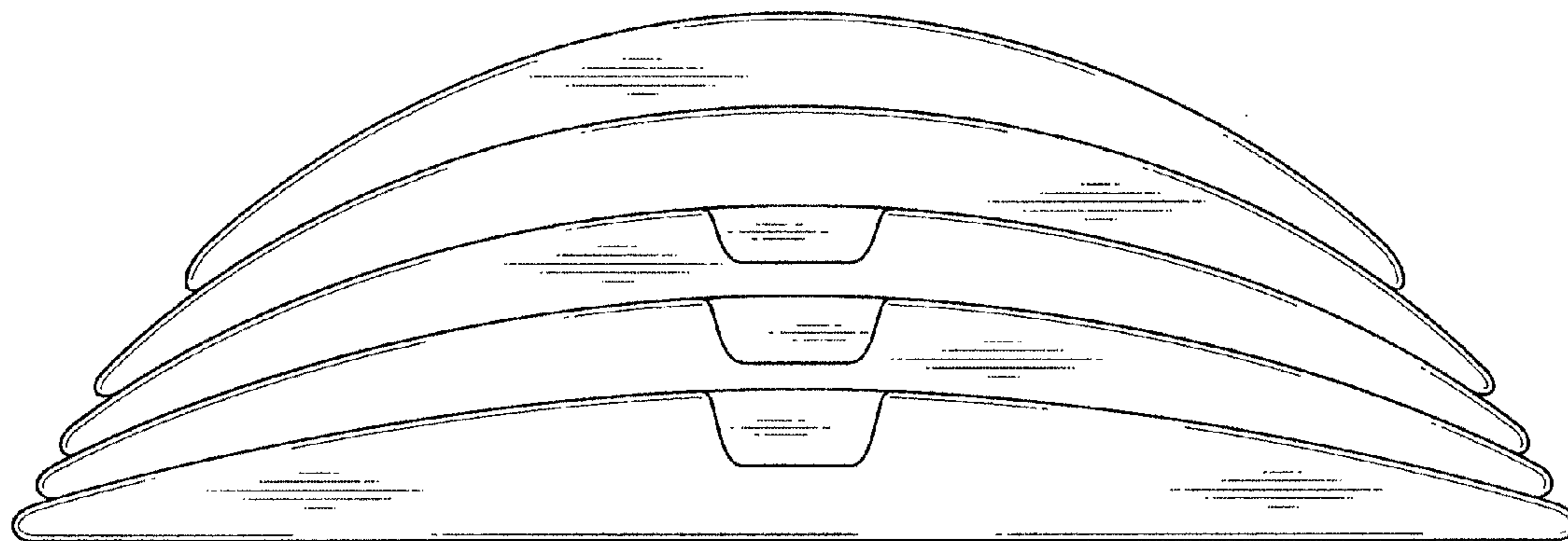


FIG. 2




FIG. 3




FIG. 4



FIG. 5

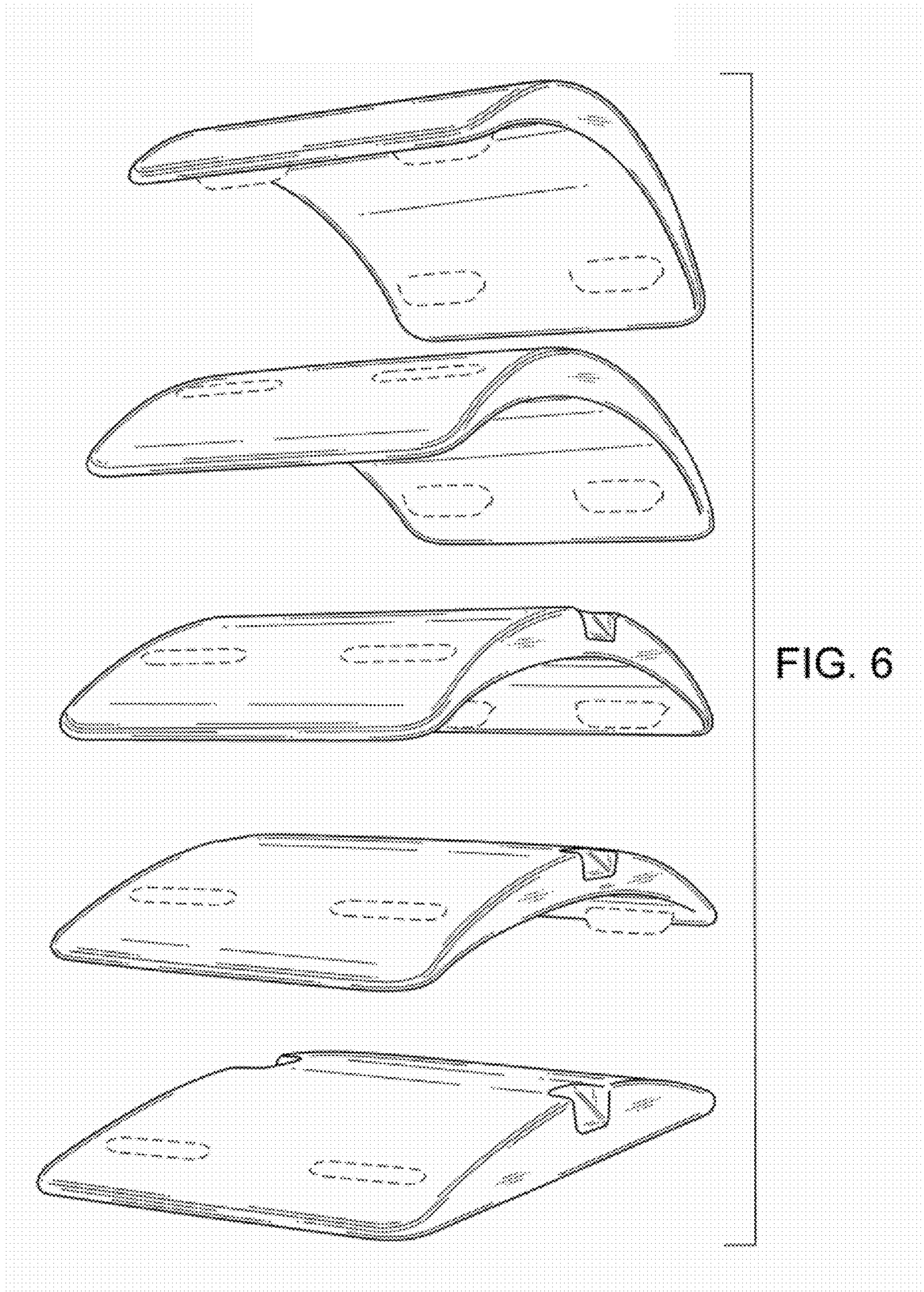


FIG. 6