



US00D668755S

(12) **United States Design Patent**  
**Browder**

(10) **Patent No.:** **US D668,755 S**  
(45) **Date of Patent:** **\*\* Oct. 9, 2012**

(54) **COVER FOR LIGHT AND/OR FRAGRANCE  
EMITTER**

(75) Inventor: **John H. Browder**, Argyle, TX (US)

(73) Assignee: **IDC Enchanted Lighting Company,  
LLC**, Roanoke, TX (US)

(\*\*) Term: **14 Years**

(21) Appl. No.: **29/416,934**

(22) Filed: **Mar. 28, 2012**

(51) **LOC (9) Cl.** ..... **28-99**

(52) **U.S. Cl.** ..... **D23/367**

(58) **Field of Classification Search** ..... D23/355-369;  
D28/5, 6; 261/DIG. 17, DIG. 42, DIG. 65,  
261/DIG. 88, DIG. 89; 392/386, 390, 394,  
392/395; 239/34, 44, 53, 55, 56, 326; D26/14,  
D26/17, 98, 9, 22, 24; D11/131.1; D7/509,  
D7/522, 524, 537

See application file for complete search history.

(56) **References Cited**

**U.S. PATENT DOCUMENTS**

D257,734 S \* 12/1980 Rosenberg ..... D21/541  
D389,534 S \* 1/1998 Schulz ..... D21/541  
D390,942 S \* 2/1998 Mei ..... D23/367

D413,970 S \* 9/1999 Chen ..... D23/367  
D421,492 S \* 3/2000 Wu ..... D23/367  
D425,946 S \* 5/2000 Wei ..... D21/541  
D431,862 S \* 10/2000 Chen ..... D23/367  
D435,897 S \* 1/2001 Wu ..... D23/367  
D435,898 S \* 1/2001 Yang ..... D23/367  
D462,432 S \* 9/2002 Robson ..... D23/367  
D465,020 S \* 10/2002 Stone et al. .... D23/366  
D480,461 S \* 10/2003 Stone et al. .... D23/367  
D481,114 S \* 10/2003 Cane et al. .... D23/367  
D526,399 S \* 8/2006 Cane et al. .... D23/366  
D533,907 S \* 12/2006 Yuen ..... D21/541

\* cited by examiner

*Primary Examiner* — Sandra Snapp

(74) *Attorney, Agent, or Firm* — Brian Harris

(57) **CLAIM**


The ornamental design for a cover for light and/or fragrance emitter, as shown and described.

**DESCRIPTION**

FIG. 1 is a perspective view of a cover for light and/or fragrance emitter showing my new design;  
FIG. 2 is a front view thereof;  
FIG. 3 is a back view thereof;  
FIG. 4 is a right side view thereof;  
FIG. 5 is a left side view thereof;  
FIG. 6 is a top view thereof; and,  
FIG. 7 is a bottom view thereof.

The broken lines form no part of the claimed design.

**1 Claim, 7 Drawing Sheets**






FIG. 1




FIG. 2




FIG. 3



FIG. 4



FIG. 5




FIG. 6

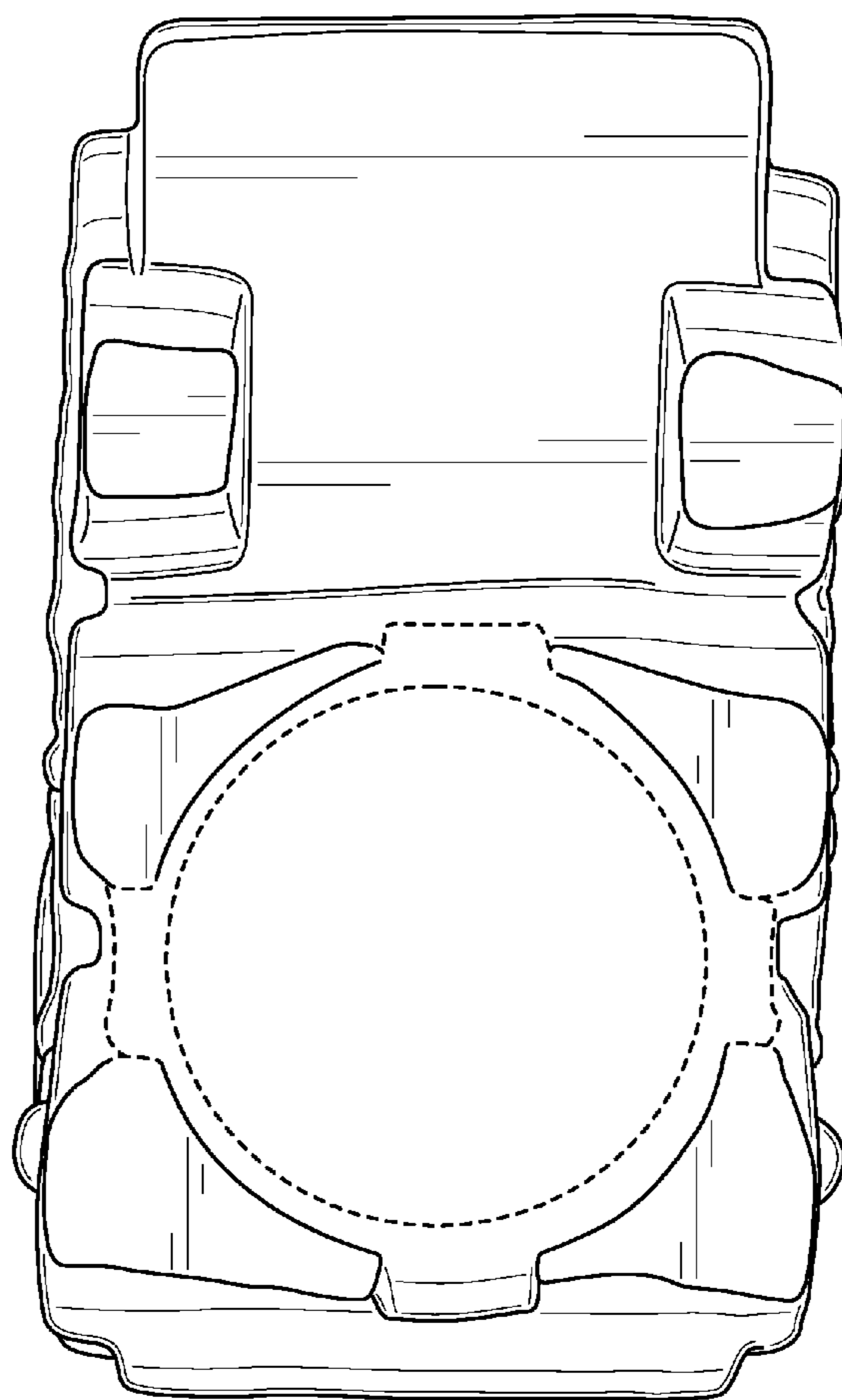


FIG. 7