



US00D668749S

(12) **United States Design Patent**
Thomas et al.

(10) **Patent No.:** **US D668,749 S**
(45) **Date of Patent:** **** Oct. 9, 2012**

(54) **PEDESTAL HUMIDIFIER**
(75) Inventors: **Scott Thomas**, Greenbrier, AR (US);
Mark Brenneman, Burlington, WI (US)
(73) Assignee: **Essick Air Products**, Little Rock, AR
(US)

(**) Term: **14 Years**
(21) Appl. No.: **29/360,221**

(22) Filed: **Apr. 22, 2010**
(51) **LOC (9) Cl.** **23-04**
(52) **U.S. Cl.** **D23/356**
(58) **Field of Classification Search** D23/364,
D23/355, 356, 359, 360, 366, 369, 332, 333,
D23/335, 342, 351; 422/120, 122; 55/356,
55/473, 504; 96/97; D14/188, 170, 172;
261/DIG. 17, DIG. 65, DIG. 88, DIG. 31;
D18/34.6

See application file for complete search history.

(56) **References Cited**

U.S. PATENT DOCUMENTS

D268,129 S	3/1983	Zuback	
D305,795 S	1/1990	Harashima	
D308,414 S	6/1990	Makihara	
D318,723 S	7/1991	Chiu	
D323,210 S	1/1992	Wortham	
D323,382 S *	1/1992	Wang	D23/335
D344,580 S	2/1994	Barrault	
D346,855 S	5/1994	Chiu	
D353,662 S	12/1994	Patton et al.	
D354,803 S	1/1995	Huang	
D368,770 S	4/1996	Tanner et al.	
D376,418 S	12/1996	Wang	
D388,510 S	12/1997	Rick et al.	
D394,311 S	5/1998	Seaman et al.	
D395,490 S	6/1998	Jane' et al.	
D395,492 S	6/1998	Phillips et al.	

D396,527 S	7/1998	Boyle et al.
D398,045 S	9/1998	Jane et al.
D398,389 S	9/1998	Spaine et al.
D402,022 S	12/1998	Termeer et al.
D411,879 S	7/1999	Stanek et al.
D413,662 S	9/1999	DeLay
D416,614 S	11/1999	Bellil et al.
D421,108 S	2/2000	Esty et al.
D425,609 S	5/2000	Hyon
D429,323 S	8/2000	Rossmann et al.
D429,805 S	8/2000	Hyo
D430,278 S	8/2000	Kraus et al.
D433,494 S	11/2000	Pinchuk et al.
D435,096 S	12/2000	Meeks et al.

(Continued)

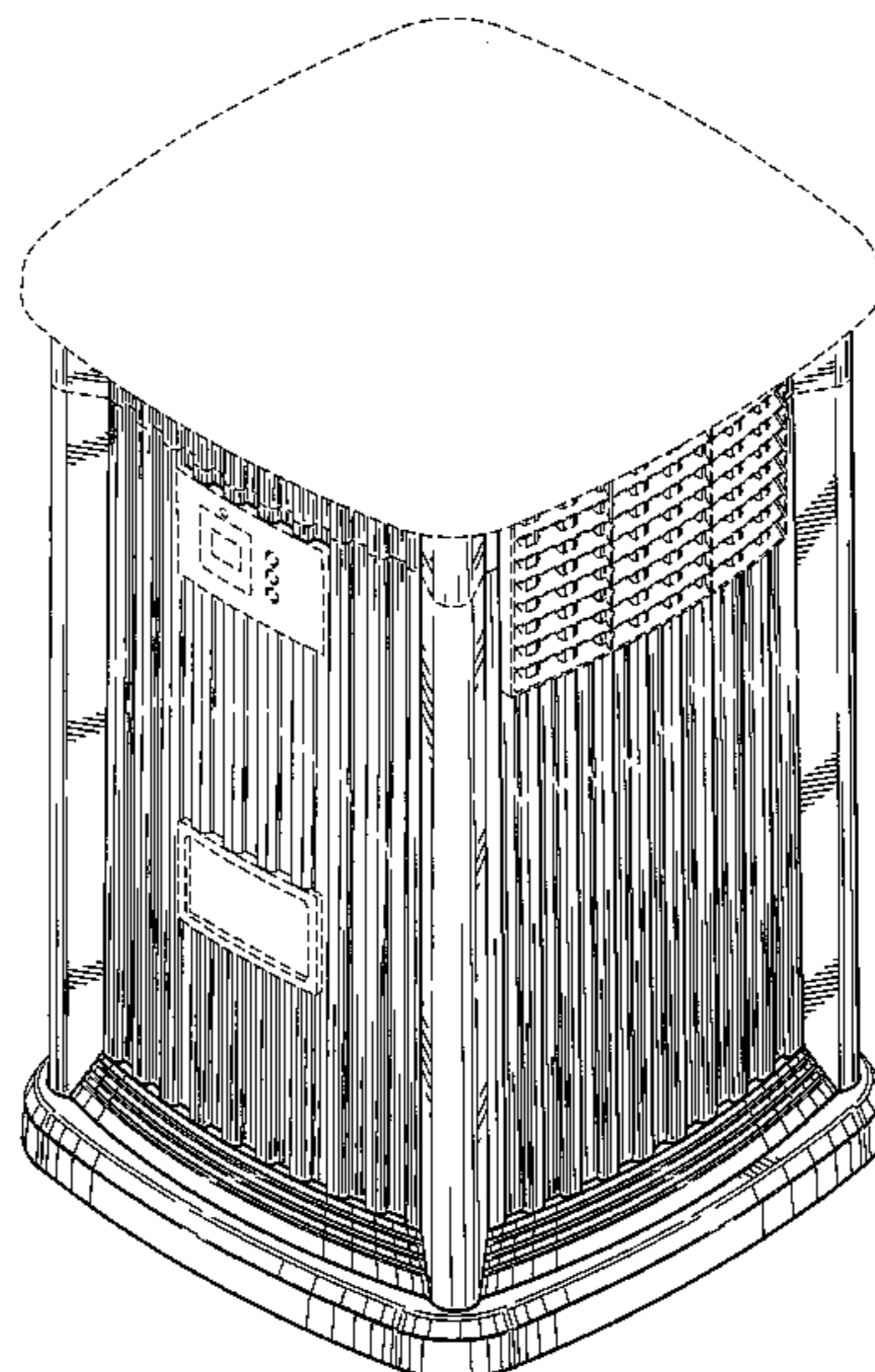
Primary Examiner — David Muller
(74) *Attorney, Agent, or Firm* — RatnerPrestia

(57) **CLAIM**
The ornamental design for a pedestal humidifier, as shown and described.

DESCRIPTION

FIG. 1 is a perspective view from the top, front, and right of the pedestal humidifier;
FIG. 2 is a perspective view from the top, rear, and left side of the pedestal humidifier of FIG. 1;
FIG. 3 is a front elevation view of the pedestal humidifier of FIG. 1;
FIG. 4 is a right side elevation view of the pedestal humidifier of FIG. 1, the left side being a mirror image thereof;
FIG. 5 is a rear elevation view of the pedestal humidifier of FIG. 1;
FIG. 6 is a top view of the pedestal humidifier of FIG. 1; and, FIG. 7 is a bottom view of the pedestal humidifier of FIG. 1. The portions of the pedestal humidifier shown in broken lines depict environmental subject matter only and form no part of the claimed design.

1 Claim, 6 Drawing Sheets



US D668,749 S

Page 2

U.S. PATENT DOCUMENTS

D437,039 S	1/2001	Yamazaki et al.	
D451,182 S	11/2001	Tsuji	
D453,822 S	2/2002	Meeks et al.	
D461,002 S	7/2002	Christianson	
D465,567 S	11/2002	Choi	
D468,414 S	1/2003	Fok	
D495,043 S	8/2004	Gatchell et al.	
D500,848 S *	1/2005	Holderfield et al. D23/364
D501,042 S	1/2005	Holderfield et al.	
D501,248 S	1/2005	Chi-Hsiang et al.	
D514,678 S	2/2006	Julos et al.	
D518,160 S *	3/2006	Normark D23/366
D523,128 S	6/2006	Zhu	
D529,161 S	9/2006	De'Longhi	
D532,502 S *	11/2006	Bartlett et al. D23/351
D534,636 S *	1/2007	David et al. D23/351
D534,637 S *	1/2007	David et al. D23/351
D535,571 S	1/2007	Simon et al.	
D540,453 S	4/2007	Wang	
D548,315 S *	8/2007	Lin D23/364
D549,811 S	8/2007	Chen	
D553,229 S	10/2007	Song et al.	
D565,167 S	3/2008	Hsu	
D570,464 S *	6/2008	Normark D23/364
D577,427 S	9/2008	Spiegel	
D578,189 S	10/2008	Gao	
D585,533 S	1/2009	Gao	
D588,686 S	3/2009	Spiegel	
D594,947 S	6/2009	Lewis	
D596,728 S *	7/2009	Campbell et al. D23/364
D597,187 S *	7/2009	Campbell D23/356
D597,188 S	7/2009	Chen	
D598,528 S	8/2009	Choi et al.	
D600,336 S *	9/2009	Lin D23/332
D606,184 S *	12/2009	Chiu D23/359
D606,639 S *	12/2009	Chung D23/342

* cited by examiner

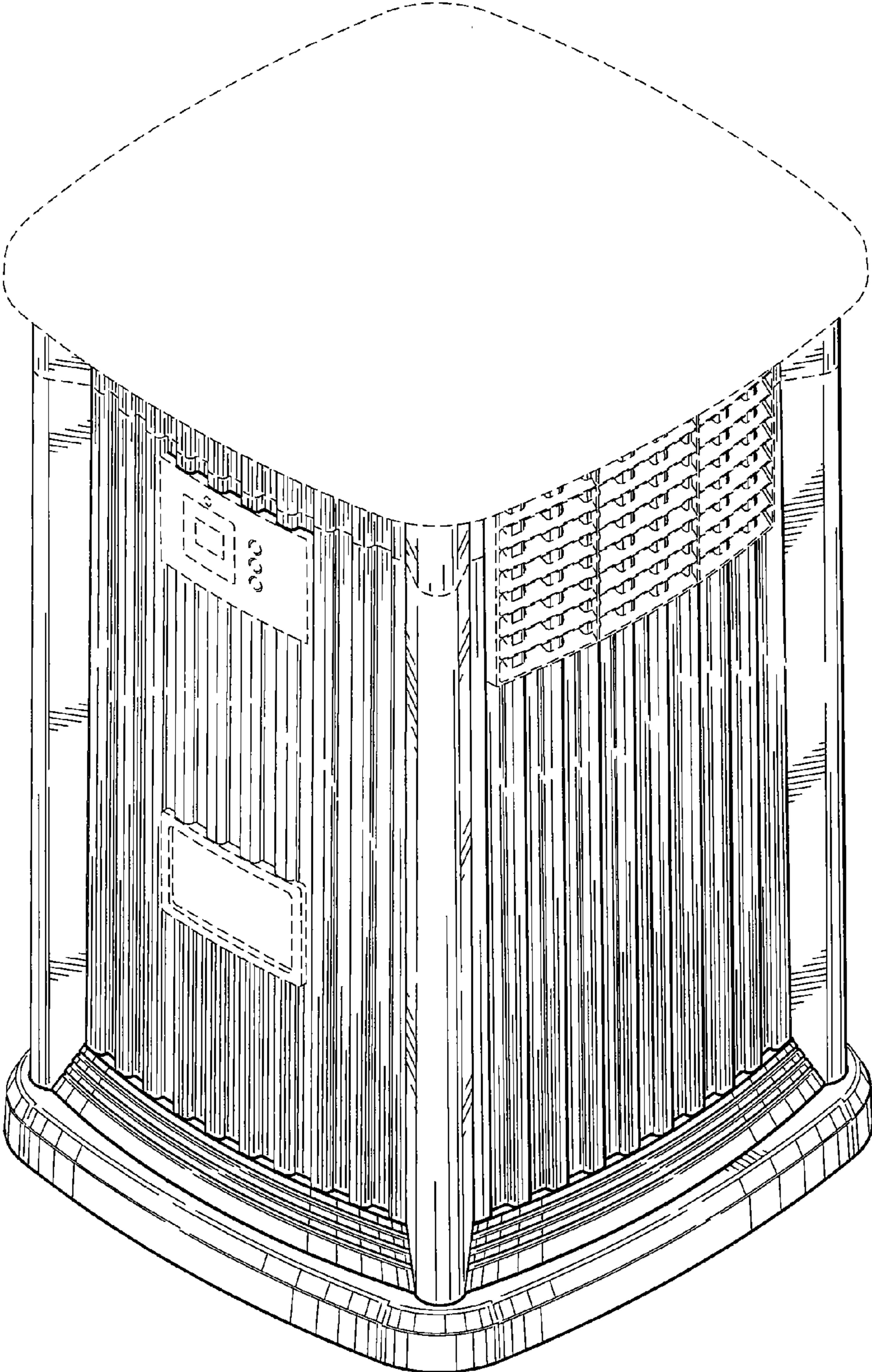


FIG. 1

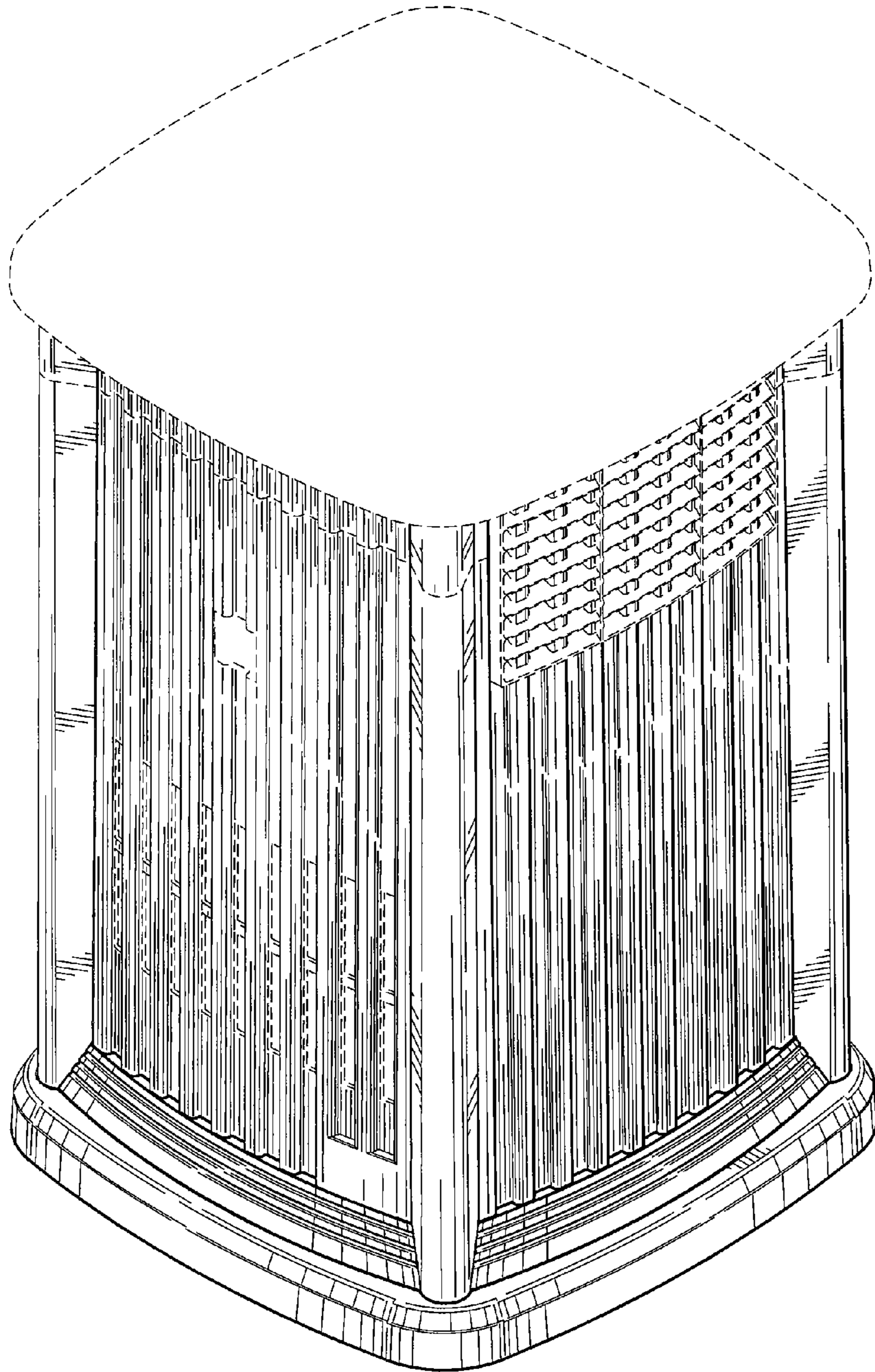


FIG. 2

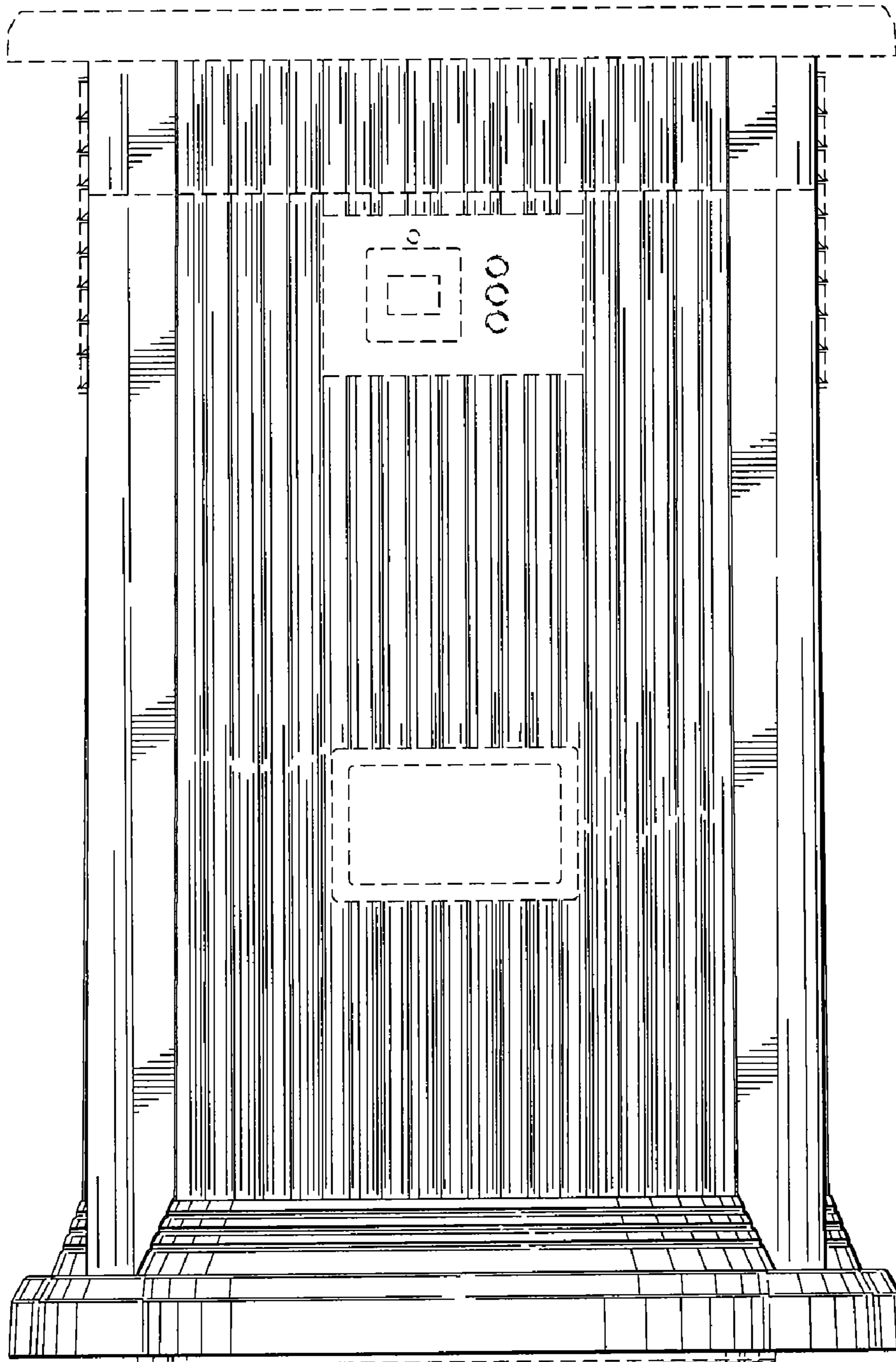


FIG. 3

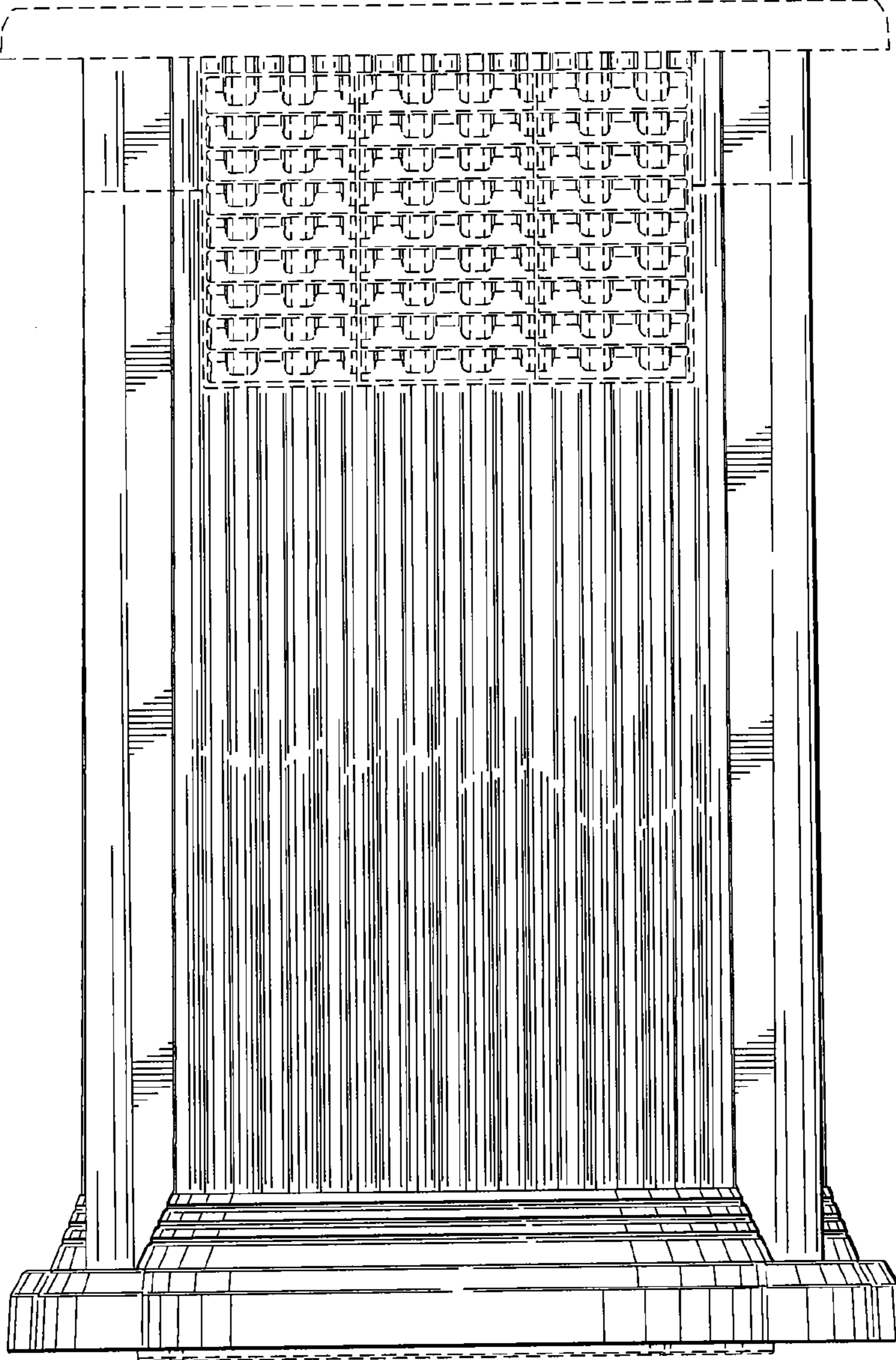


FIG. 4

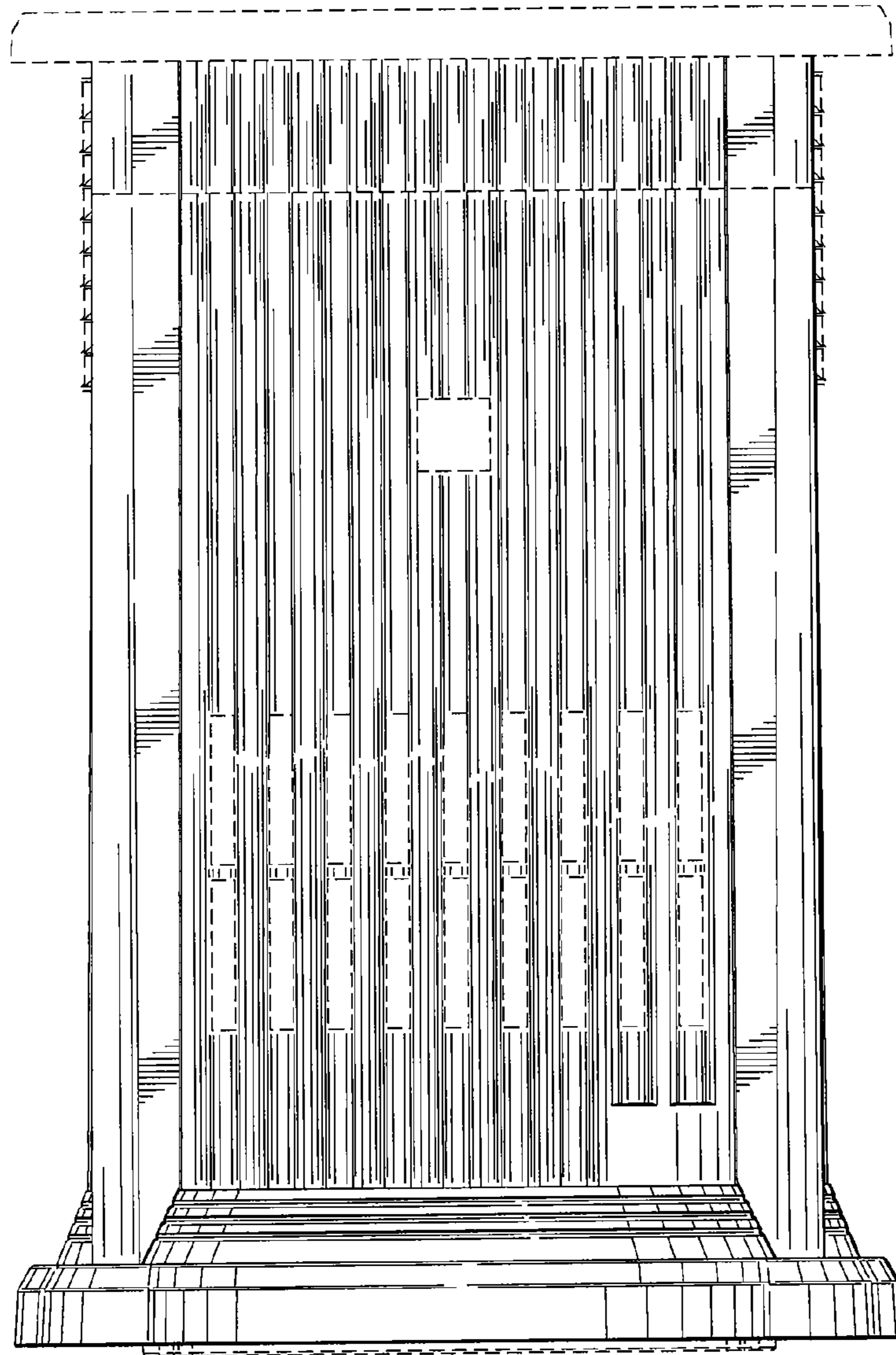


FIG. 5




FIG. 6

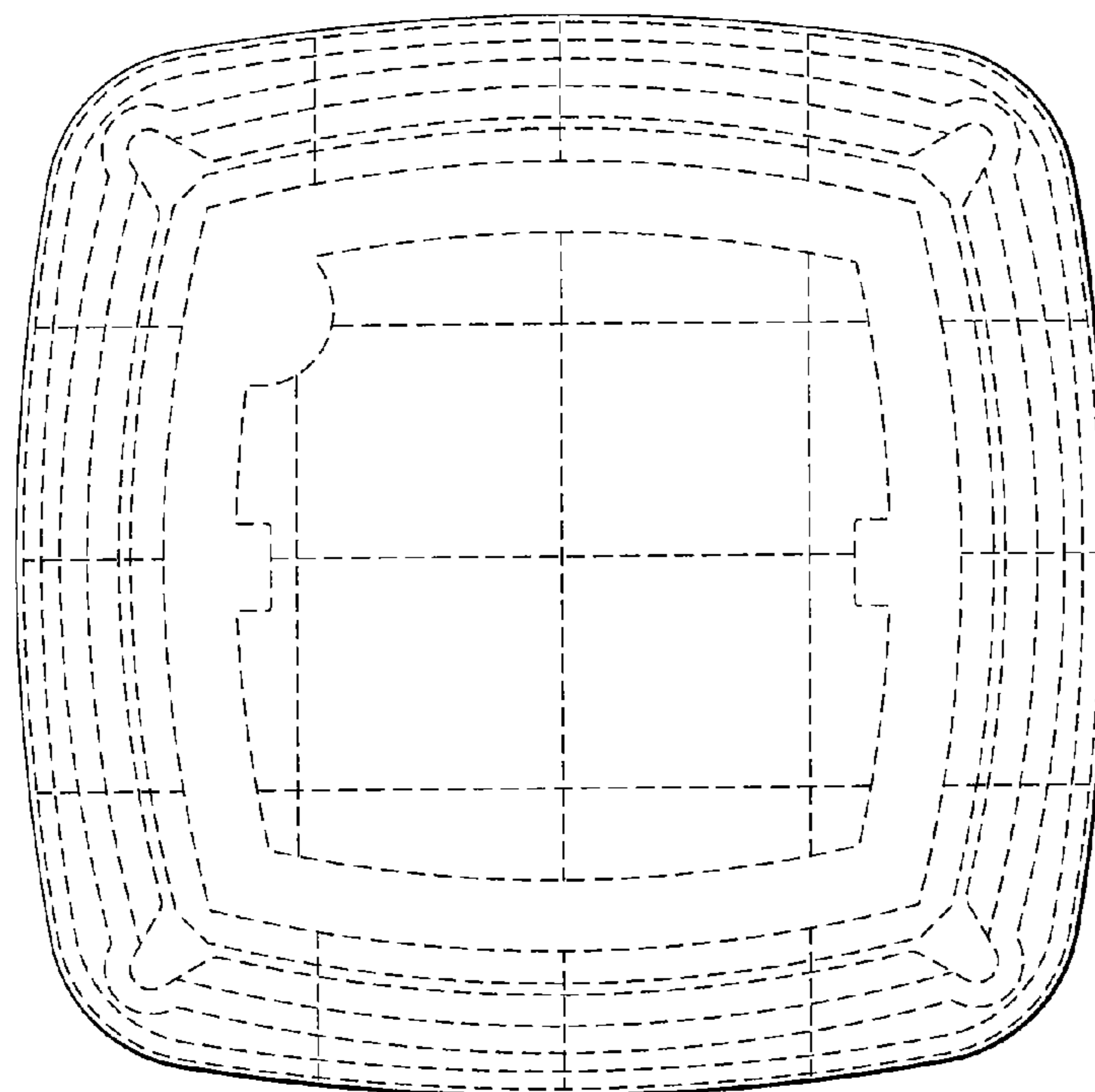


FIG. 7