



US00D668740S

(12) **United States Design Patent**  
**Kulikov et al.**

(10) **Patent No.:** **US D668,740 S**

(45) **Date of Patent:** **\*\* Oct. 9, 2012**

(54) **FILTER DEVICE**

(56) **References Cited**

(75) Inventors: **Vladimir Mikhailovich Kulikov,**  
Moscow (RU); **Vladimir Alekseevich**  
**Zakharov,** Moscow (RU)

U.S. PATENT DOCUMENTS

D561,299 S \* 2/2008 Baba ..... D23/209  
D561,300 S \* 2/2008 Baba ..... D23/209  
D594,927 S 6/2009 Amtmann  
8,177,073 B2 \* 5/2012 Kuo ..... 210/415

(73) Assignee: **DWT Deutsche Wassertechnologien**  
**GmbH,** Frankfurt am Main (DE)

FOREIGN PATENT DOCUMENTS

CN 986352 4/1997  
\* cited by examiner

(\*\*) Term: **14 Years**

*Primary Examiner* — Robin V Webster

(74) *Attorney, Agent, or Firm* — Bachmna & LaPointe, P.C.

(21) Appl. No.: **29/404,377**

(57) **CLAIM**

The ornamental design for a filter device, as shown.

**DESCRIPTION**

(22) Filed: **Oct. 20, 2011**

FIG. 1 is a perspective view.

FIG. 2 is a left-hand side view.

FIG. 3 is a top view.

FIG. 4 is a bottom view.

FIG. 5 is a right-hand side view.

FIG. 6 is a front view; and,

FIG. 7 is a back view.


(51) **LOC (9) Cl.** ..... **23-01**

(52) **U.S. Cl.** ..... **D23/209**

(58) **Field of Classification Search** ..... D23/207,  
D23/209; 210/282, 497.01, 323.1, 323.2

See application file for complete search history.

**1 Claim, 7 Drawing Sheets**



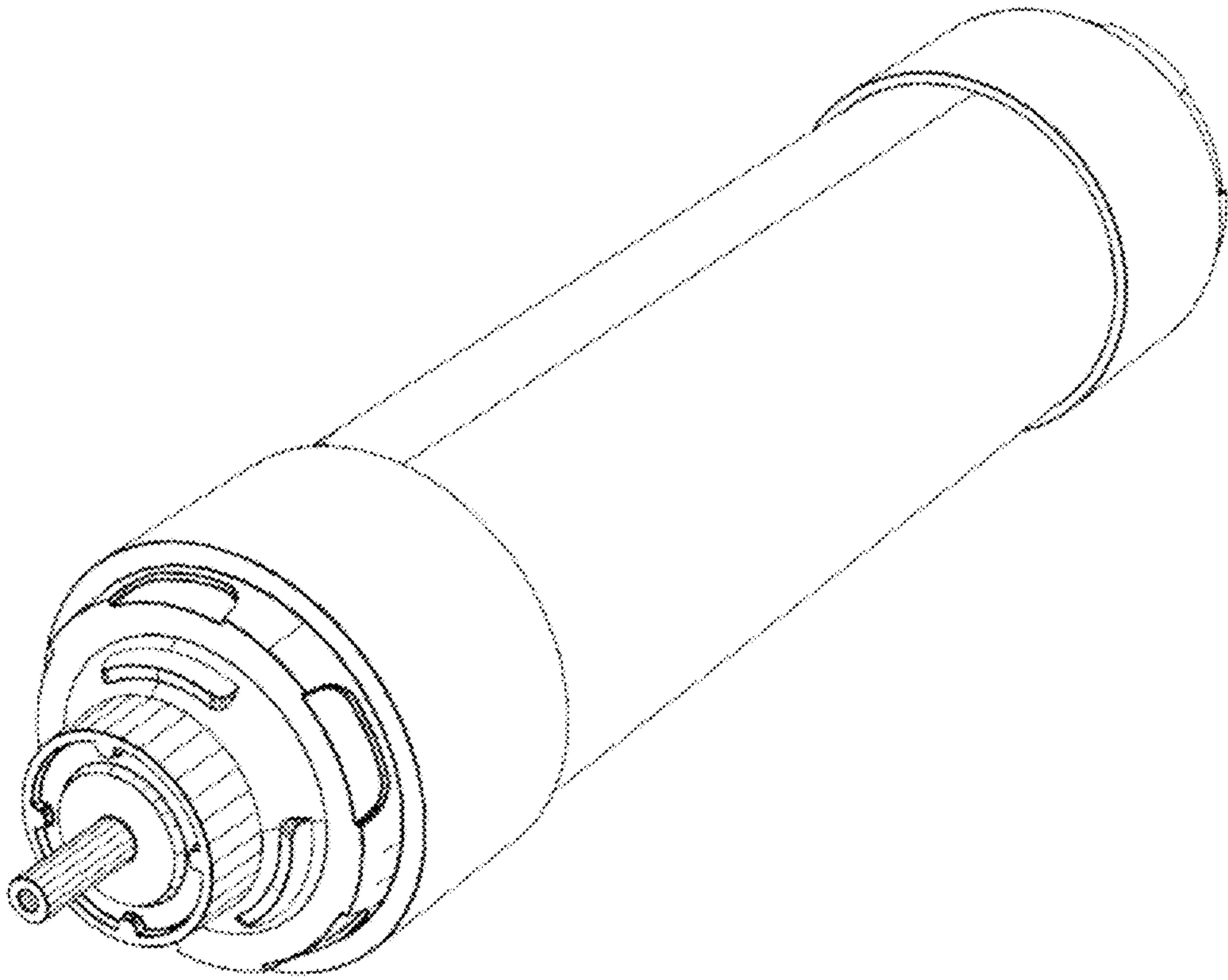


FIG. 1




FIG. 2

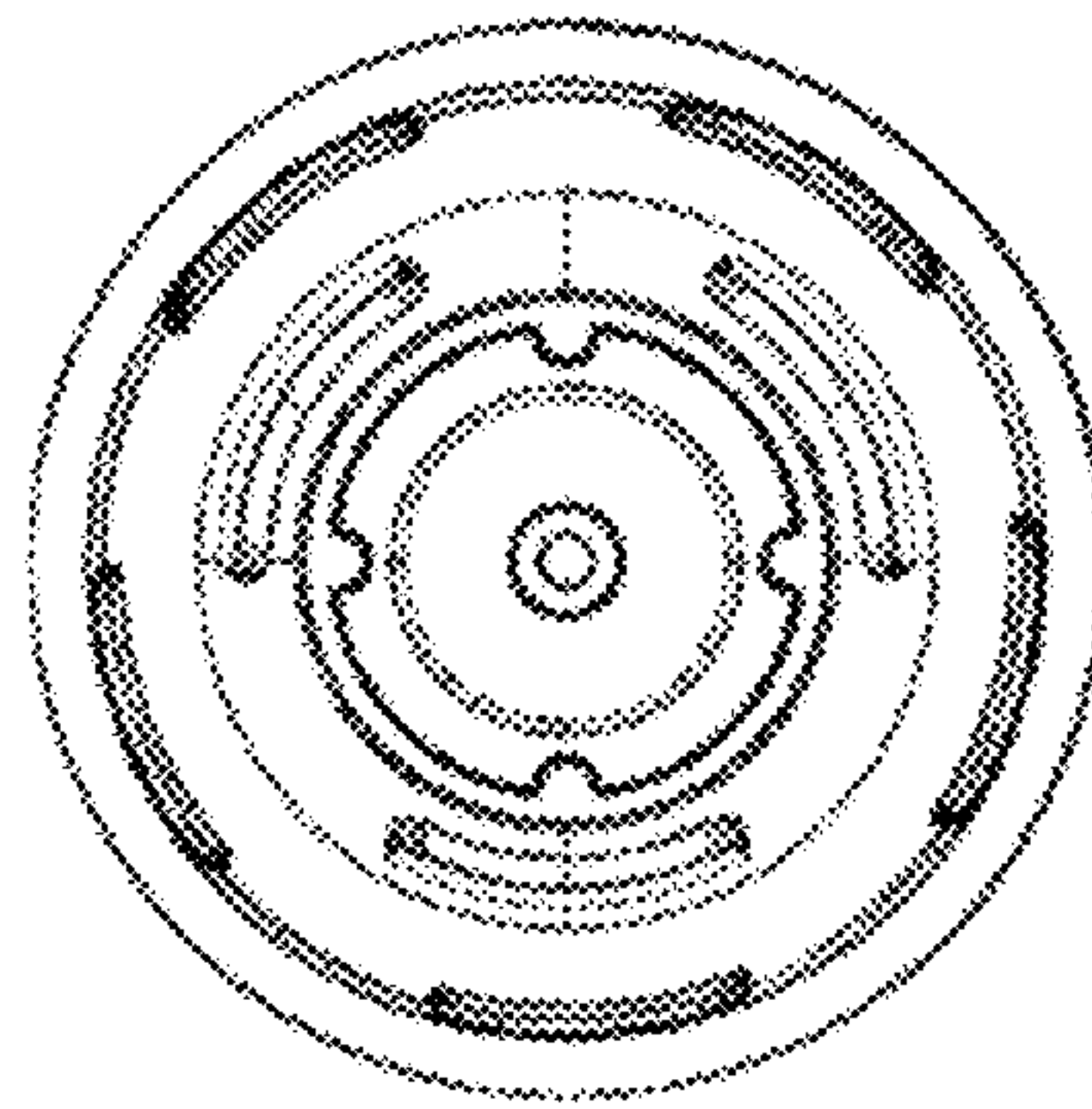


FIG. 3

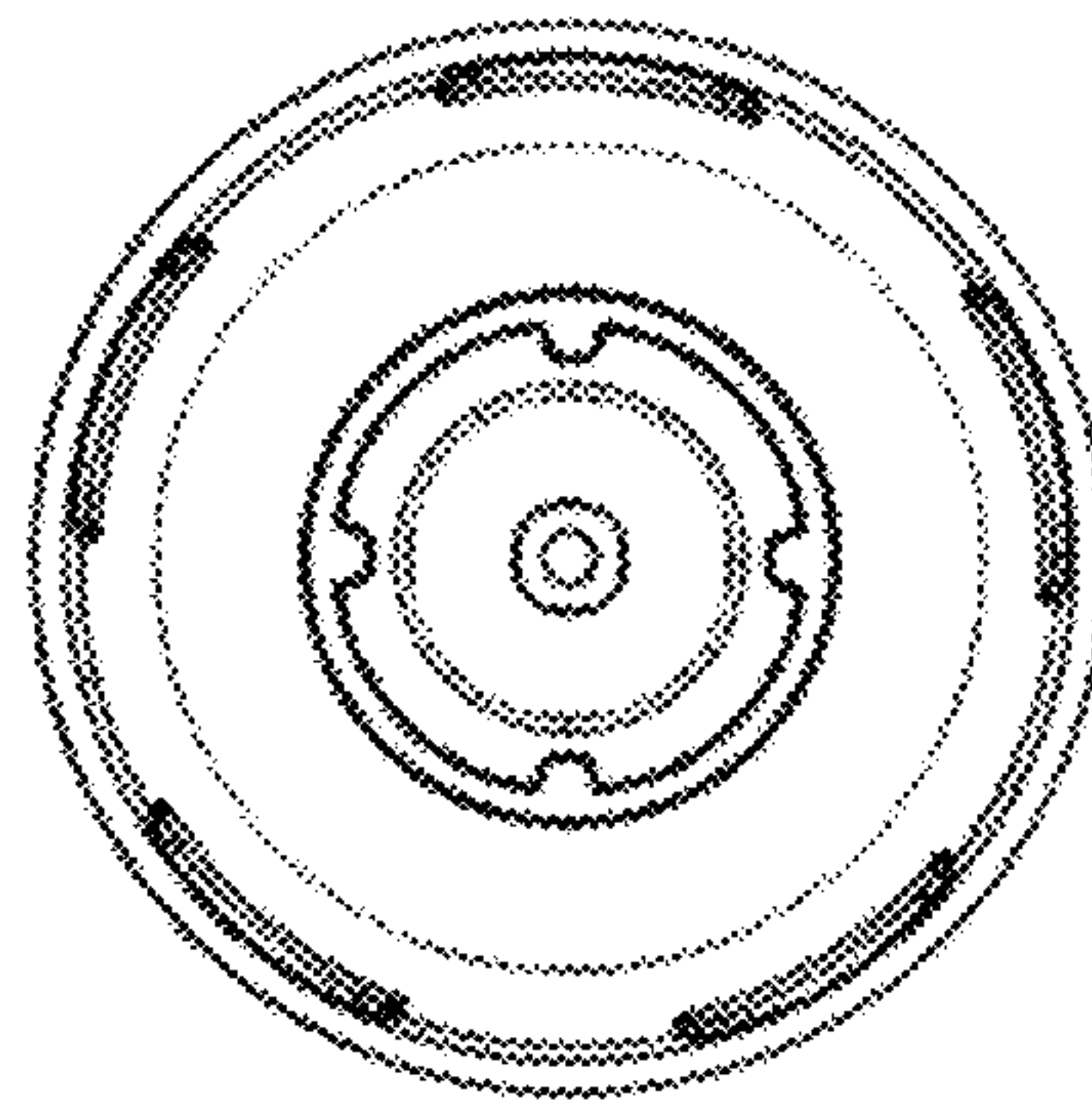


FIG. 4




FIG. 5

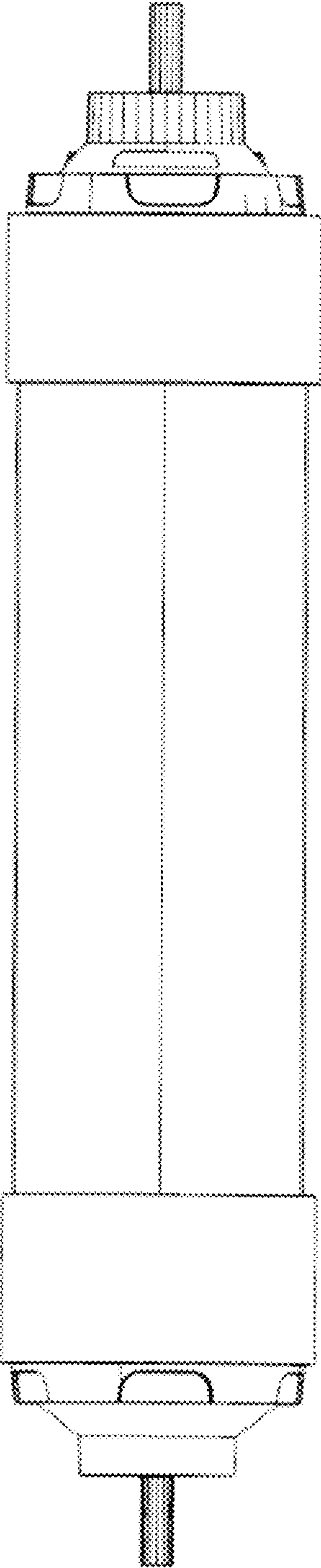


FIG. 6

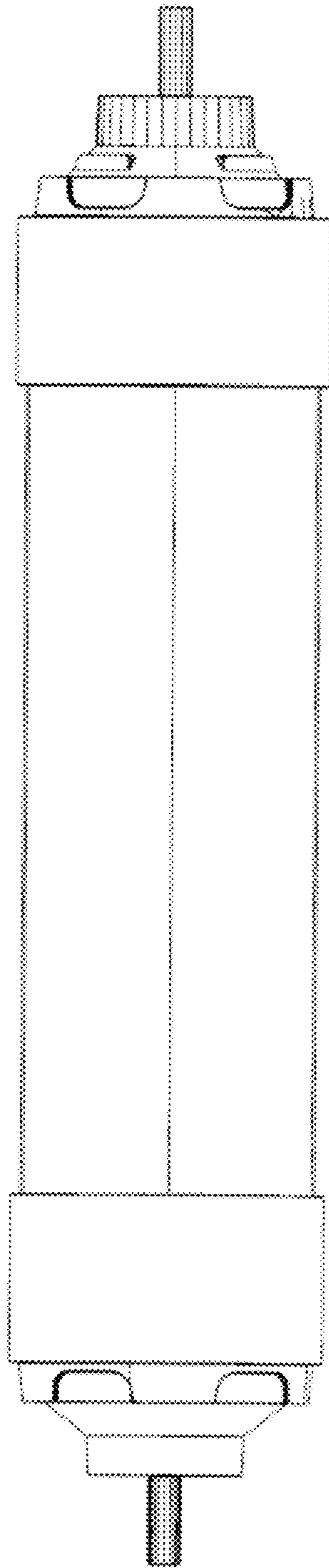


FIG. 7