



US00D668736S

(12) **United States Design Patent**  
**Ito**

(10) **Patent No.:** **US D668,736 S**

(45) **Date of Patent:** **\*\* Oct. 9, 2012**

(54) **FISHING LURE**

D435,082 S \* 12/2000 Tsutsumi ..... D22/131  
D448,443 S \* 9/2001 Kaven et al. .... D22/133

(75) Inventor: **Koichi Ito**, Shizuoka (JP)

\* cited by examiner

(73) Assignee: **Megabass Inc.**, Hamamatsu-Shi,  
Shizuoka (JP)

*Primary Examiner* — Catheri Oliver

(74) *Attorney, Agent, or Firm* — Birch, Stewart, Kolasch &  
Birch, LLP

(\*\*) Term: **14 Years**

(57) **CLAIM**

The ornamental design for fishing lure, as shown and  
described.

(21) Appl. No.: **29/408,072**

**DESCRIPTION**

(22) Filed: **Dec. 6, 2011**

(51) **LOC (9) Cl.** ..... **22-05**

FIG. 1 is a front, top perspective view of the fishing lure  
showing my new design;

(52) **U.S. Cl.** ..... **D22/131**

FIG. 2 is a front, bottom perspective view of the fishing lure  
thereof;

(58) **Field of Classification Search** ..... D22/126-133;  
43/37, 42.06, 42.09, 42.4, 42.24, 42.26, 46,  
43/42.39, 42.38, 44.81

FIG. 3 is a front view thereof;

FIG. 4 is a rear view thereof;

FIG. 5 is a top view thereof;

FIG. 6 is a bottom view thereof;

FIG. 7 is a right side view thereof; and,

FIG. 8 is a left view thereof.

See application file for complete search history.

(56) **References Cited**

**U.S. PATENT DOCUMENTS**

D328,773 S \* 8/1992 Wilson et al. .... D22/133

**1 Claim, 4 Drawing Sheets**




FIG. 1

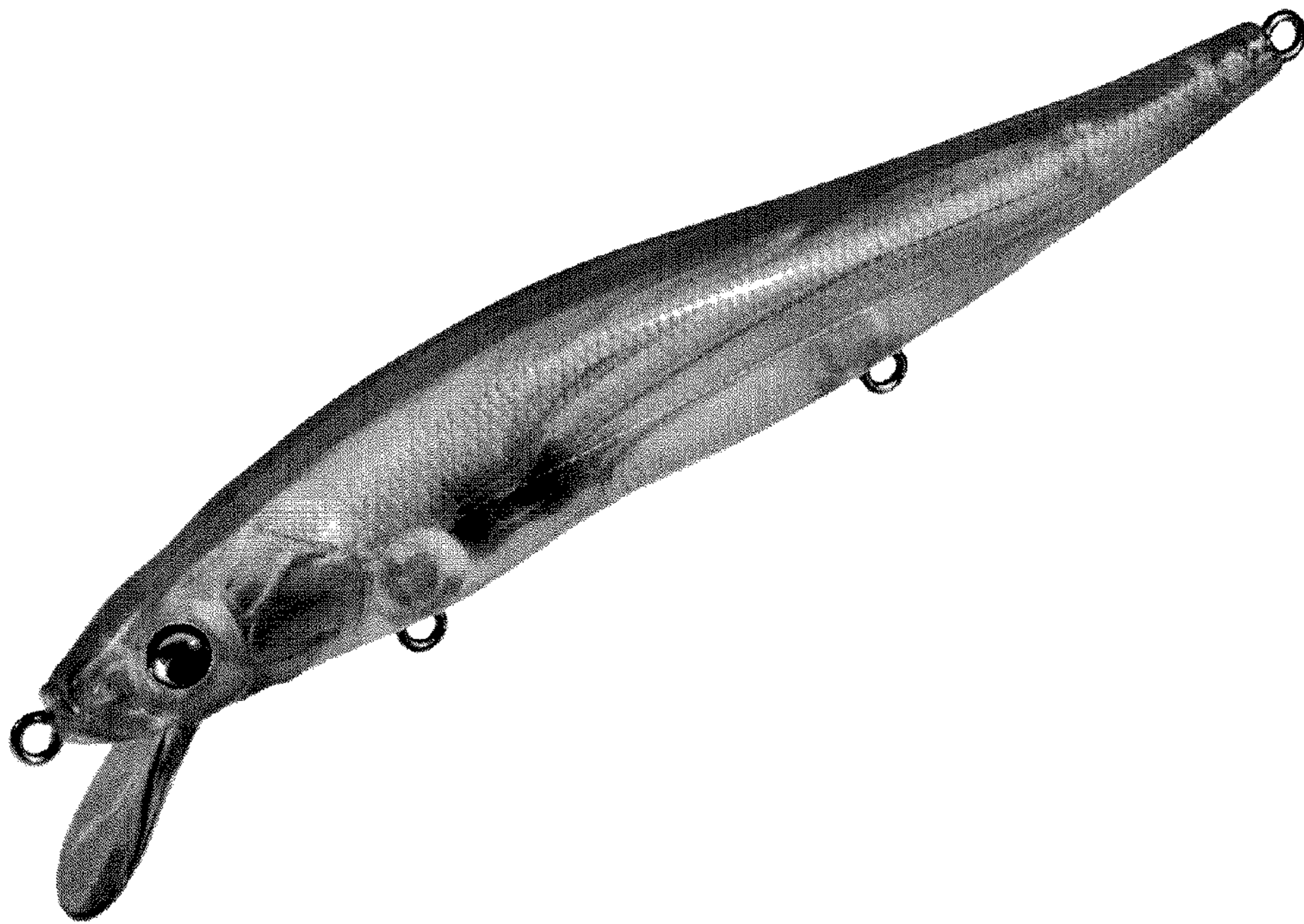




FIG. 2






FIG. 3




FIG. 4




FIG. 5






FIG. 6





**FIG. 7**



**FIG. 8**

