



US00D668593S

(12) **United States Design Patent**
Imai et al.

(10) **Patent No.:** **US D668,593 S**
(45) **Date of Patent:** **** Oct. 9, 2012**

- (54) **BUMPER FOR MOTOR VEHICLE**
- (75) Inventors: **Shinichi Imai**, Hiroshima (JP);
Masatoshi Miyake, Hiroshima (JP);
Yutaka Sukegawa, Hiroshima (JP);
Ryuji Kumagai, Hiroshima (JP)
- (73) Assignee: **Mazda Motor Corporation** (JP)
- (**) Term: **14 Years**
- (21) Appl. No.: **29/396,745**
- (22) Filed: **Jul. 6, 2011**
- (30) **Foreign Application Priority Data**
Jan. 12, 2011 (JP) D2011-000410
- (51) **LOC (9) Cl.** **12-16**
- (52) **U.S. Cl.** **D12/169**
- (58) **Field of Classification Search** D12/169,
D12/196, 171, 216, 163, 86, 90-92; 293/102,
293/113, 115, 117, 120; 296/180.1, 180.2
See application file for complete search history.

D634,680 S * 3/2011 Iida D12/169
D634,681 S * 3/2011 Hirabayashi D12/169
D659,611 S * 5/2012 Kobayashi et al. D12/169

FOREIGN PATENT DOCUMENTS

EM 001165435-0001 2/2010
JP 1328490 3/2008
JP 1343305 10/2008

OTHER PUBLICATIONS

RCD-Online; Mazda Motor Corporation; 001165435-0001; Feb. 2, 2010.

* cited by examiner

Primary Examiner — Melody N Brown

(74) *Attorney, Agent, or Firm* — Studebaker & Brackett PC;
Donald R. Studebaker

(57) **CLAIM**

The ornamental design for a bumper for motor vehicle, as shown and described.

DESCRIPTION

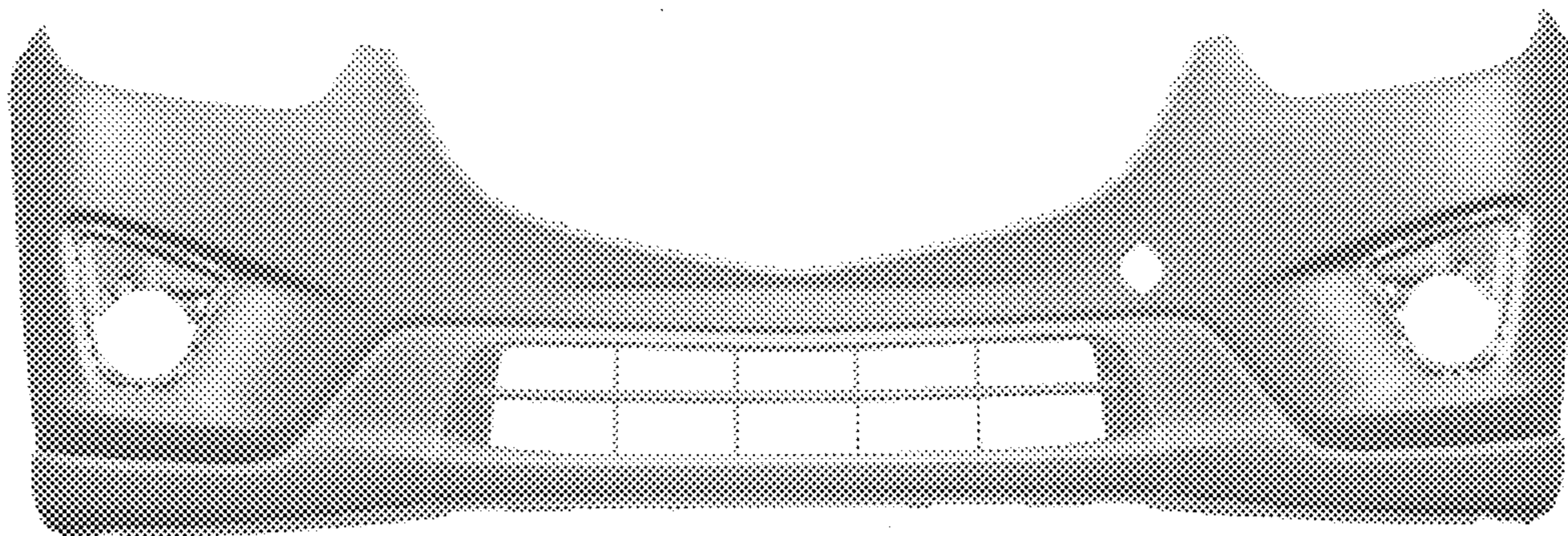
FIG. 1 is a perspective view of a bumper for motor vehicle;
FIG. 2 is a front view thereof;
FIG. 3 is a rear view thereof;
FIG. 4 is a left side view thereof;
FIG. 5 is a right side view thereof;
FIG. 6 is a top view thereof; and,
FIG. 7 is a bottom view thereof.

1 Claim, 2 Drawing Sheets

(56) **References Cited**

U.S. PATENT DOCUMENTS

D608,258 S 1/2010 Koizumi et al.
D624,470 S 9/2010 Takahashi et al.
D631,406 S * 1/2011 Kuze D12/169






FIG. 1

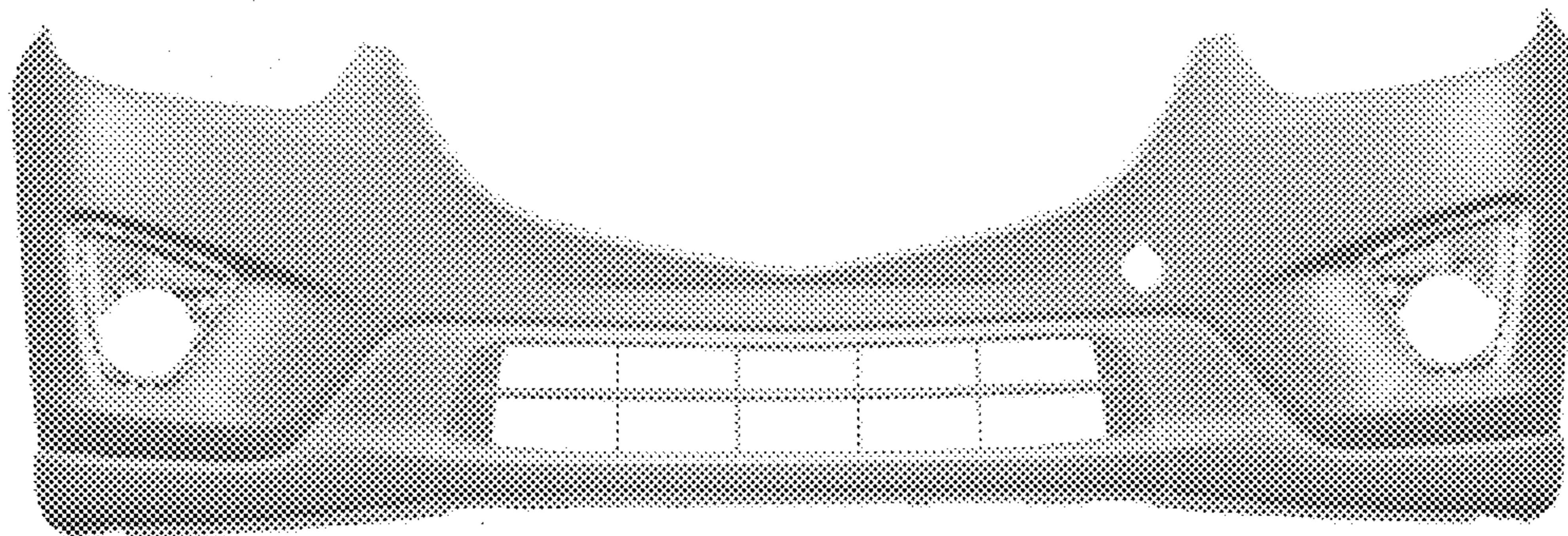


FIG. 2

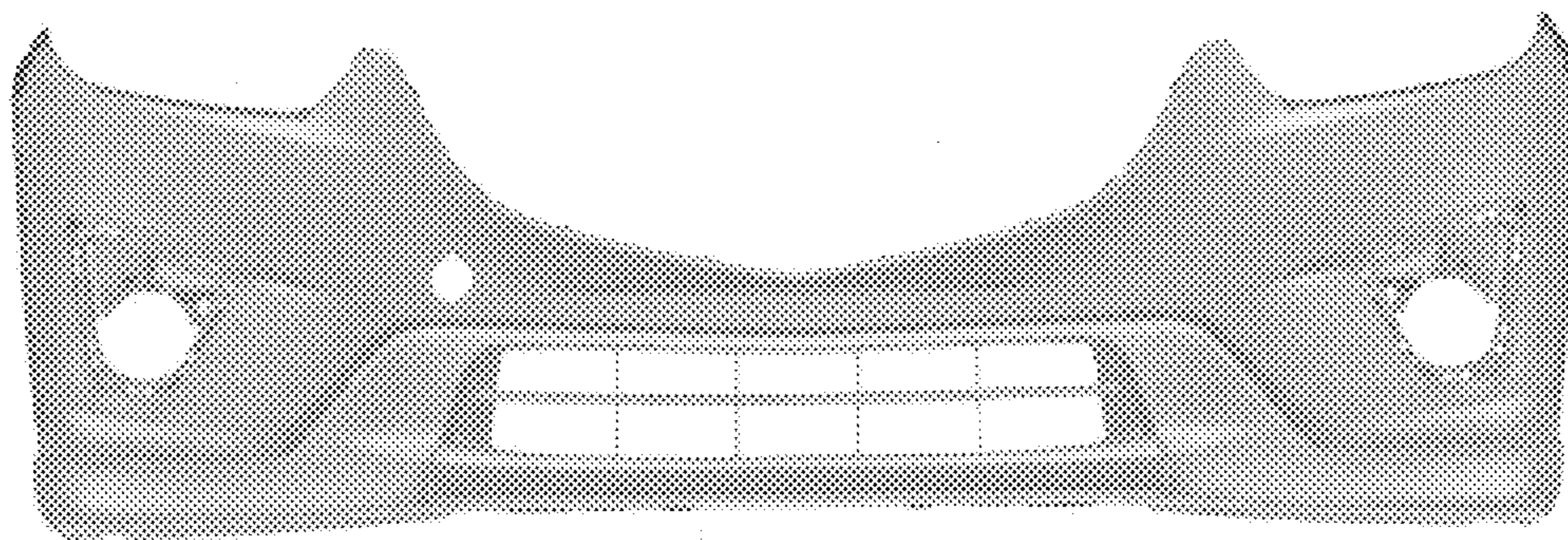


FIG. 3

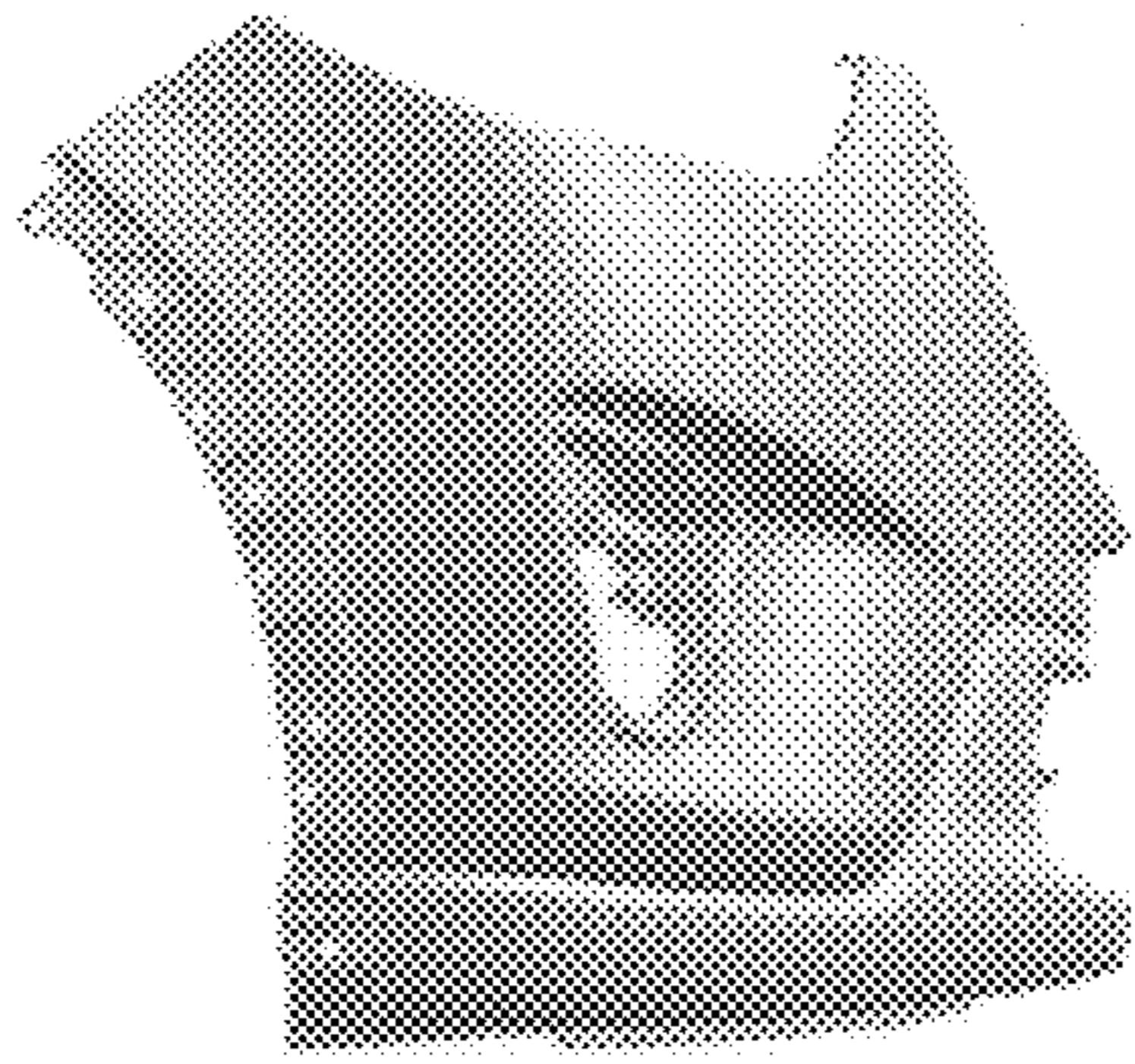


FIG. 4




FIG. 5



FIG. 6




FIG. 7