



US00D668556S

(12) **United States Design Patent**
Scott

(10) **Patent No.:** **US D668,556 S**

(45) **Date of Patent:** **** Oct. 9, 2012**

(54) **WRISTWATCH**

(75) Inventor: **Jeremy Scott**, Los Angeles, CA (US)

(73) Assignee: **Swatch AG (Swatch SA) (Swatch Ltd)**,
Biel/Bienne (CH)

(**) Term: **14 Years**

(21) Appl. No.: **29/406,777**

(22) Filed: **Nov. 18, 2011**

(30) **Foreign Application Priority Data**

May 23, 2011 (WO) DM/076 123

(51) **LOC (9) Cl.** **10-02**

(52) **U.S. Cl.** **D10/32; D10/33**

(58) **Field of Classification Search** D10/30-39,
D10/123-126; 368/276, 281, 282, 80, 228,
368/232, 223

See application file for complete search history.

(56) **References Cited**

U.S. PATENT DOCUMENTS

2,801,779	A *	8/1957	Jenkins	224/165
D311,693	S *	10/1990	Woomer	D10/39
D317,873	S *	7/1991	Woomer	D10/39
D322,227	S *	12/1991	Warhol	D10/32
D356,270	S *	3/1995	Kaneko	D10/32
D413,530	S *	9/1999	Flury et al.	D10/32
6,322,245	B1 *	11/2001	Cooper	368/276
D476,905	S *	7/2003	El Kadiri	D10/30
D476,906	S *	7/2003	Nussbaum	D10/30
D477,235	S *	7/2003	El Kadiri	D10/30
6,605,791	B2 *	8/2003	Grupp	200/512
6,714,485	B2 *	3/2004	Albisetti et al.	368/27

D496,295	S *	9/2004	Spann et al.	D10/123
6,809,993	B1 *	10/2004	Muller et al.	368/242
6,874,931	B2 *	4/2005	Noirjean et al.	368/282
D537,740	S *	3/2007	Grosjean	D10/38
D561,049	S *	2/2008	Figueiredo	D10/38
D588,472	S *	3/2009	Messmer et al.	D10/32
D631,373	S *	1/2011	Mikkelsen	D10/32
D645,373	S *	9/2011	Car	D10/125
D649,072	S *	11/2011	Scott	D10/32
D650,705	S *	12/2011	Blank	D10/32

OTHER PUBLICATIONS

Swatch watch "Wave Rebel" GJ 107, 1992, retrieved from the internet Mar. 14, 2012, <URL:www.swatchandbeyond.com>.*

Swatch Catalog, Fall-Winter Collection 1999, p. 26, "Guideline to the Moon" watch GK 414.*

* cited by examiner

Primary Examiner — Lucy Lieberman

(74) *Attorney, Agent, or Firm* — Collen IP; Donald J. Ranft

(57) **CLAIM**

The ornamental design for a wristwatch, as shown and described.

DESCRIPTION

FIG. 1 is a front perspective view of a wristwatch showing my new design;

FIG. 2 is a right side view thereof;

FIG. 3 is a left side view thereof;

FIG. 4 is a bottom view thereof;

FIG. 5 is a top view thereof;

FIG. 6 is a front view thereof; and,

FIG. 7 is a rear view thereof.

The portions of the wristwatch shown in broken lines form no part of the claimed design.

1 Claim, 3 Drawing Sheets



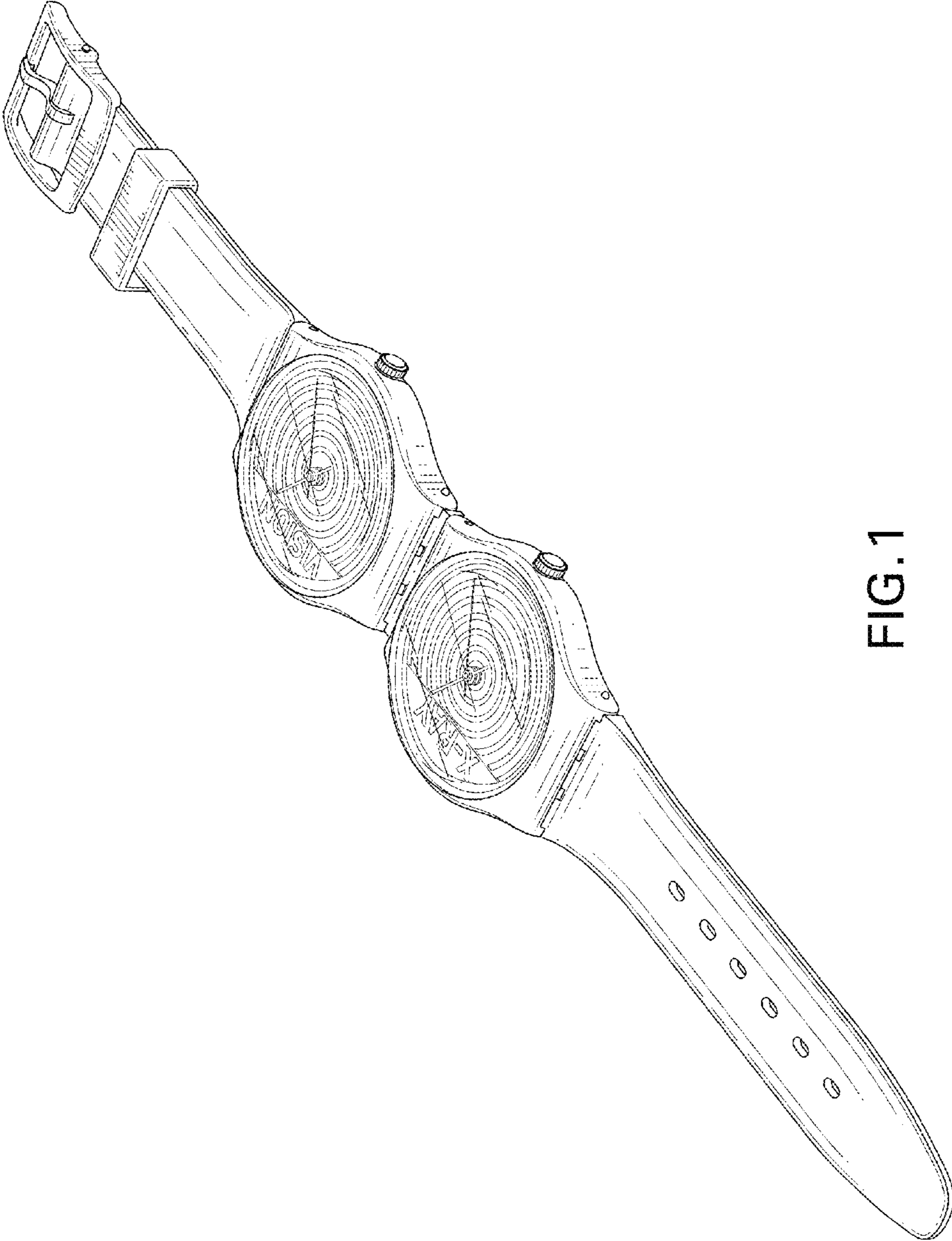


FIG. 1

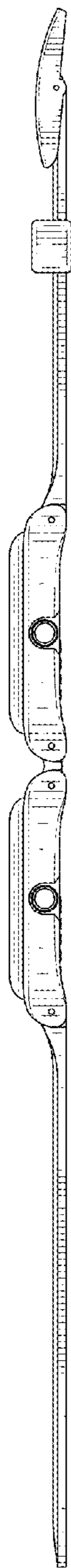


FIG. 2

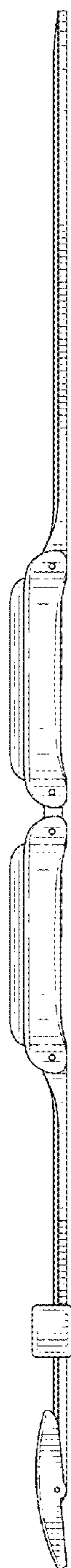


FIG. 3

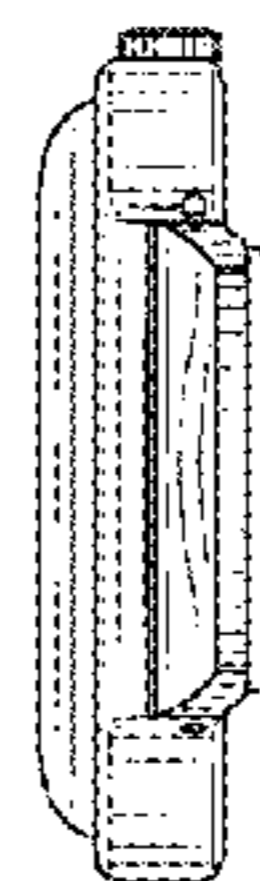


FIG. 4



FIG. 5

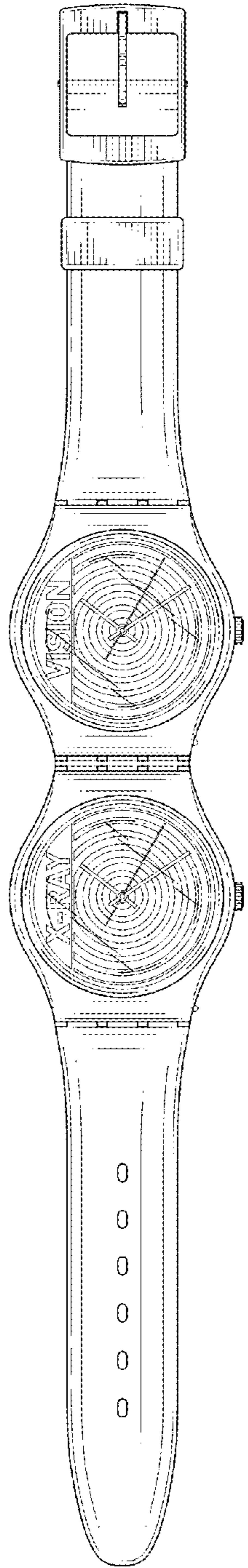


FIG. 6

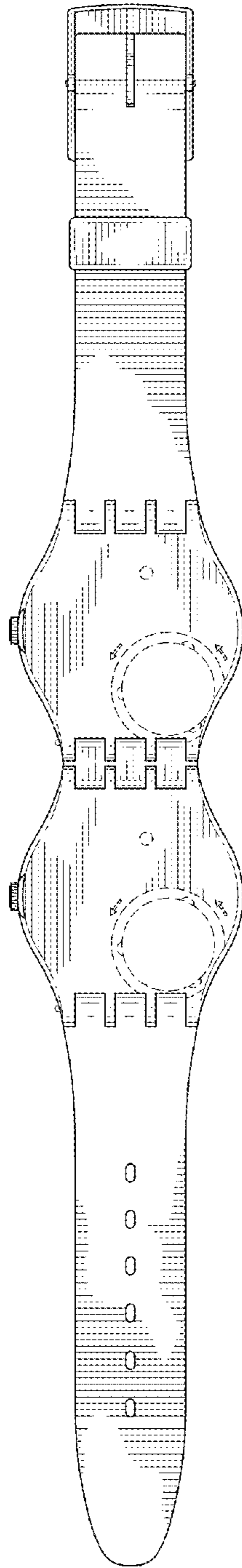


FIG. 7