



US00D668528S

(12) **United States Design Patent**  
**Chung**

(10) **Patent No.:** **US D668,528 S**

(45) **Date of Patent:** **\*\* Oct. 9, 2012**

(54) **RING FOR MOBILE COMMUNICATION  
TERMINAL**

(75) Inventor: **In-Sik Chung**, Seoul (KR)

(73) Assignee: **Samsung Electronics Co., Ltd**,  
Suwon-Si (KR)

(\*\*) Term: **14 Years**

(21) Appl. No.: **29/417,747**

(22) Filed: **Apr. 9, 2012**

(30) **Foreign Application Priority Data**

Jan. 3, 2012 (KR) ..... 30-2012-0000216

(51) **LOC (9) Cl.** ..... **08-05**

(52) **U.S. Cl.** ..... **D8/356**

(58) **Field of Classification Search** ..... D8/367,  
D8/371, 373, 354-356, 349; D6/323; 248/215,  
248/301, 339, 349.1; 160/349.1, 349.2; 24/265 H,  
24/265 R, 599.1, 599.8, 113 R, 573.5; 294/82.18;  
29/525.1, 45.3; D3/24; 223/106  
See application file for complete search history.

(56) **References Cited**

**U.S. PATENT DOCUMENTS**

228,371 A \* 6/1880 McAllister ..... 70/27  
4,095,316 A \* 6/1978 Gabriel ..... 24/599.1  
D433,312 S \* 11/2000 Luquire ..... D8/333

D527,988 S \* 9/2006 Shetler ..... D8/356  
7,353,571 B2 \* 4/2008 Goldberg ..... 24/599.6  
D642,449 S \* 8/2011 Blaney ..... D8/356  
D655,999 S \* 3/2012 Kelleghan ..... D8/356  
2003/0106190 A1 \* 6/2003 Christianson ..... 24/600.1  
2008/0209700 A1 \* 9/2008 Goldberg ..... 24/599.6

\* cited by examiner

*Primary Examiner* — Cynthia Underwood

(74) *Attorney, Agent, or Firm* — Jefferson IP Law, LLP

(57) **CLAIM**

The ornamental design for ring for mobile communication terminal, as shown and described.

**DESCRIPTION**

FIG. 1 is a perspective view of ring for mobile communication terminal, showing a new design;  
FIG. 2 is a front elevational view thereof;  
FIG. 3 is a rear elevational view thereof;  
FIG. 4 is a left side elevational view thereof;  
FIG. 5 is a right side elevational view thereof;  
FIG. 6 is a top plan view thereof; and  
FIG. 7 is a bottom plan view thereof; and  
FIG. 8 is a perspective view thereof showing the ring for mobile communication terminal in an environment in which it may be used.

The broken lines shown in FIG. 8 are included for the purpose of illustrating environmental elements only and form no part of the claimed design.

**1 Claim, 8 Drawing Sheets**

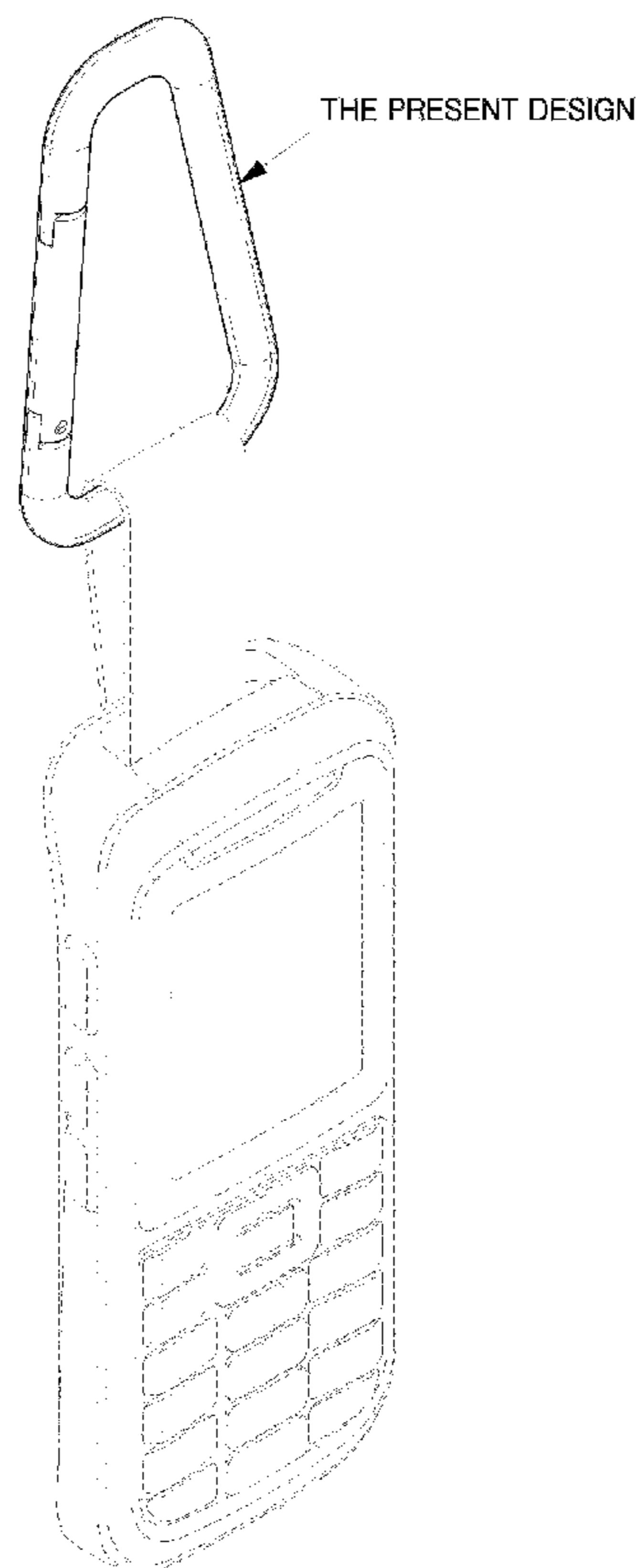


FIG. 1

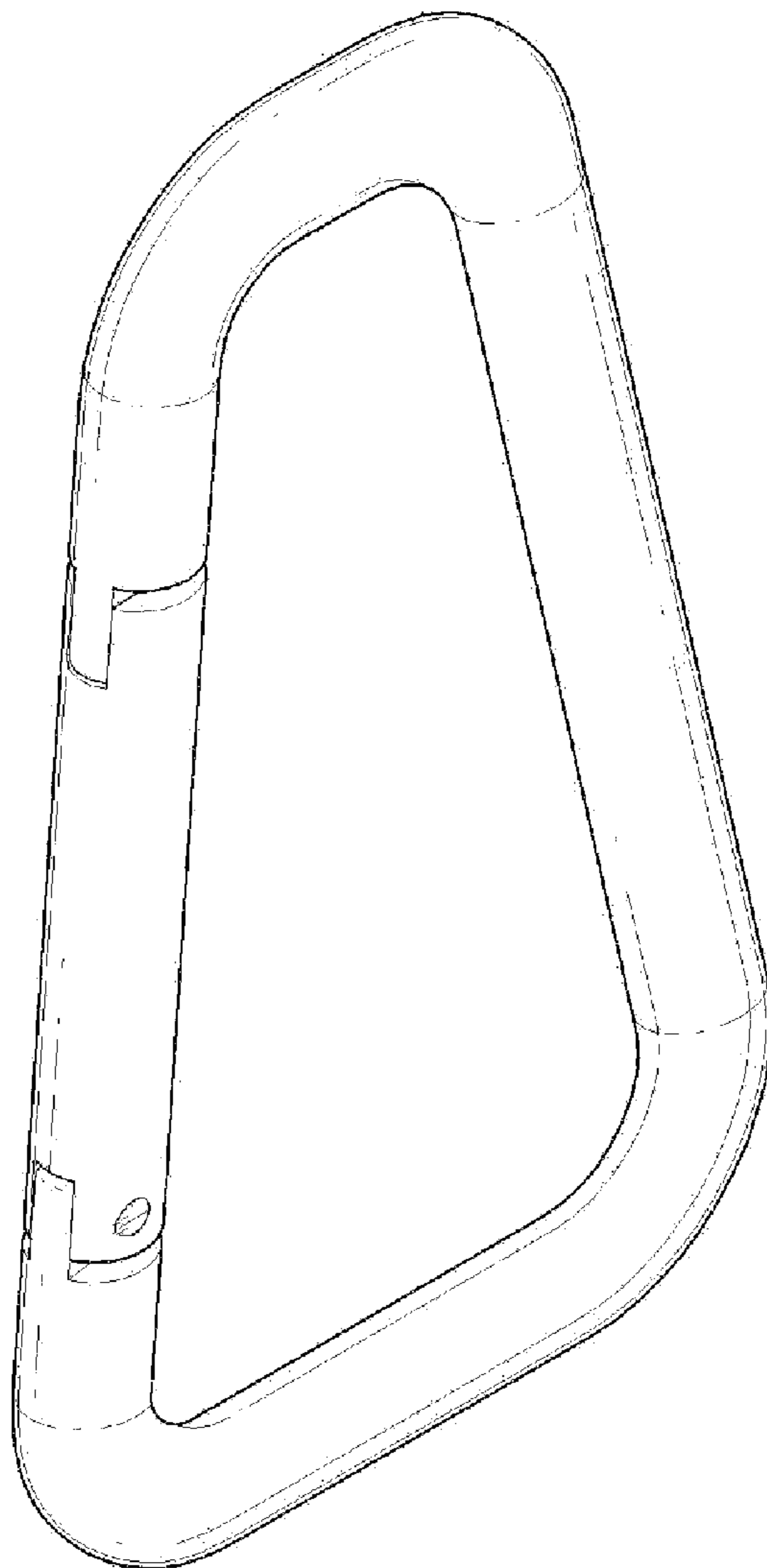


FIG.2

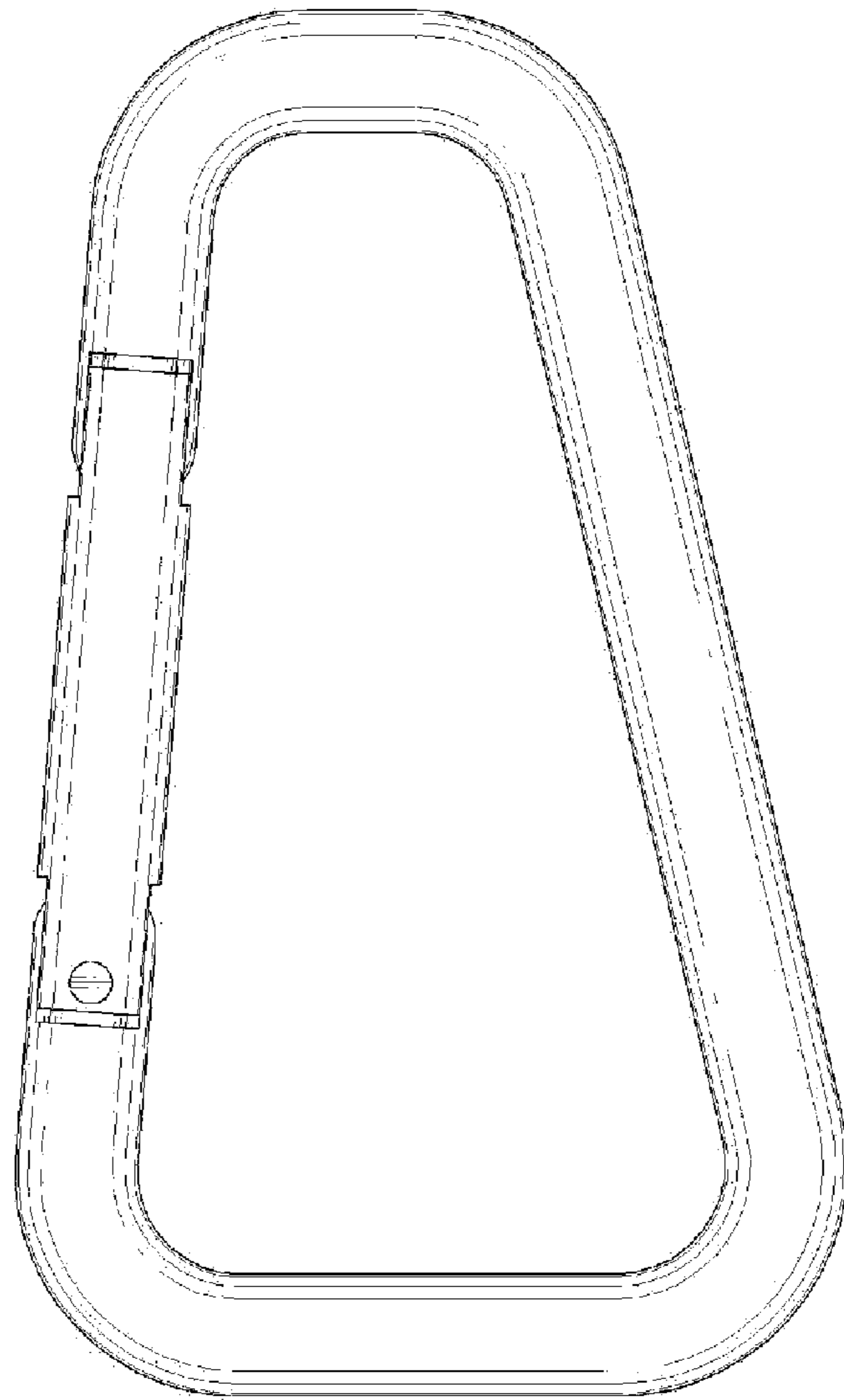


FIG. 3

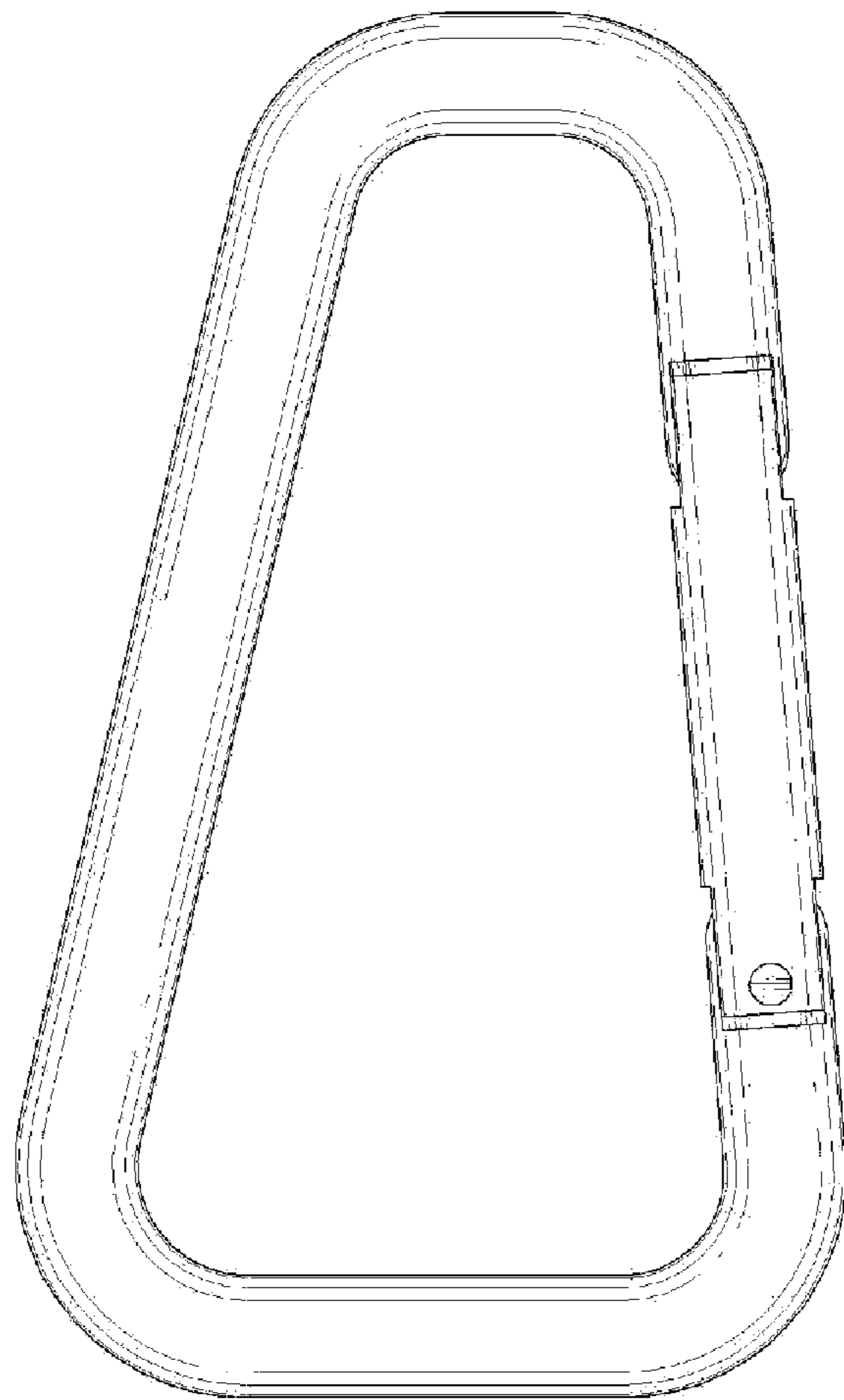


FIG. 4

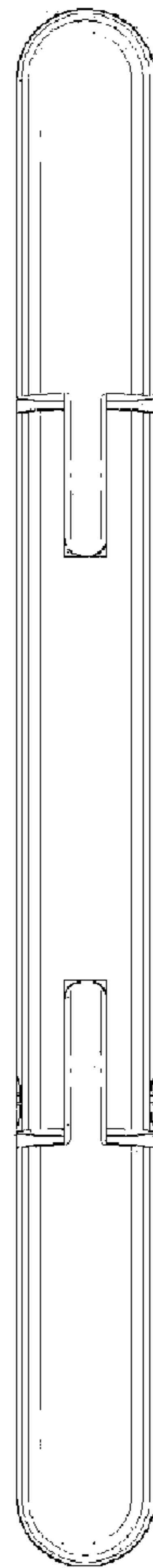


FIG. 5

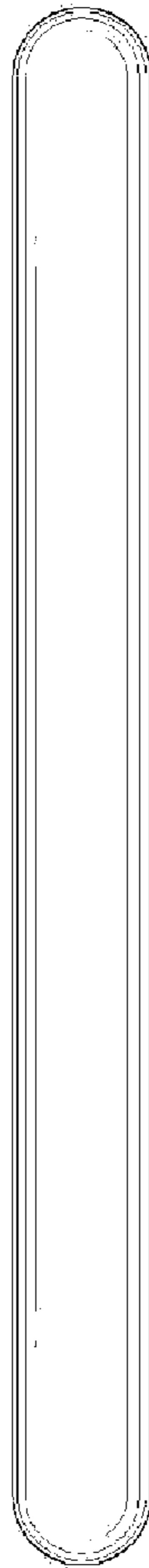


FIG. 6

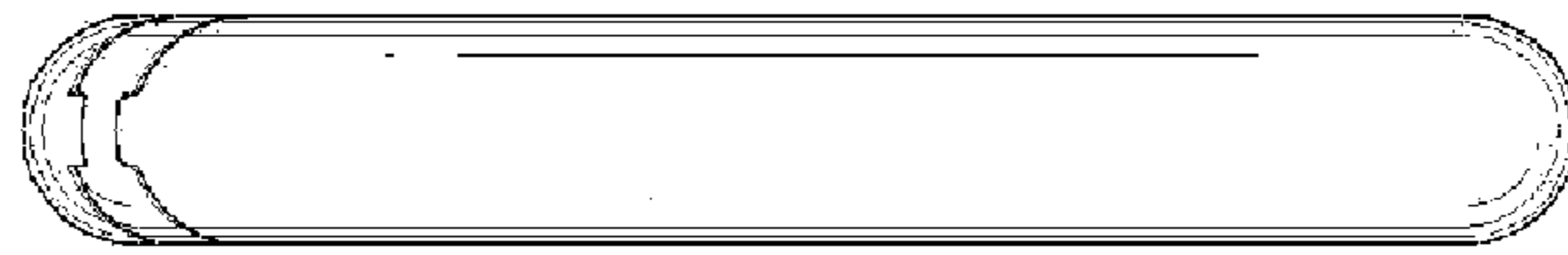


FIG. 7

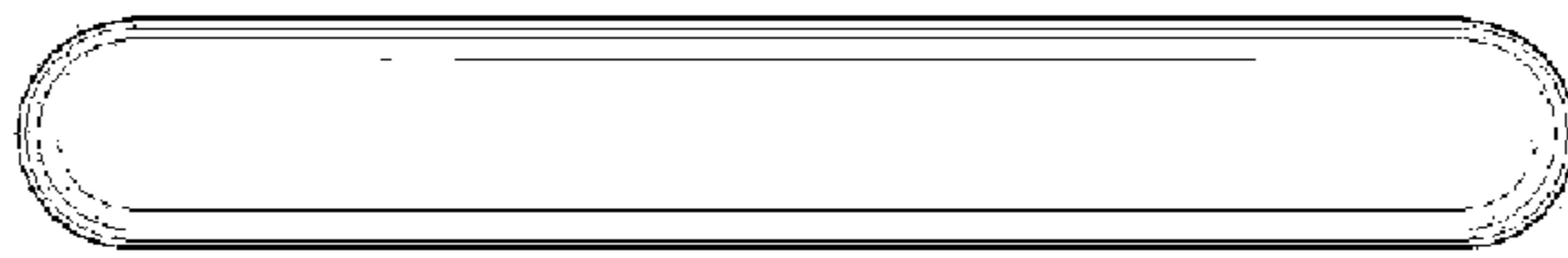




FIG. 8

