



US00D668526S

(12) **United States Design Patent**  
**Huang**

(10) **Patent No.:** **US D668,526 S**  
(45) **Date of Patent:** **\*\* Oct. 9, 2012**

(54) **UTILITY KNIFE**

(76) Inventor: **Yin Han Huang**, Taichung (TW)

(\*\*) Term: **14 Years**

(21) Appl. No.: **29/412,797**

(22) Filed: **Feb. 7, 2012**

(51) **LOC (9) Cl.** ..... **08-03**

(52) **U.S. Cl.** ..... **D8/99**

(58) **Field of Classification Search** ..... D8/95-99,  
D8/105, 107; D22/118; 30/154-162, 329-331,  
30/339

See application file for complete search history.

(56) **References Cited**

**U.S. PATENT DOCUMENTS**

3,107,426	A *	10/1963	Robinson, Jr.	30/162
3,888,002	A *	6/1975	Graham	30/162
D249,325	S *	9/1978	Rollband	D8/99
4,897,922	A *	2/1990	Brooker	30/161
D352,881	S *	11/1994	Schmidt	D8/107
D371,288	S *	7/1996	Thompson	D8/99
D377,744	S *	2/1997	Hasegawa	D8/99
D378,982	S *	4/1997	Thompson	D8/99
5,689,890	A *	11/1997	Glesser	30/340
D399,621	S *	10/1998	Henke	D32/49
5,983,506	A *	11/1999	Glesser	30/340
D429,987	S *	8/2000	Hung	D8/105
D442,054	S *	5/2001	Okada et al.	D8/99
D464,246	S *	10/2002	Sloan	D8/99

D473,917	S *	4/2003	Carter, III	D22/118
D478,493	S *	8/2003	Martone et al.	D8/99
7,086,157	B2 *	8/2006	Vallotton	30/159
D637,883	S *	5/2011	Yu Chen	D8/98

**OTHER PUBLICATIONS**

Hyde Heavy Duty Fixed Blade Utility Knife. Downloaded at <http://www.hydetools.com/catalog/tool/heavy-duty-fixed-blade-utility-knife> on Jun. 9, 2012.\*

\* cited by examiner

*Primary Examiner* — Philip S Hyder  
*Assistant Examiner* — Roselynn Cody

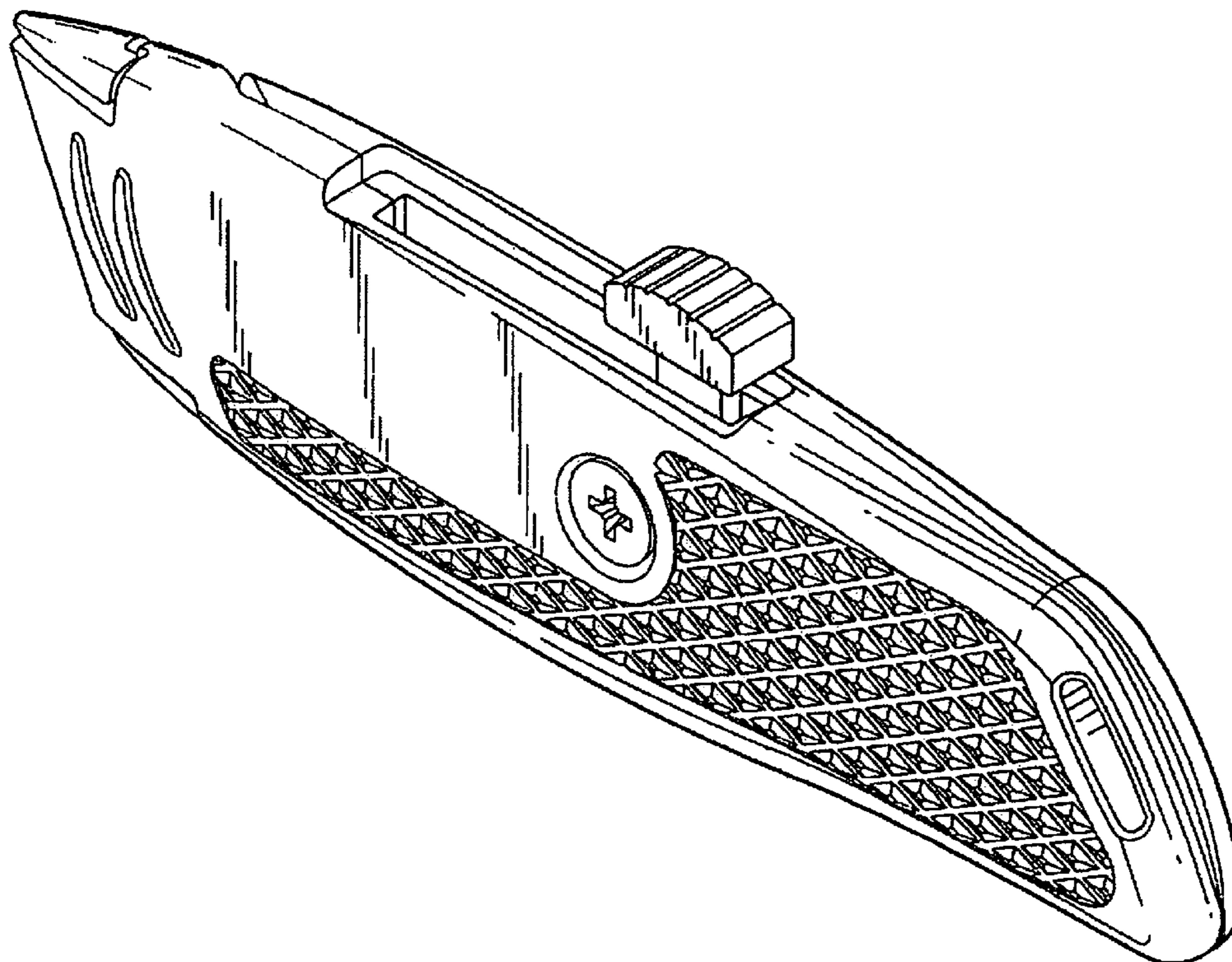
(57) **CLAIM**

The ornamental design for a utility knife, as shown and described.

**DESCRIPTION**

FIG. 1 is a perspective view of a utility knife showing my new design;  
FIG. 2 is a front view thereof;  
FIG. 3 is a rear view thereof;  
FIG. 4 is a left side view thereof;  
FIG. 5 is a right side view thereof;  
FIG. 6 is a top plan view thereof; and,  
FIG. 7 is a bottom plan view thereof.

**1 Claim, 5 Drawing Sheets**



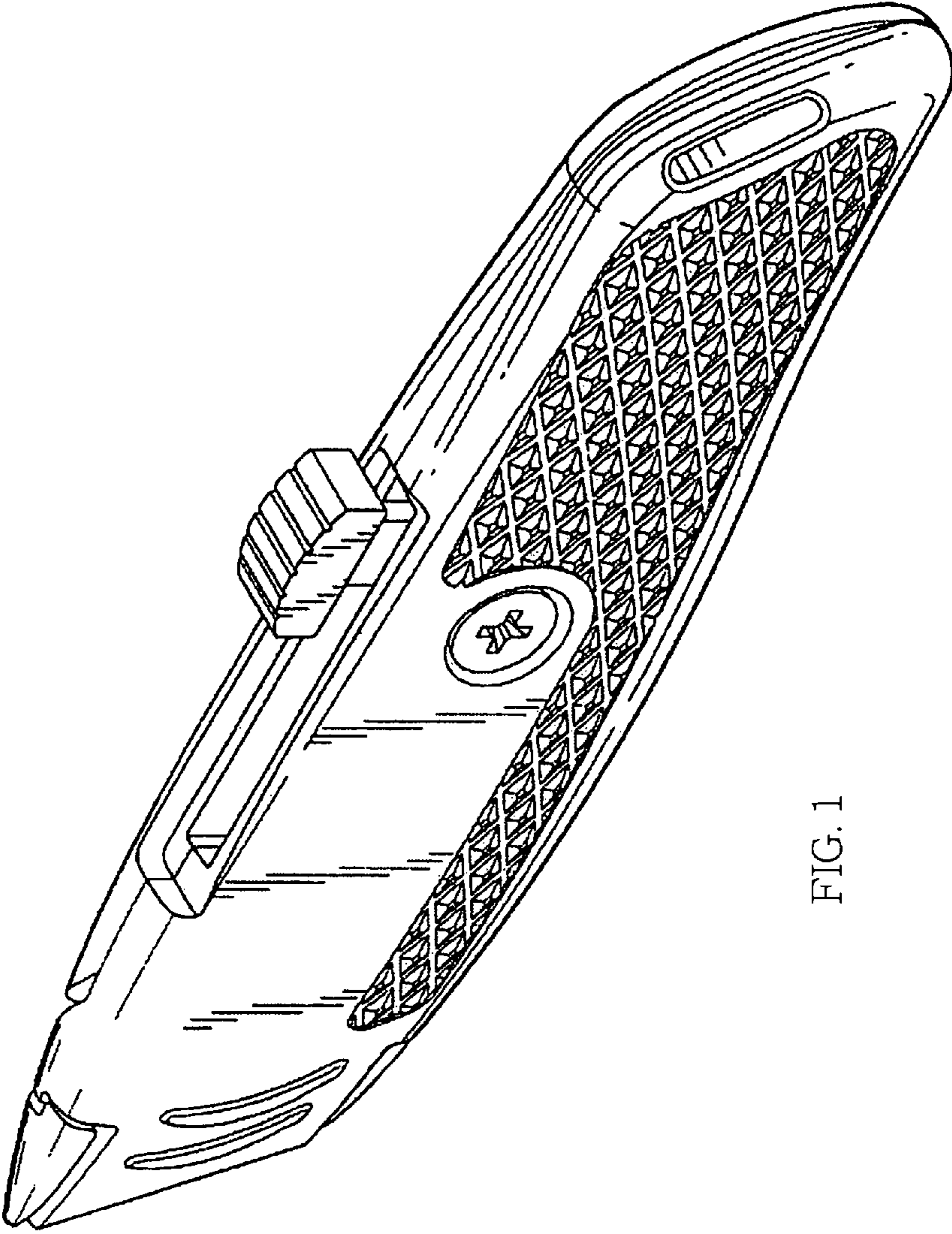


FIG. 1

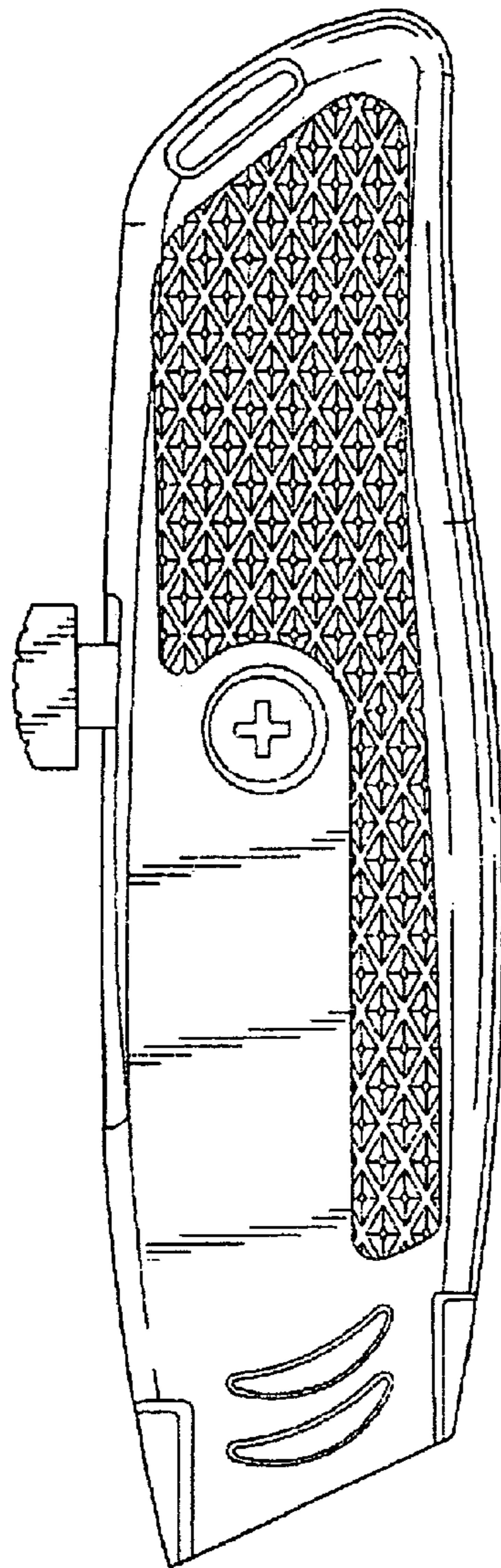


FIG. 2

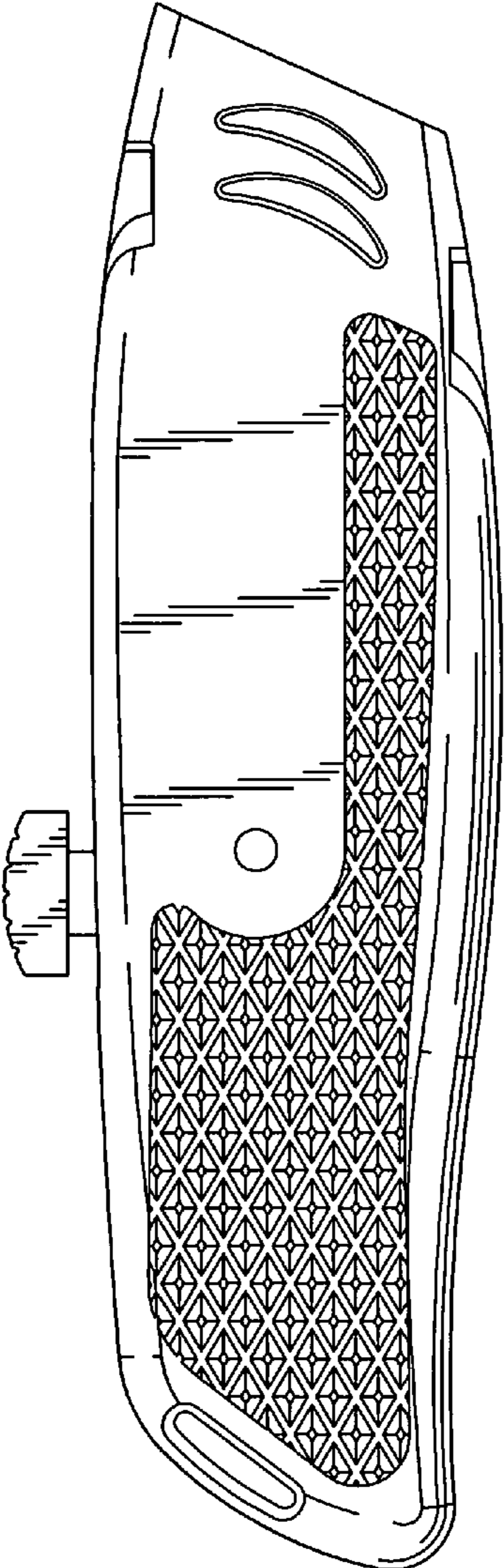


FIG. 3

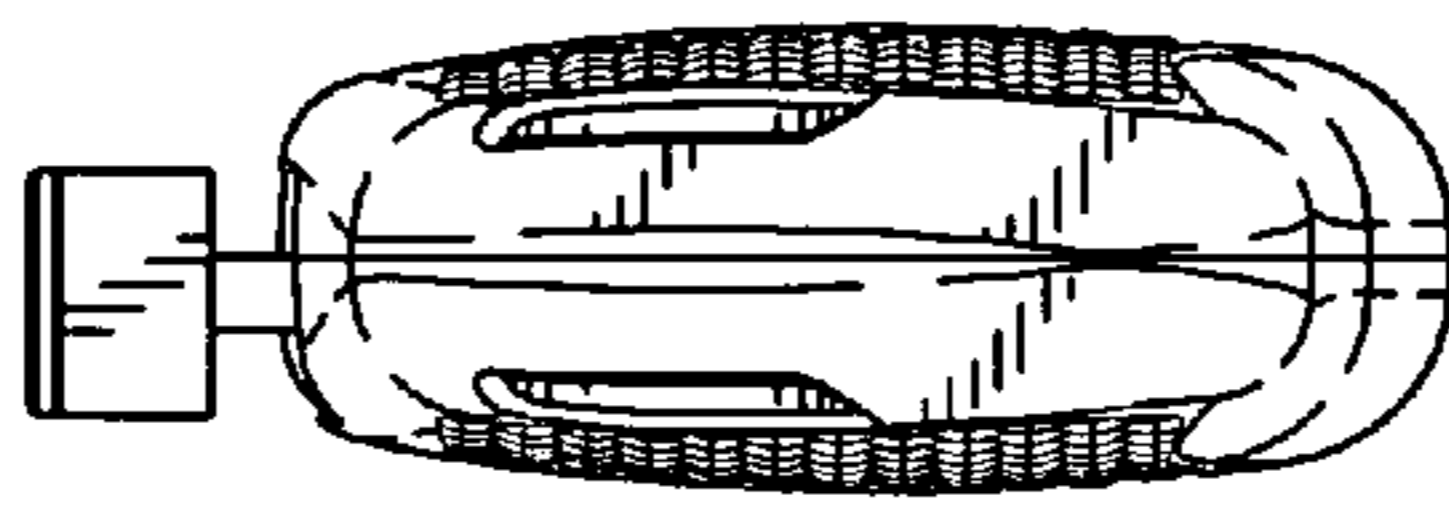


FIG. 5

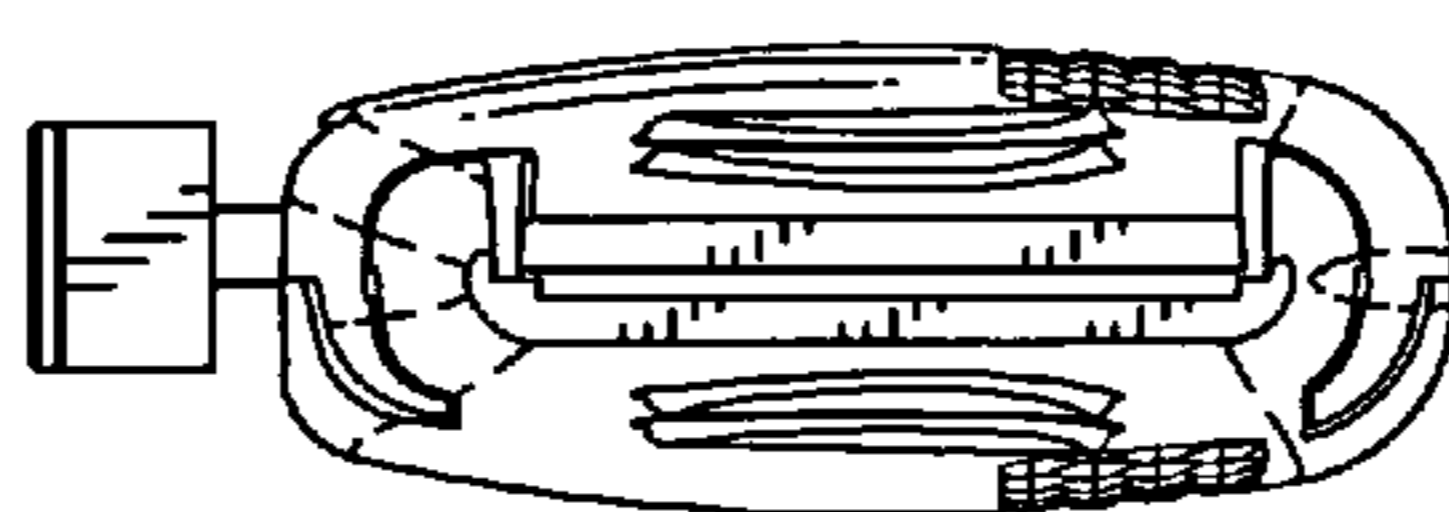


FIG. 4

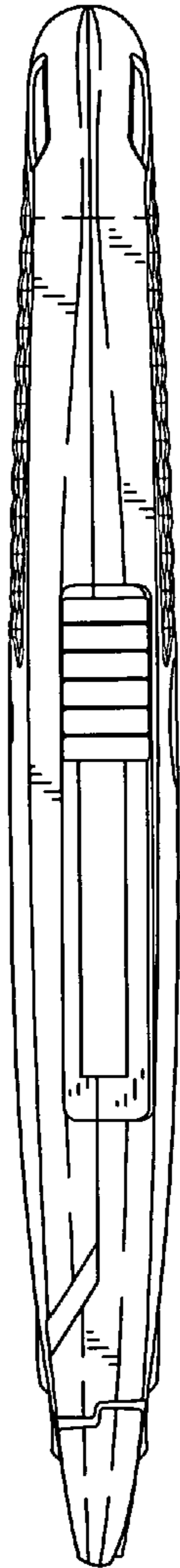


FIG. 6

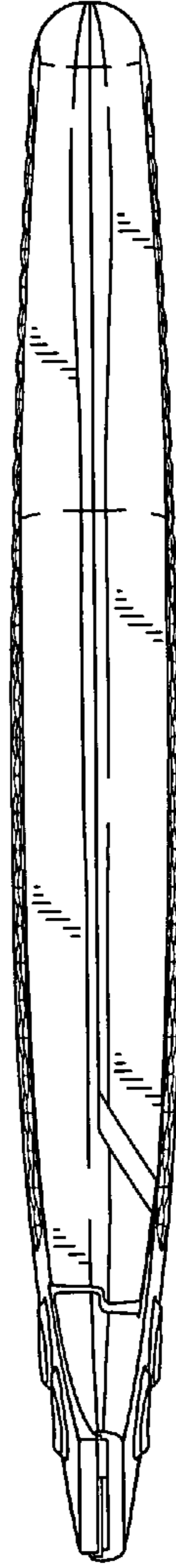


FIG. 7