



US00D668508S

(12) **United States Design Patent**
Zox

(10) **Patent No.:** **US D668,508 S**

(45) **Date of Patent:** **** Oct. 9, 2012**

(54) **DISH PLATE**

(76) Inventor: **John Zox**, Philadelphia, PA (US)

(**) Term: **14 Years**

(21) Appl. No.: **29/419,624**

(22) Filed: **Apr. 30, 2012**

(51) **LOC (9) Cl.** **07-01**

(52) **U.S. Cl.** **D7/552.1**

(58) **Field of Classification Search** D7/505,
D7/543-544, 550.1, 552.1, 553.1-553.8,
D7/554.2, 566, 587, 698; 220/574-575,
220/23.83; 229/407, 932; 294/159

See application file for complete search history.

(56) **References Cited**

U.S. PATENT DOCUMENTS

757,645	A *	4/1904	Bassett	224/604
1,272,996	A *	7/1918	Poschadel	220/575
D135,524	S *	4/1943	Johnstone	D7/550.1
2,427,697	A	9/1947	Weidler		
D154,671	S *	8/1949	Foley	D7/566
2,582,183	A	1/1952	Weidler		
3,401,858	A	9/1968	White et al.		
3,955,672	A *	5/1976	Brundage	206/562
D270,324	S	8/1983	French		
4,607,758	A	8/1986	Stevens		
4,744,597	A	5/1988	Bauman et al.		
D307,529	S	5/1990	Baetens		
4,966,297	A	10/1990	Doty		
5,060,820	A	10/1991	Boerner		
5,119,967	A	6/1992	Ercolani		
5,294,000	A	3/1994	Yanuzzi		
5,346,070	A	9/1994	McSpadden		
D352,367	S *	11/1994	Gryzlak	D30/123
D359,885	S	7/1995	Yanuzzi		
5,542,577	A	8/1996	Friedrich		
5,551,593	A *	9/1996	Wiens	220/575

5,662,240	A *	9/1997	Norris	220/574
D388,661	S	1/1998	Vignau et al.		
D402,509	S *	12/1998	Indekeu	D7/566
5,947,011	A	9/1999	Xu		
D415,930	S *	11/1999	Schmidt	D7/553.1
6,021,914	A *	2/2000	Schmidt	220/574
D430,458	S *	9/2000	Kellermann	D7/566
D455,050	S *	4/2002	Tyler et al.	D7/549
D472,768	S *	4/2003	Wellner	D7/566

(Continued)

OTHER PUBLICATIONS

Wavetrends Clear Plastic Cocktail Plate with Stemware Hole, available at www.webstaurantstore.com/wavetrends-clear-plastic-cocktail-plate-with-stemware-hole-6-x-9-1-2-120-cs/3461409CL.html. Dated Jul. 7, 2011.

Primary Examiner — Kelley Donnelly

(74) *Attorney, Agent, or Firm* — David E. Eramian; Edward J. Baba; Bozicevic, Field & Francis LLP

(57) **CLAIM**

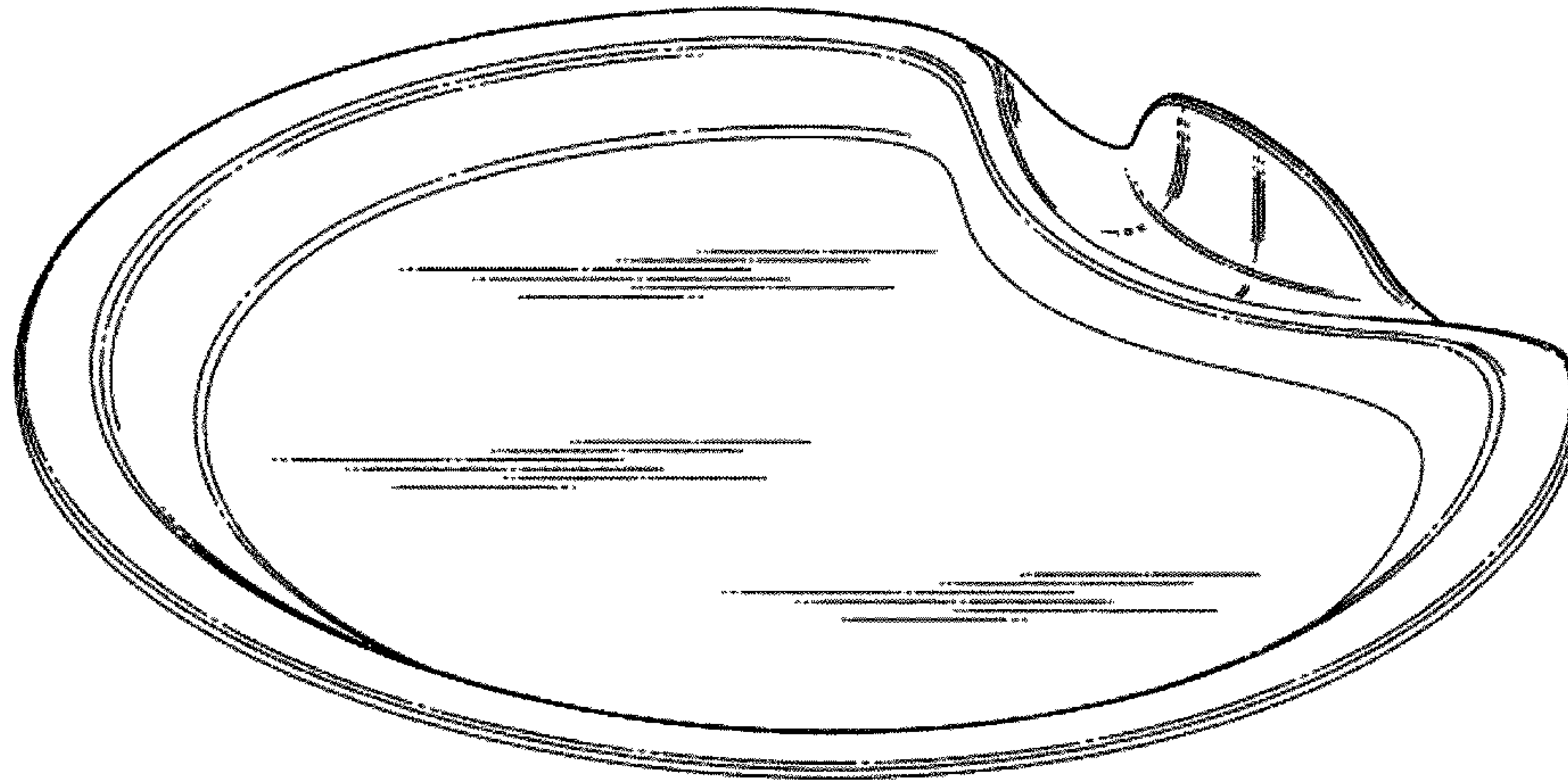
The ornamental design for a dish plate, as shown and described.

DESCRIPTION

FIG. 1 is a perspective view of the dish plate of the present invention, showing the new design; FIG. 2 is a top view of the dish plate of FIG. 1; FIG. 3 is a side view of the dish plate of FIG. 1; FIG. 4 is a bottom view of the dish plate of FIG. 1; and, FIG. 5 is a bottom perspective view of the dish plate of FIG. 1.

The broken line showing is included for the purpose of illustrating environment of the article and forms no part of the claimed design.

1 Claim, 5 Drawing Sheets



US D668,508 S

Page 2

U.S. PATENT DOCUMENTS

D473,757	S *	4/2003	Schwartz	D7/553.8	D595,093	S *	6/2009	McComas	D7/546
6,609,325	B2	8/2003	Harris			7,543,869	B2 *	6/2009	Davis et al.	294/146
6,609,625	B1	8/2003	Gibbar			D626,788	S *	11/2010	Clark	D7/549
6,691,890	B1	2/2004	Persson			D650,237	S *	12/2011	McComas	D7/553.8
6,702,141	B1 *	3/2004	Cinque	220/575	D653,085	S *	1/2012	Swallow	D7/566
7,000,799	B1	2/2006	Hamre			8,136,667	B2 *	3/2012	Raynor	206/563
D537,679	S *	3/2007	Majka	D7/566	2004/0099670	A1 *	5/2004	Michaeli	220/574
D559,615	S *	1/2008	Laib et al.	D7/387	2005/0161453	A1 *	7/2005	Corrieri	220/23.8
D588,879	S *	3/2009	Brett	D7/698	2006/0266748	A1	11/2006	Crawford		
D594,281	S *	6/2009	Luft	D7/553.8	2009/0152157	A1 *	6/2009	Schaaper et al.	206/557
D594,705	S *	6/2009	McComas	D7/546	2012/0000915	A1	1/2012	Swallow		

* cited by examiner

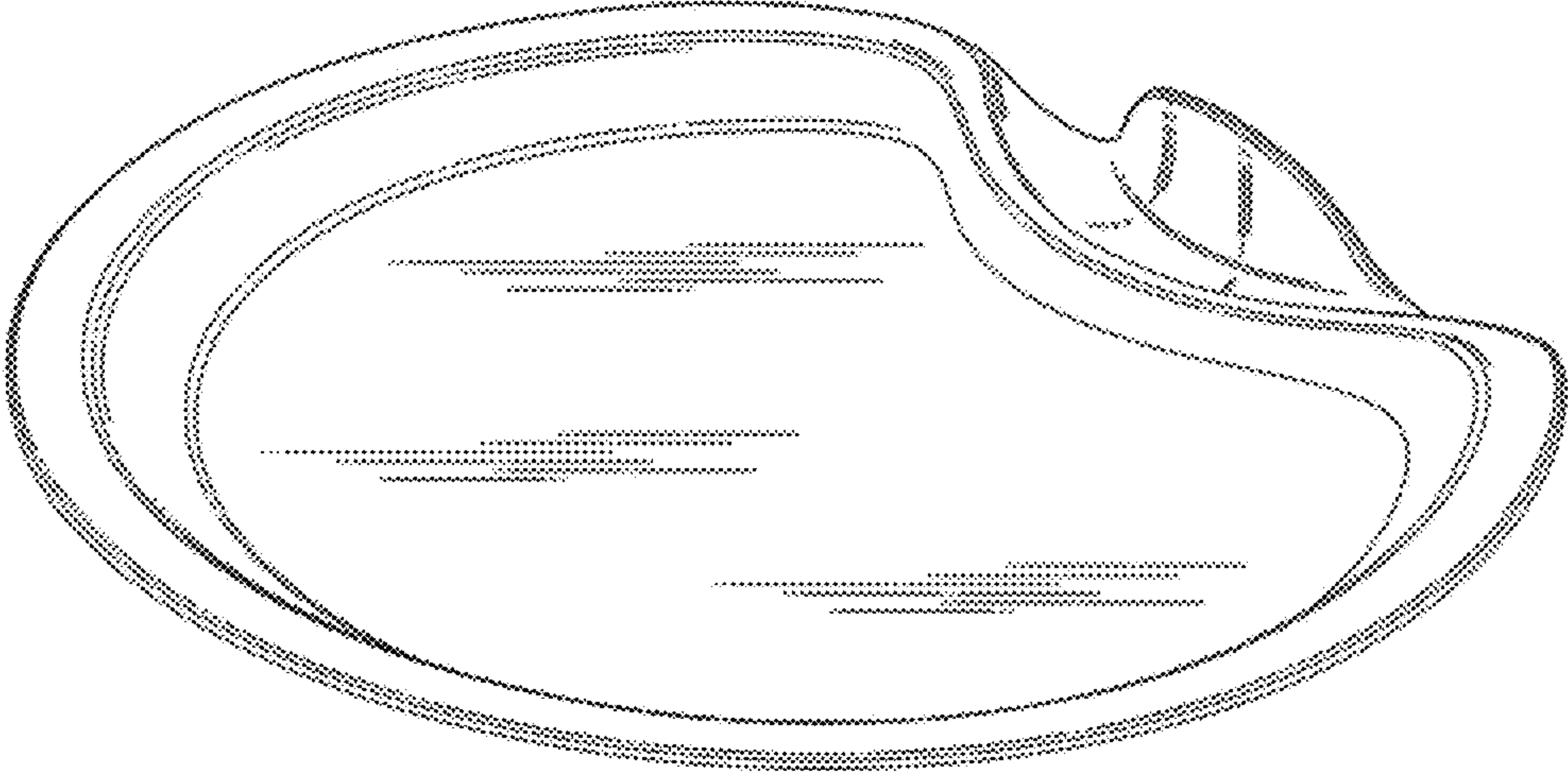


FIG. 1

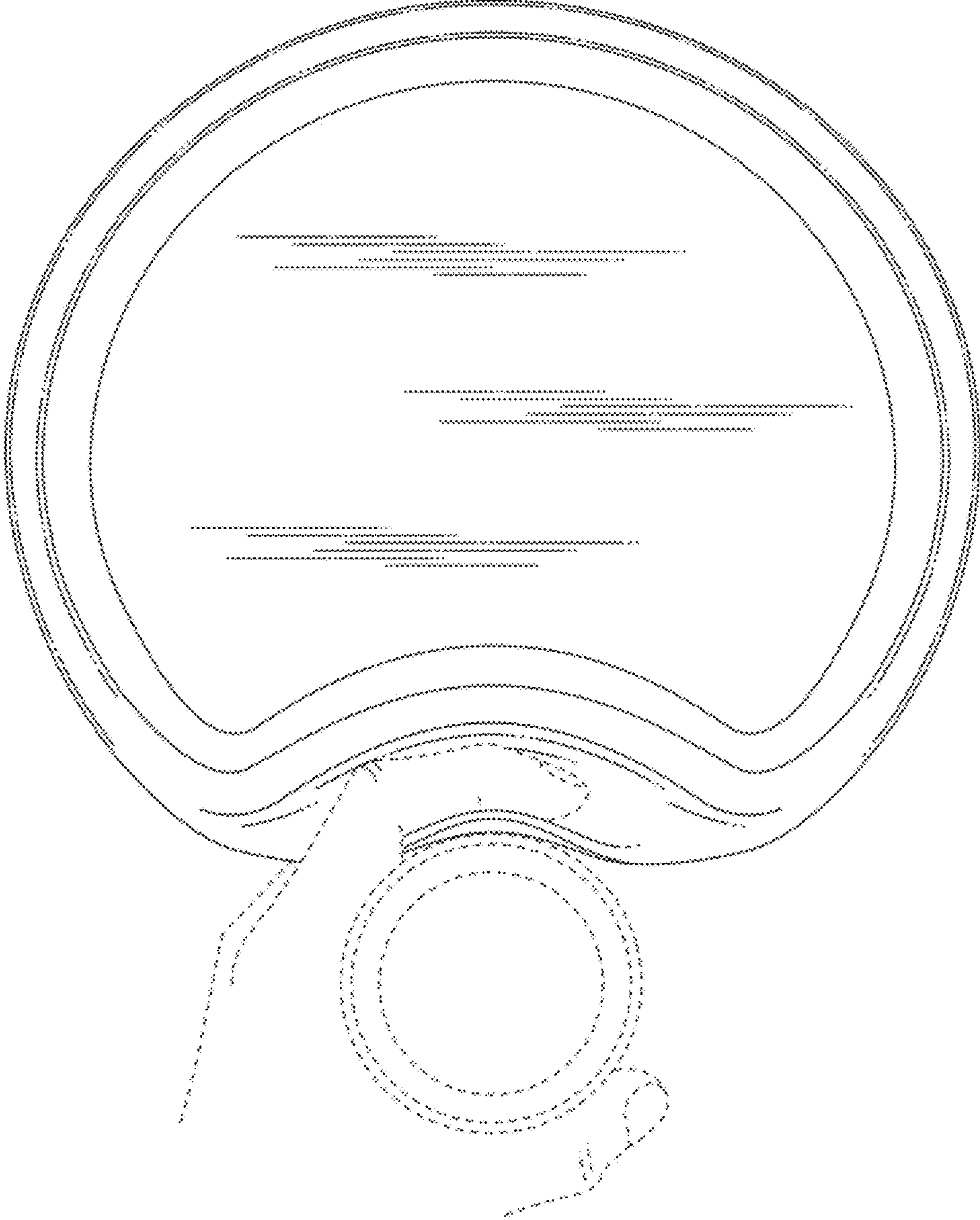


FIG. 2

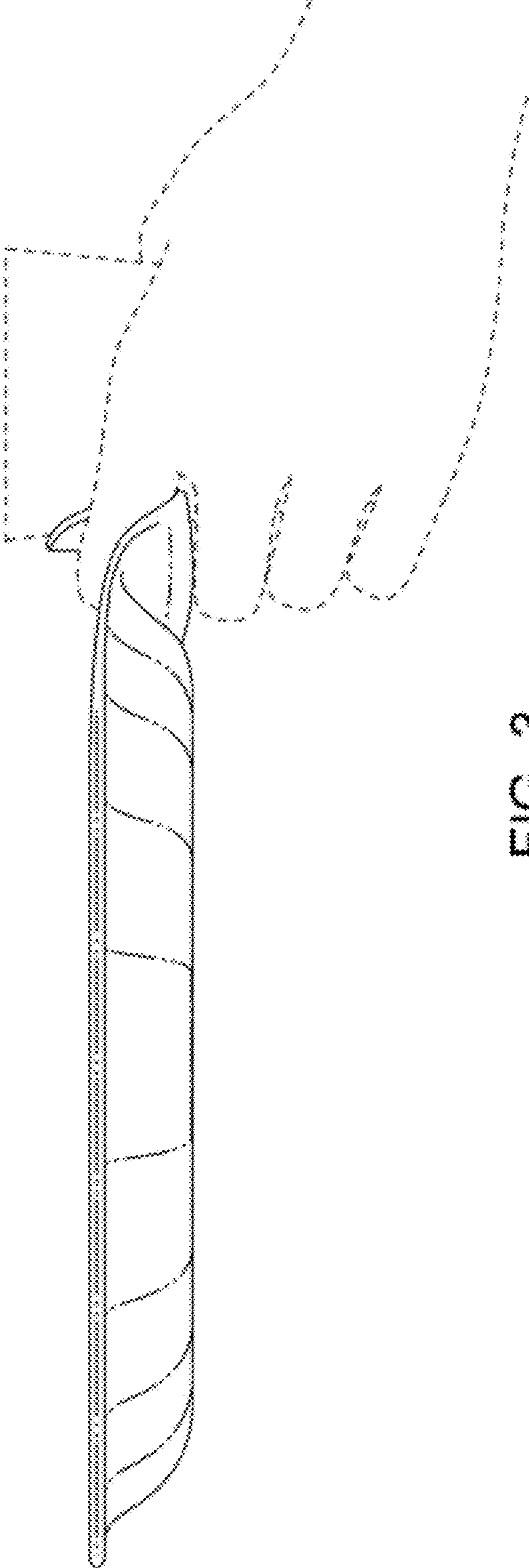


FIG. 3

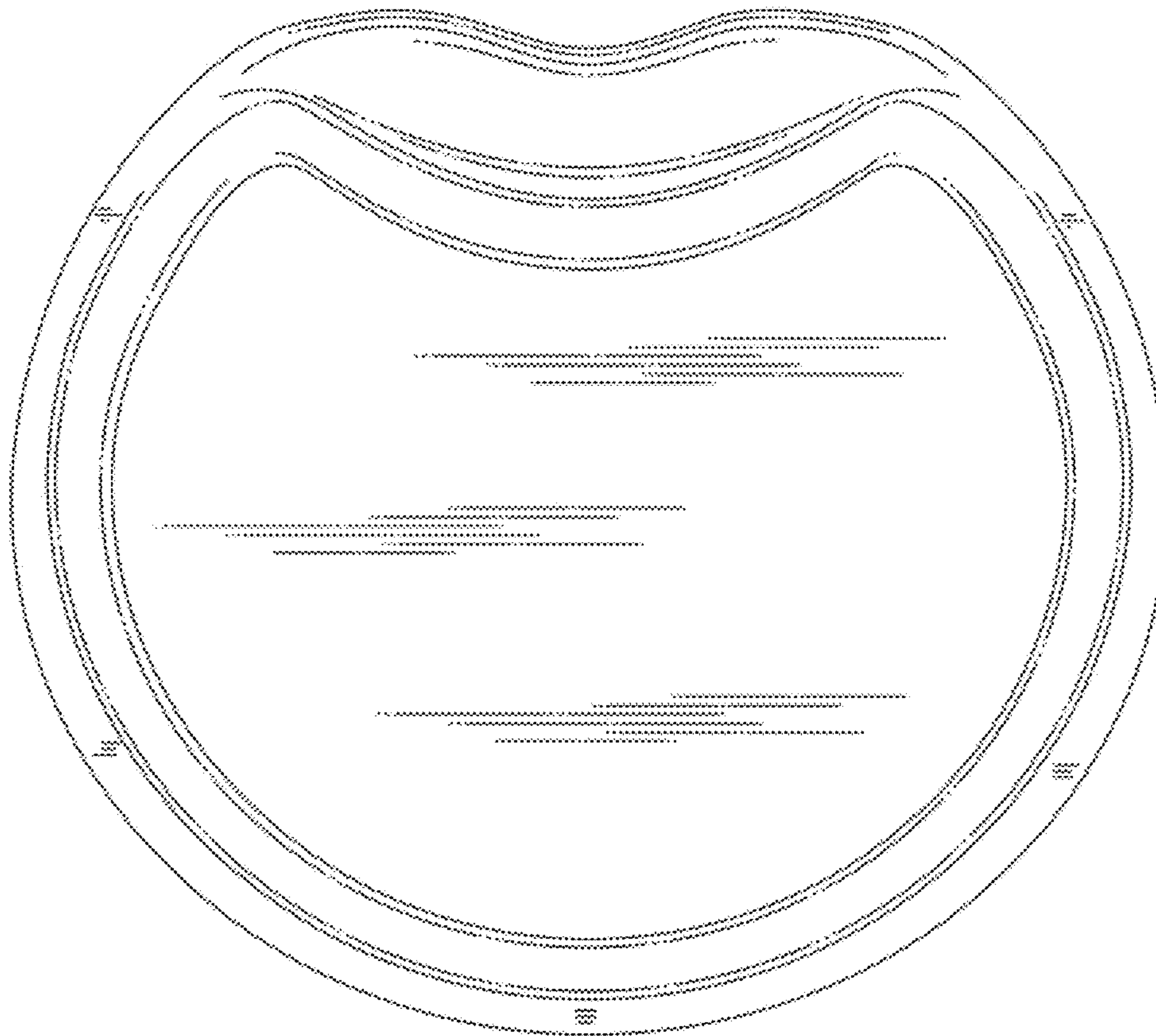


FIG. 4

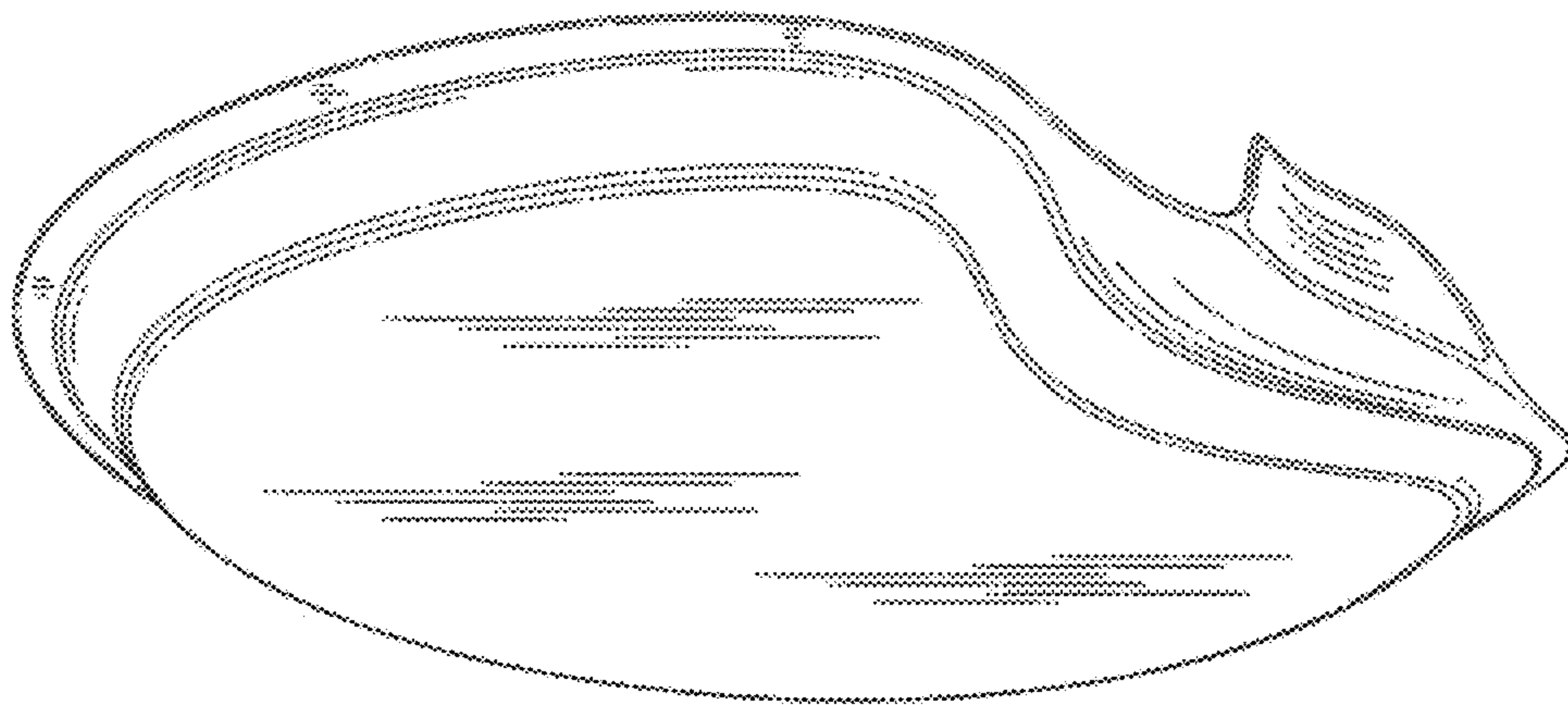


FIG. 5