



US00D668499S

(12) **United States Design Patent**  
**Malinski**

(10) **Patent No.:** **US D668,499 S**

(45) **Date of Patent:** **\*\* Oct. 9, 2012**

(54) **REFRIGERATED WINE BARREL**

(75) Inventor: **Jon M. Malinski**, Paradise Valley, AZ  
(US)

(73) Assignee: **Vinocopia, Inc.**, Richfield, MN (US)

(\*\*) Term: **14 Years**

(21) Appl. No.: **29/393,883**

(22) Filed: **Jun. 10, 2011**

(51) **LOC (9) Cl.** ..... **07-01**

(52) **U.S. Cl.** ..... **D7/313; D7/306**

(58) **Field of Classification Search** ..... D7/300,  
D7/313, 306; D34/39; 222/105; 220/649  
See application file for complete search history.

(56) **References Cited**

U.S. PATENT DOCUMENTS

D205,211	S	*	7/1966	de Boer et al.	.....	D7/313
D205,750	S	*	9/1966	Smith	.....	D7/311
3,315,846	A	*	4/1967	Lawn et al.	.....	222/130
4,088,239	A	*	5/1978	Uhlig	.....	220/649
4,481,791	A	*	11/1984	German	.....	62/400
D310,627	S	*	9/1990	Manuel	.....	D9/633
D344,204	S	*	2/1994	Dixon	.....	D7/301
6,024,245	A	*	2/2000	Malik et al.	.....	220/604
D486,347	S	*	2/2004	Meike et al.	.....	D7/313
D558,950	S	*	1/2008	Brans	.....	D34/39

D603,575	S	*	11/2009	Kerman et al.	.....	D34/39
D640,033	S	*	6/2011	Magrenan	.....	D34/39
D645,287	S	*	9/2011	Kusch et al.	.....	D7/306

\* cited by examiner

*Primary Examiner* — Marianne Pandozzi

(74) *Attorney, Agent, or Firm* — DuFault Law Firm, P.C.;  
Dustin R. DuFault

(57) **CLAIM**

I claim the ornamental design for a refrigerated wine barrel,  
substantially as shown and described.

**DESCRIPTION**

FIG. 1 is a perspective view of a refrigerated wine barrel in  
accordance with the present design.

FIG. 2 is a front view of the refrigerated wine barrel in  
accordance with the present design.

FIG. 3 is a rear view of the refrigerated wine barrel in accor-  
dance with the present design.

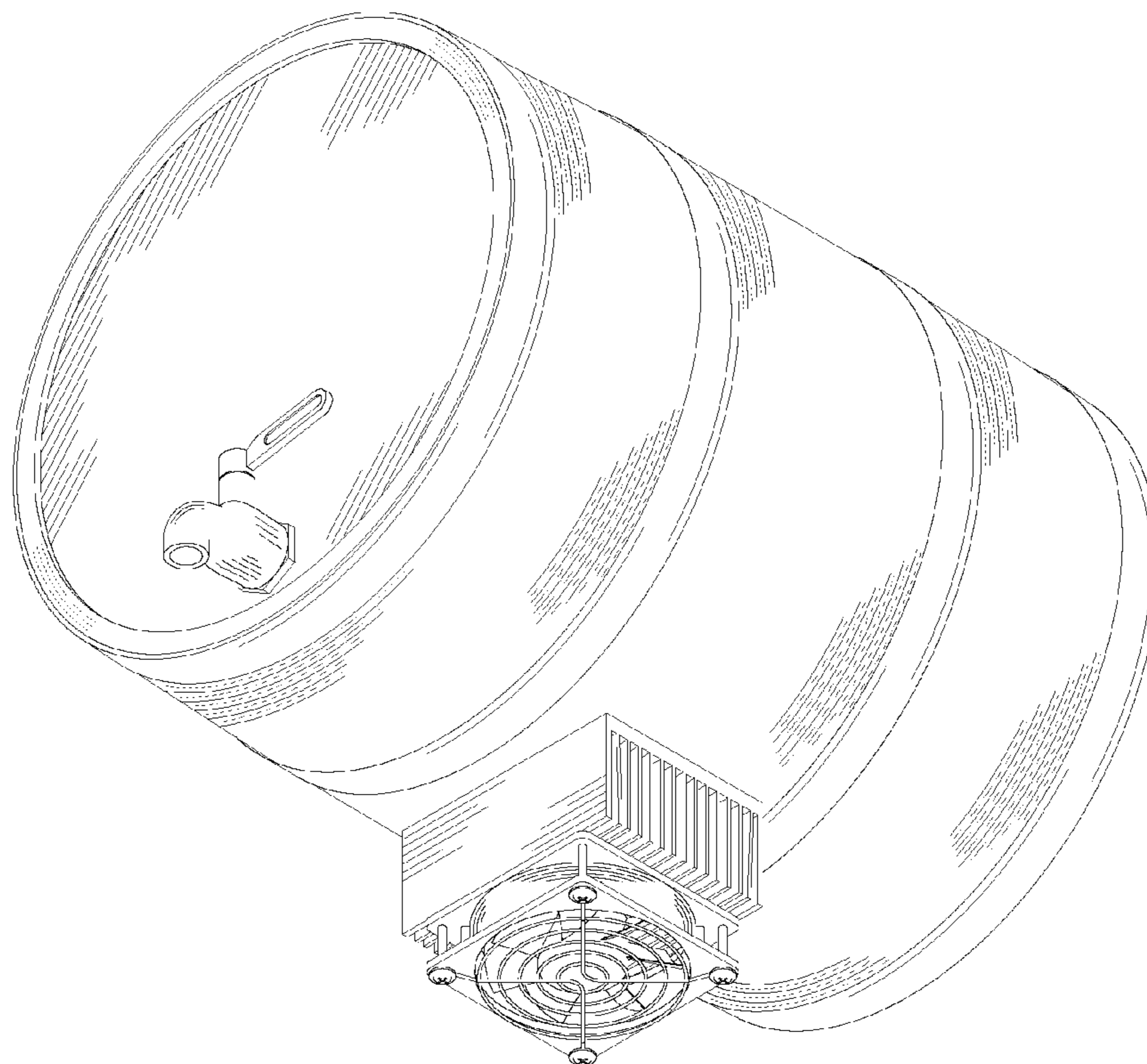
FIG. 4 is a left-side view of the refrigerated wine barrel in  
accordance with the present design.

FIG. 5 is a right-side view of the refrigerated wine barrel in  
accordance with the present design.

FIG. 6 is a top view of the refrigerated wine barrel in accor-  
dance with the present design; and,

FIG. 7 is a bottom view of the refrigerated wine barrel in  
accordance with the present design.

**1 Claim, 7 Drawing Sheets**



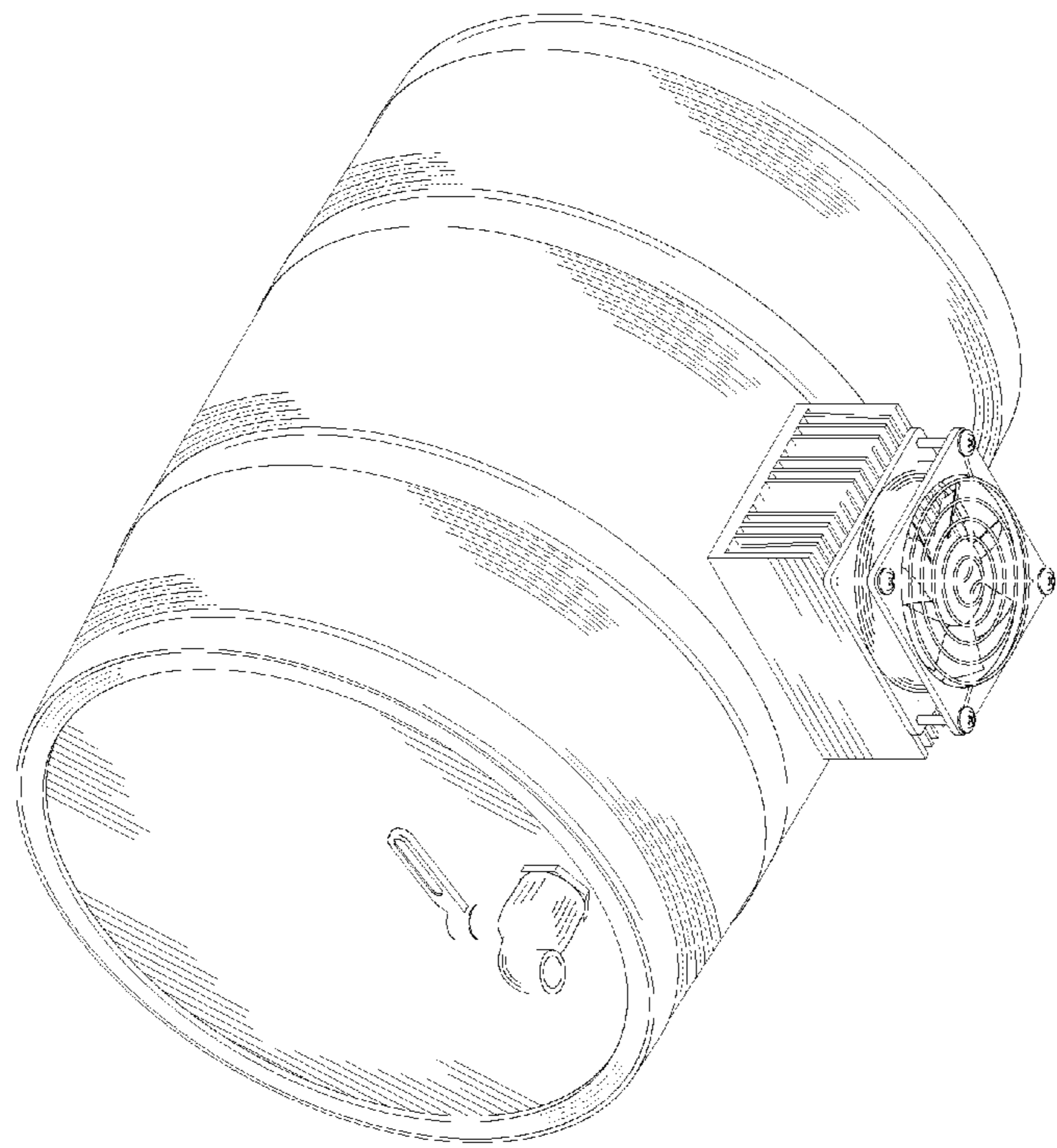


Figure 1

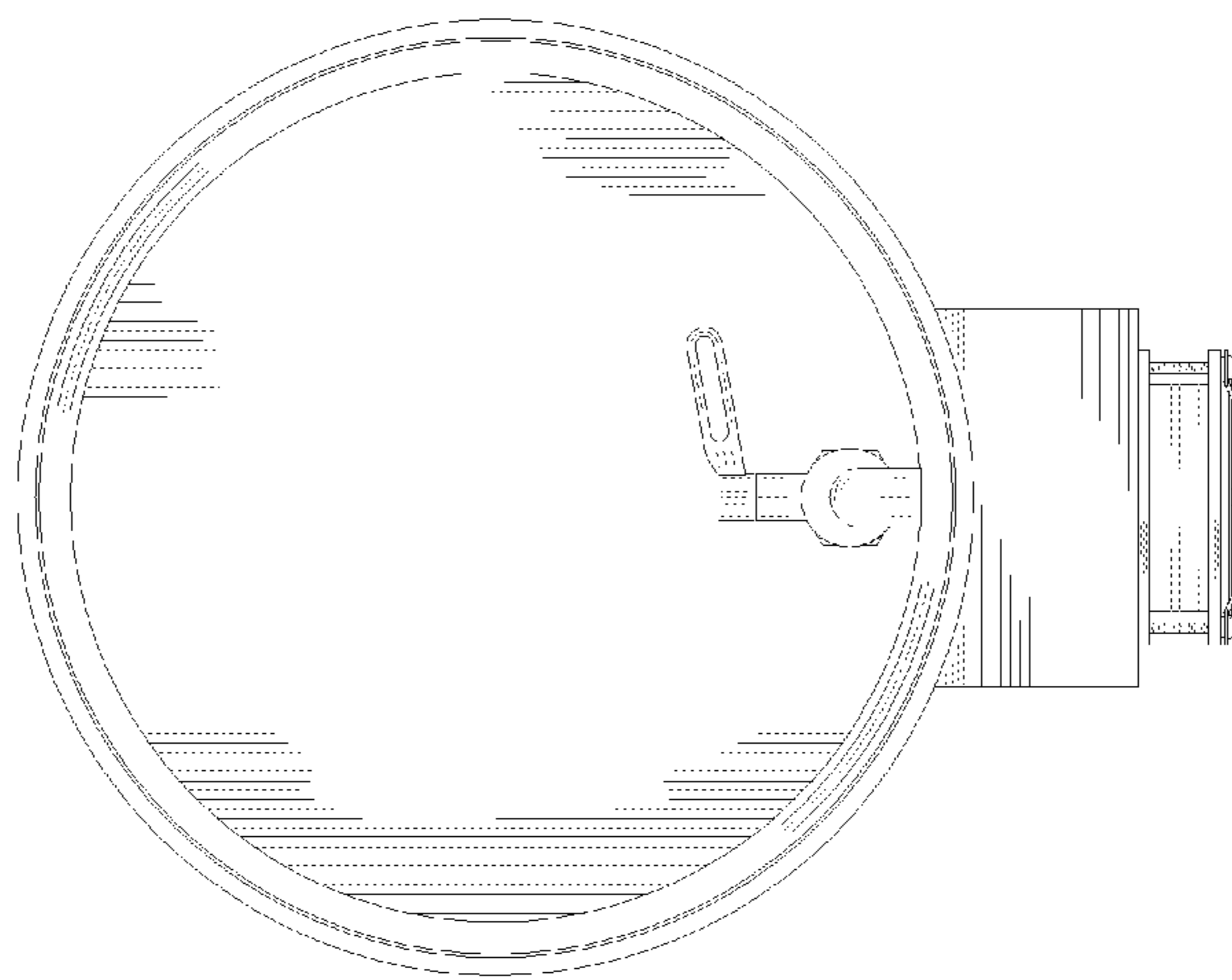


Figure 2

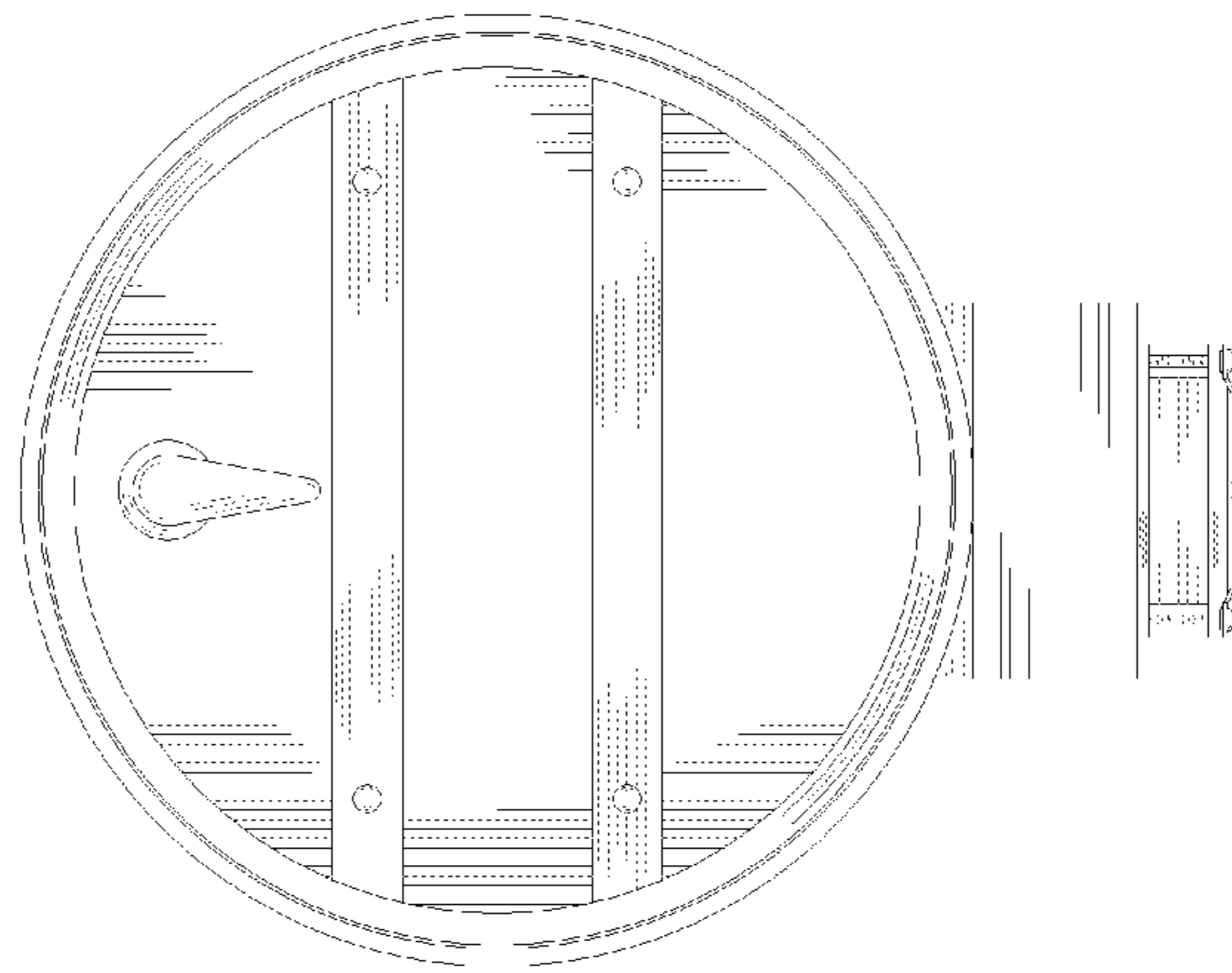


Figure 3



Figure 4

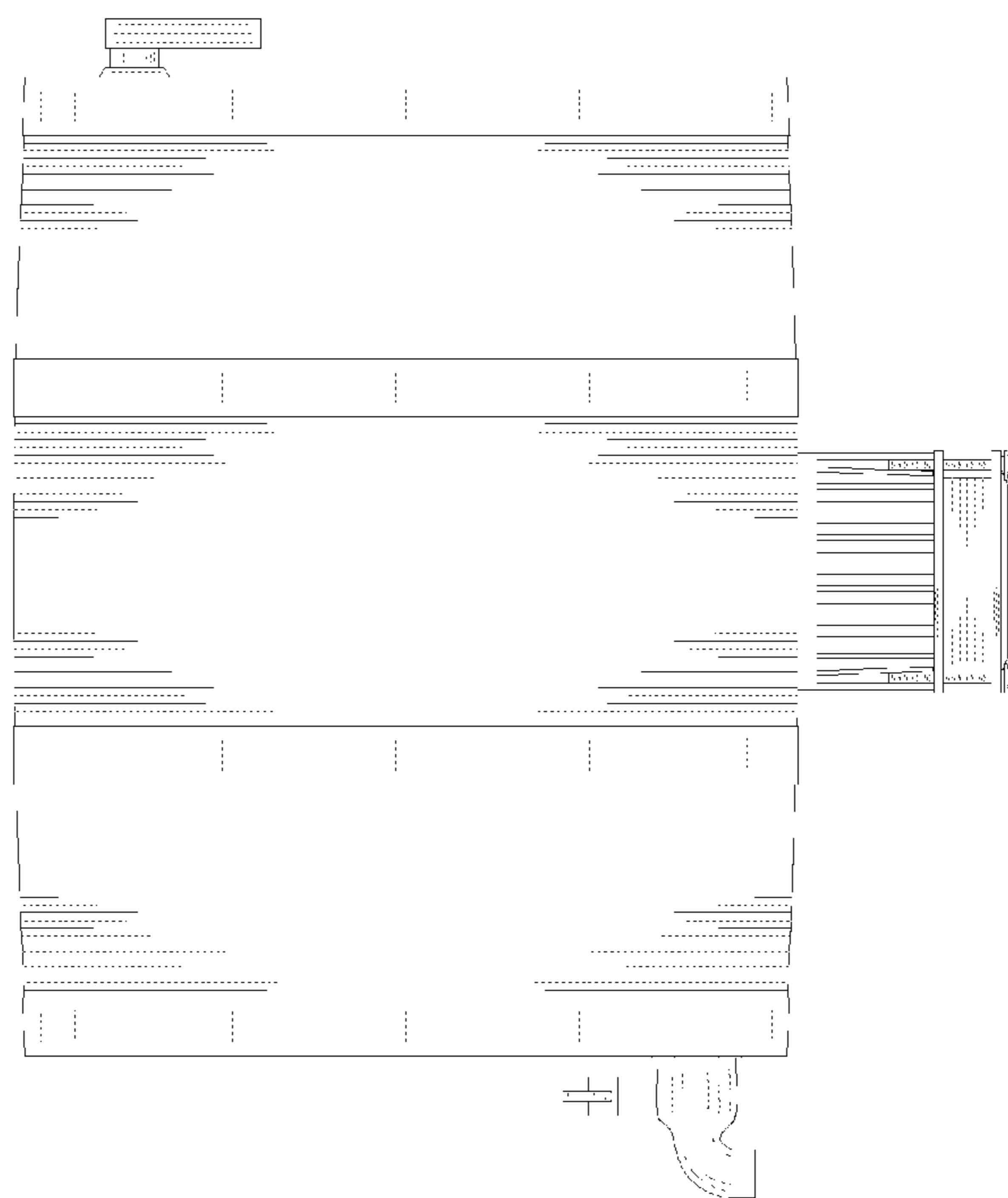


Figure 5




Figure 6




Figure 7