



US00D668484S

(12) **United States Design Patent**
Velazquez et al.

(10) **Patent No.:** **US D668,484 S**
(45) **Date of Patent:** **** Oct. 9, 2012**

(54) **FOLDED TISSUE DISPENSER**

(75) Inventors: **Herb F. Velazquez**, Alpharetta, GA (US); **Paul F. Tramontina**, Harleysville, PA (US); **Roberto Zambenedetti**, Sparta, NJ (US); **Mohamed Abdelhafez**, Old Bridge, NJ (US); **Donald Kralik**, Pittstown, NJ (US)

(73) Assignee: **Kimberly-Clark Worldwide, Inc.**, Neenah, WI (US)

(**) Term: **14 Years**

(21) Appl. No.: **29/418,131**

(22) Filed: **Apr. 12, 2012**

(51) **LOC (9) Cl.** **20-02**

(52) **U.S. Cl.** **D6/518**

(58) **Field of Classification Search** D6/542-545, D6/553, 567, 574, 515-525; 206/77.1; 211/13.1, 211/86.01, 87.01; 221/14, 92, 649, 146.1, 221/146.2, 105; 222/281-282; D23/225; D8/349, 354, 363, 373, 394; D24/155
See application file for complete search history.

(56) **References Cited**

U.S. PATENT DOCUMENTS

D447,373 S * 9/2001 Fisscher D6/518
D447,657 S * 9/2001 Fisscher D6/518
D448,222 S * 9/2001 Fisscher D6/518

D463,929 S * 10/2002 Fitzsimmons et al. D6/515
D553,402 S * 10/2007 Orgna et al. D6/518
D564,268 S * 3/2008 Tomic et al. D6/518
D649,820 S * 12/2011 Stutzel D6/518
D653,888 S * 2/2012 Velazquez et al. D6/518
D653,891 S 2/2012 Velazquez et al.
D656,766 S * 4/2012 Velazquez et al. D6/518

OTHER PUBLICATIONS

Co-pending U.S. Appl. No. 29/418,122, filed Apr. 12, 2012, by Velazquez et al. for "Folded Towel Dispenser."

Co-pending U.S. Appl. No. 29/418,126, filed Apr. 12, 2012, by Velazquez et al. for "Rolled Towel Dispenser."

* cited by examiner

Primary Examiner — Brian N Vinson

(74) *Attorney, Agent, or Firm* — Nancy M. Klembus

(57) **CLAIM**

We claim the ornamental design for a folded tissue dispenser, as shown and described.

DESCRIPTION

FIG. 1 is a perspective view of a folded tissue dispenser showing our new design;

FIG. 2 is a front view thereof;

FIG. 3 is a side view thereof;

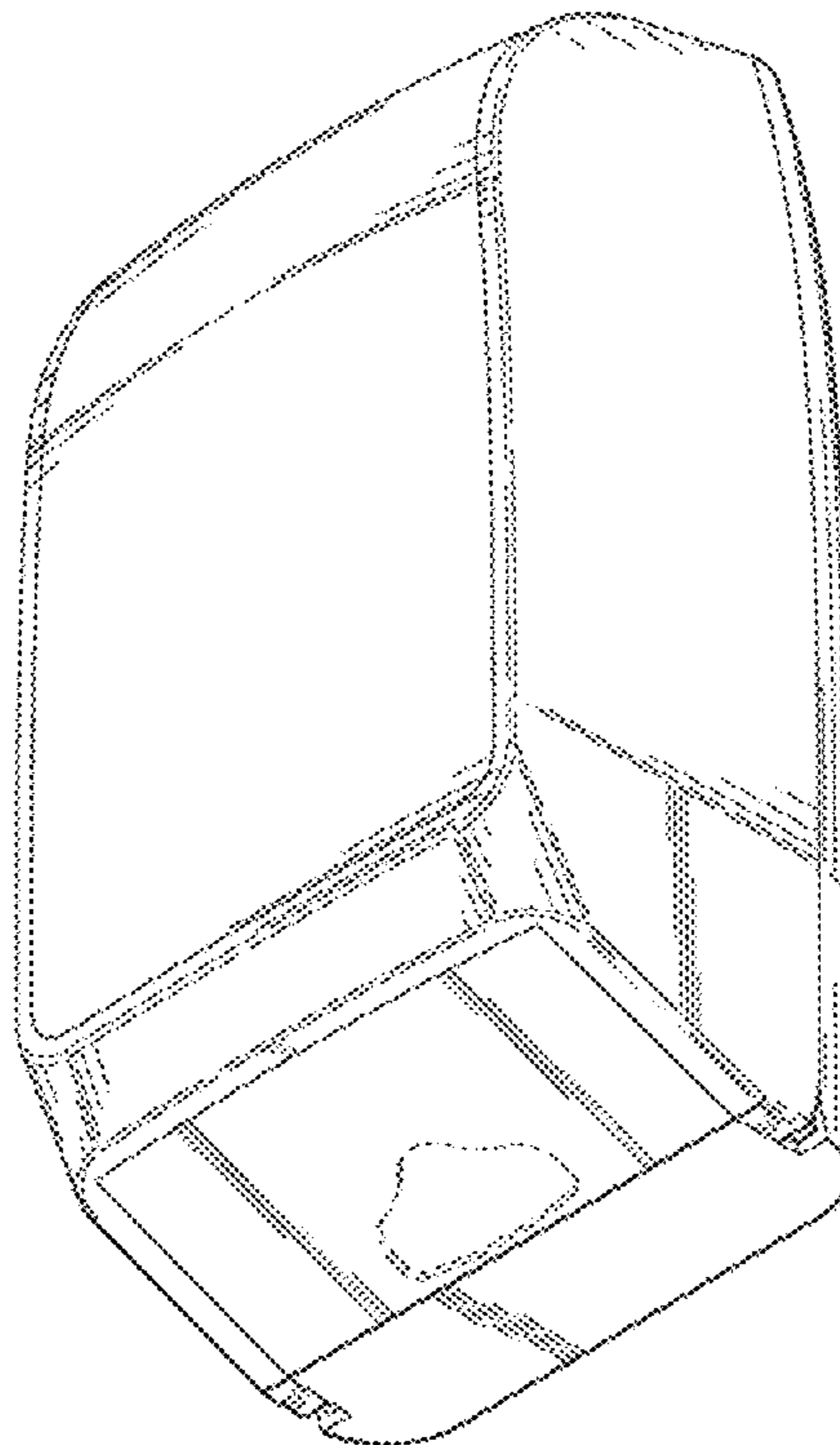
FIG. 4 is a back view thereof;

FIG. 5 is a top view thereof; and,

FIG. 6 is a bottom view thereof.

In the drawings, the broken lines shown in FIGS. 1-6 depict portions of the design that form no part of the claim.

1 Claim, 5 Drawing Sheets



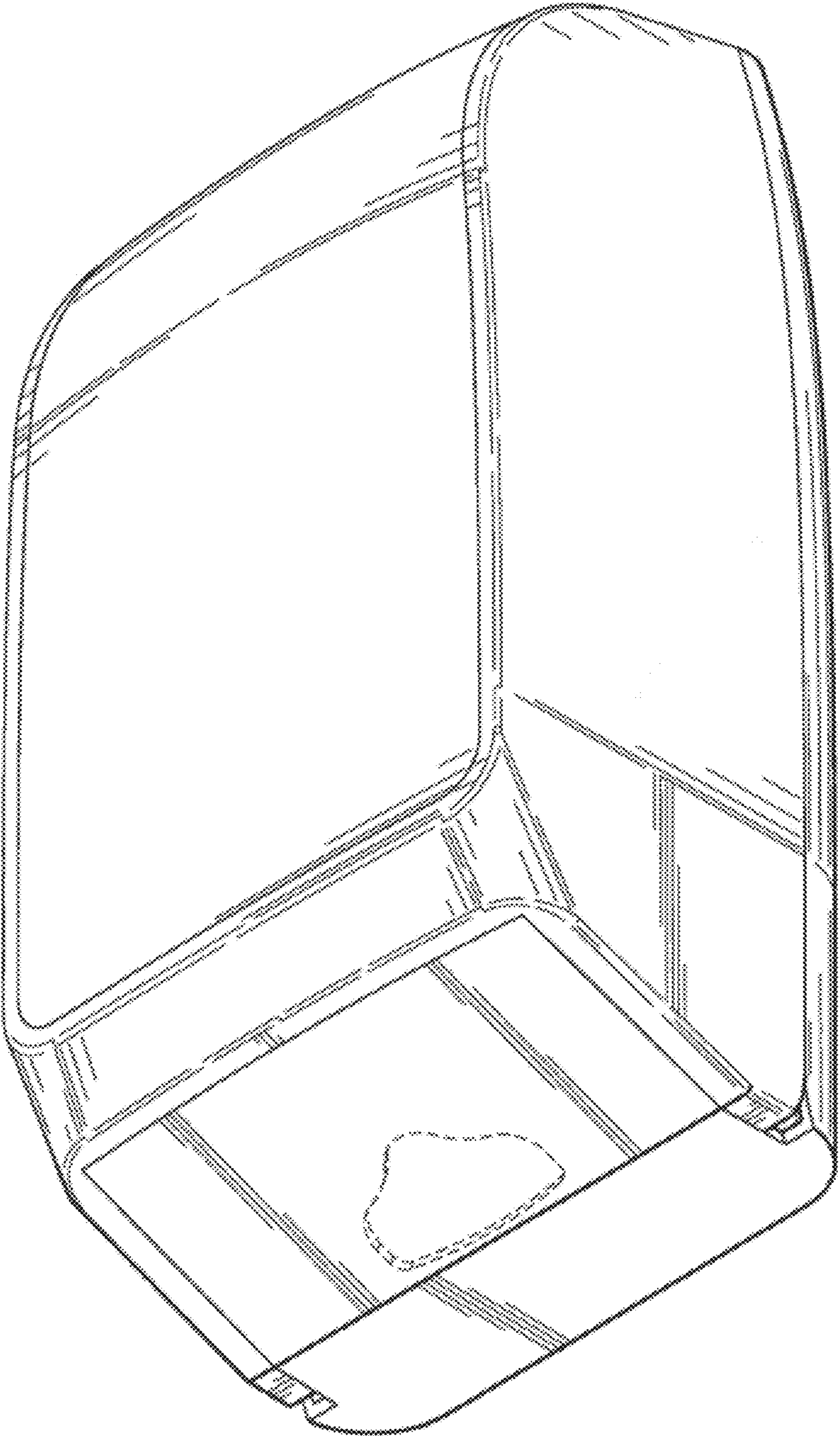


FIG. 1




FIG. 2




FIG. 3

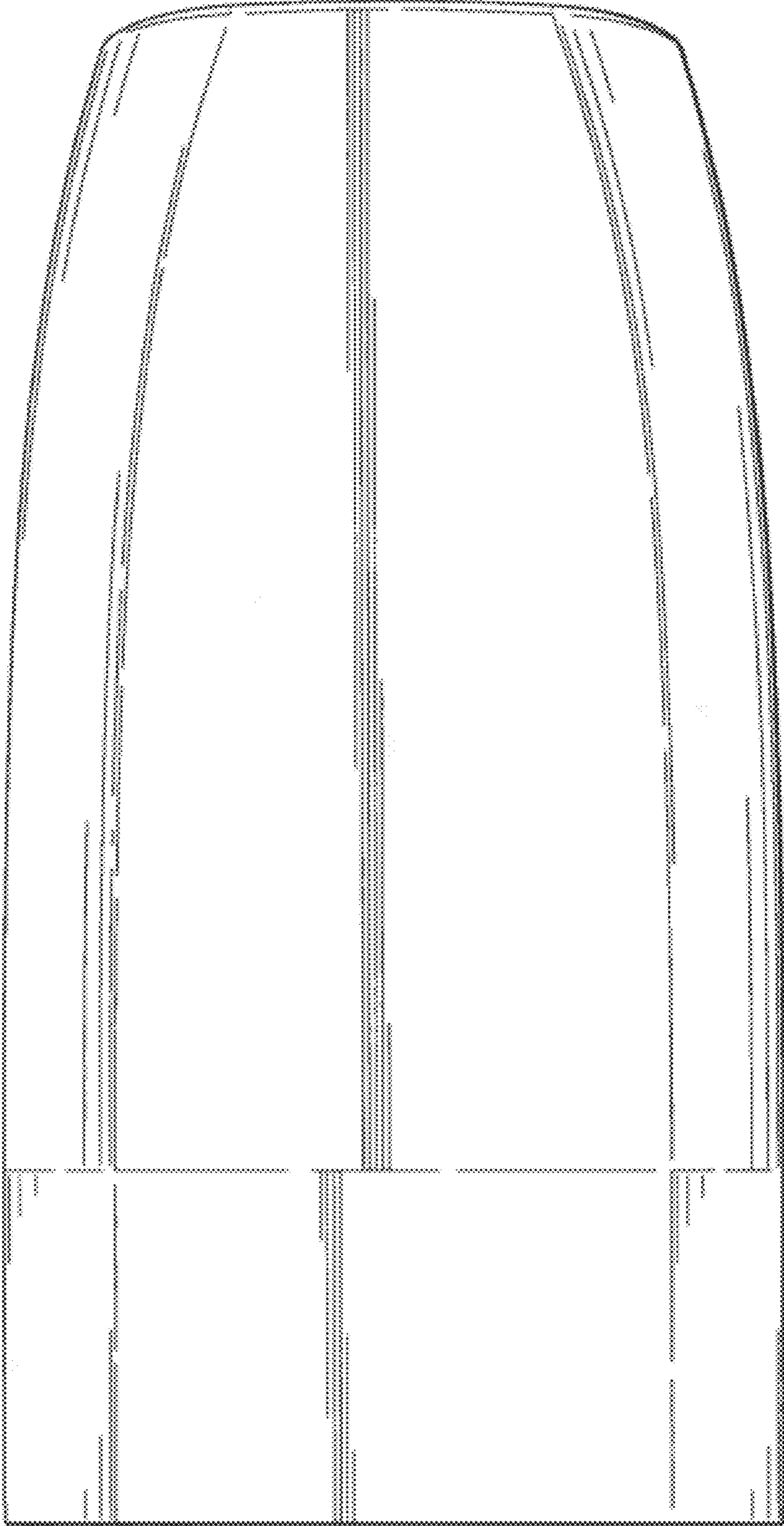


FIG. 4

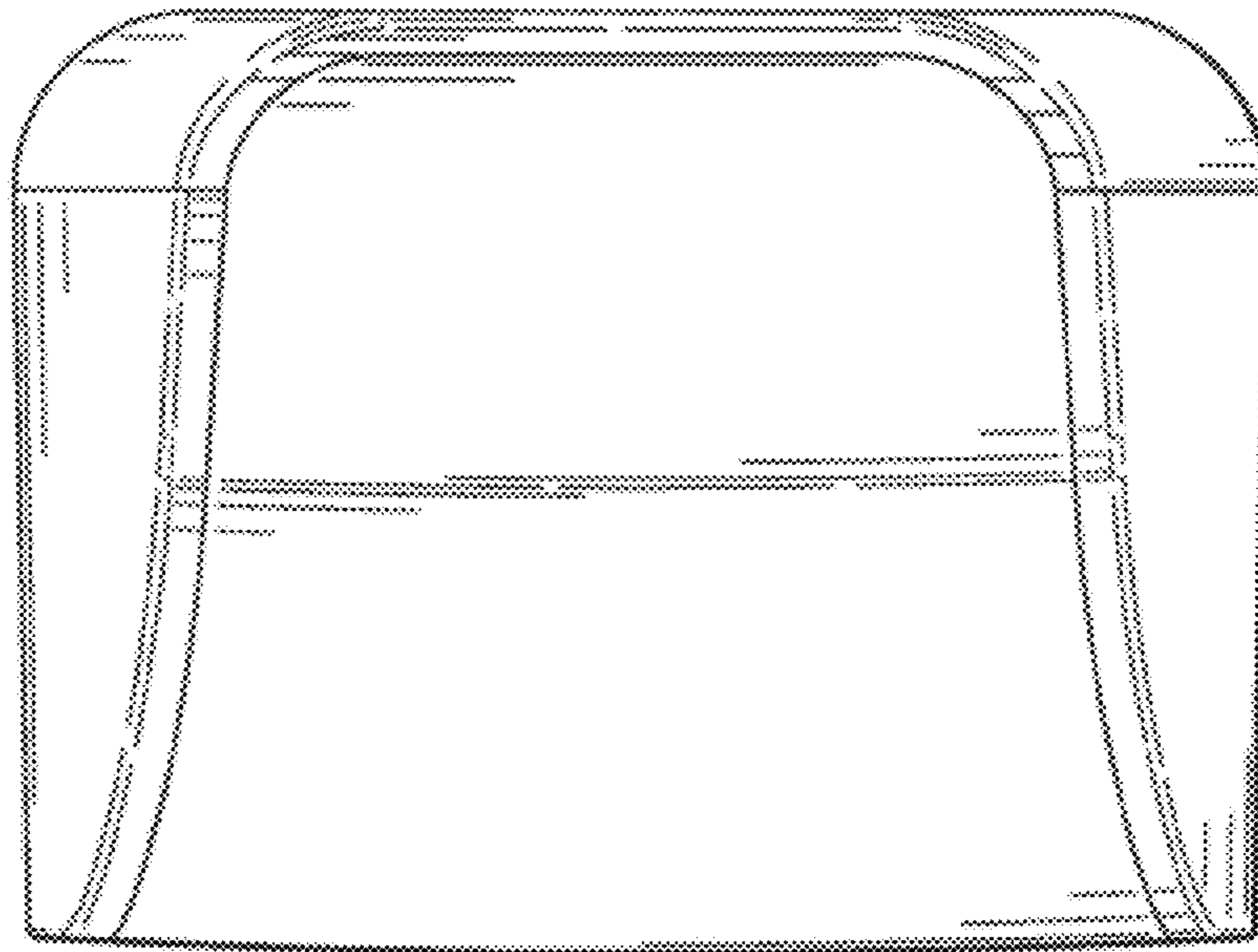


FIG. 5

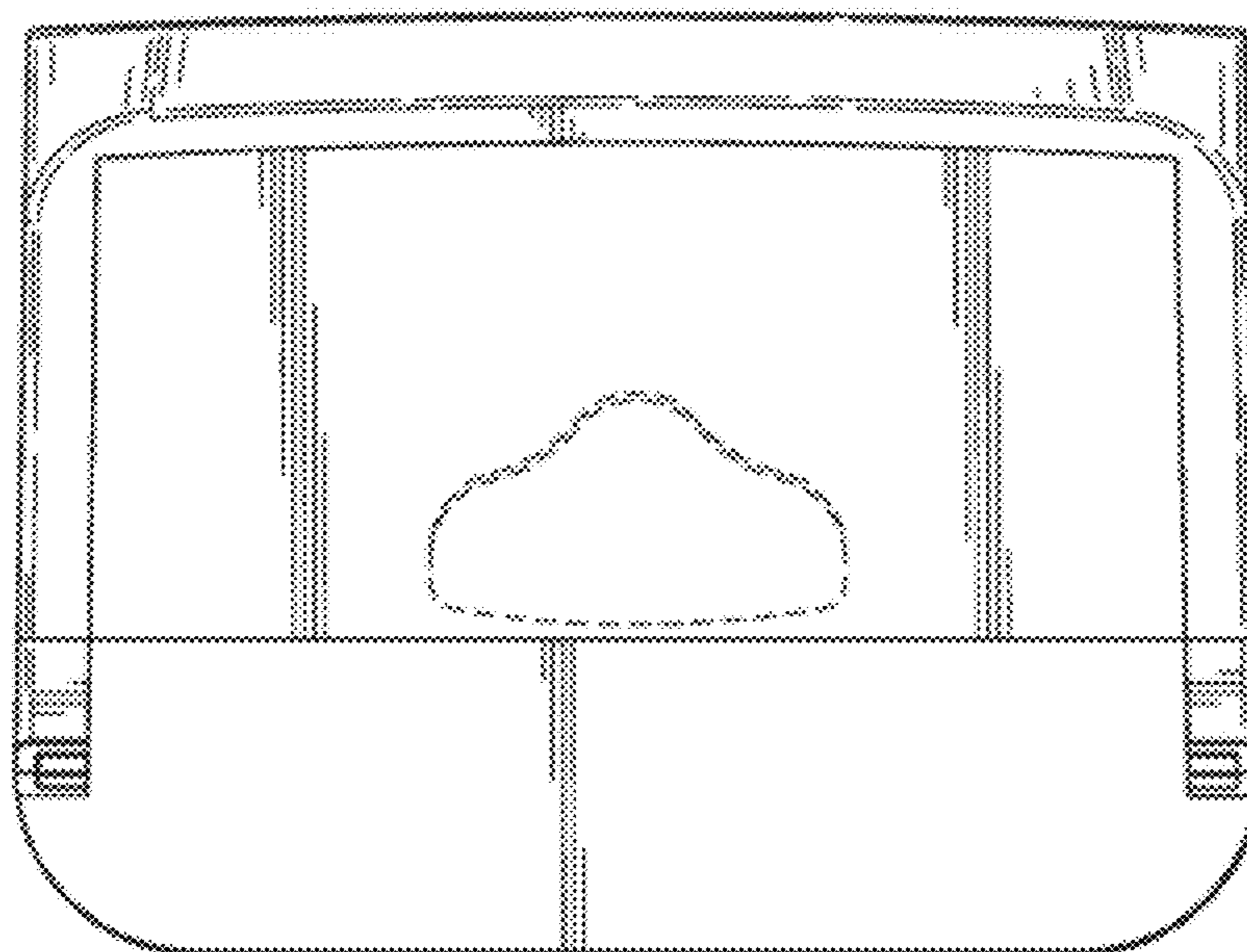


FIG. 6