

US00D668483S

(12) **United States Design Patent**
Bennett

(10) **Patent No.:** **US D668,483 S**
(45) **Date of Patent:** **** *Oct. 9, 2012**

(54) **TABLE TOP**

(75) Inventor: **Joel Bennett**, Clinton, UT (US)

(73) Assignee: **Lifetime Products, Inc.**, Clearfield, UT (US)

(*) Notice: This patent is subject to a terminal disclaimer.

(**) Term: **14 Years**

(21) Appl. No.: **29/391,721**

(22) Filed: **May 12, 2011**

Related U.S. Application Data

(62) Division of application No. 29/361,110, filed on May 5, 2010, now Pat. No. Des. 640,487.

(51) **LOC (9) Cl.** **06-06**

(52) **U.S. Cl.** **D6/511**

(58) **Field of Classification Search** D6/480-489, D6/495-499, 429-431, 451; 108/153.1, 108/156, 157.1, 161, 125, 126, 129, 115, 108/132; 248/188, 188.1, 188.7, 188.8
See application file for complete search history.

(56) **References Cited**

U.S. PATENT DOCUMENTS

D414,626 S	10/1999	Collins et al.	
D419,332 S	1/2000	Collins et al.	
D420,527 S *	2/2000	Pinch et al.	D6/429
6,058,853 A *	5/2000	Pinch	108/129
6,112,674 A	9/2000	Stanford	
D468,135 S	1/2003	Ashby et al.	
D469,271 S *	1/2003	Avrahami	D6/429
D469,996 S	2/2003	Ashby	
D470,352 S	2/2003	Strong	

D485,719 S	1/2004	Ashby et al.	
D486,329 S	2/2004	Strong et al.	
D487,205 S	3/2004	Mower et al.	
D488,337 S	4/2004	Strong	
D489,557 S	5/2004	Strong et al.	
D489,922 S	5/2004	Choi et al.	
D489,925 S	5/2004	Astle	
D490,261 S	5/2004	Astle et al.	
6,752,091 B2 *	6/2004	Glover et al.	108/168

(Continued)

OTHER PUBLICATIONS

U.S. Appl. No. 29/361,110, filed May 5, 2010, Bennett et al.

(Continued)

Primary Examiner — Janice Seeger

(74) *Attorney, Agent, or Firm* — Maschoff Gilmore & Israelsen

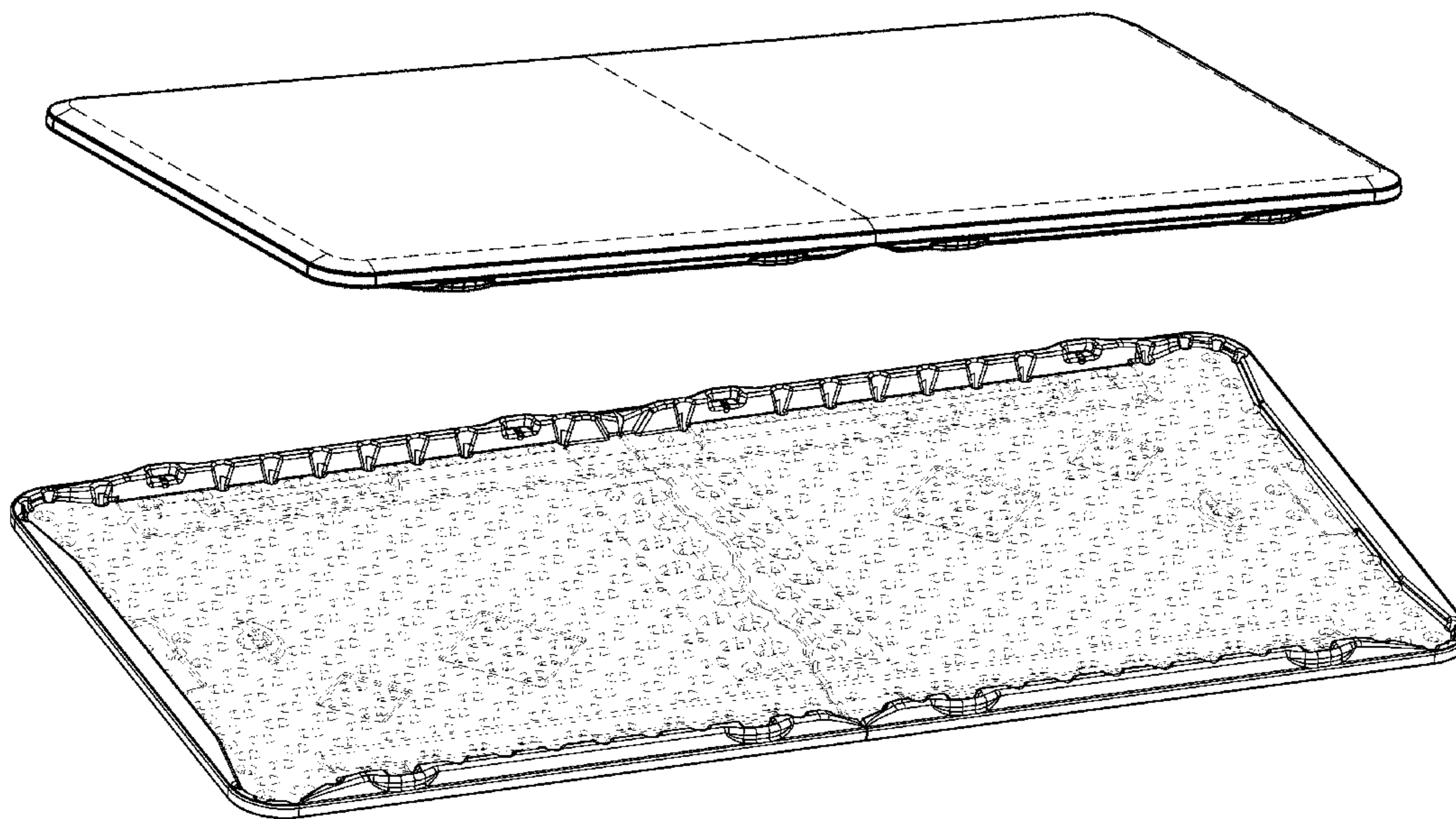
(57) **CLAIM**

The ornamental design for a table top, as shown and described.

DESCRIPTION

FIG. 1 is a upper perspective view of an embodiment of the table top;
FIG. 2 is a lower perspective view of the table top shown in FIG. 1;
FIG. 3 is a rear view of the table top shown in FIG. 1;
FIG. 4 is a left side view of the table top shown in FIG. 1;
FIG. 5 is a top view of the table top shown in FIG. 1;
FIG. 6 is a right side view of the table top shown in FIG. 1;
FIG. 7 is a front view of the table top shown in FIG. 1; and,
FIG. 8 is a bottom view of the table top shown in FIG. 1.
The broken lines shown in the figures are for illustrative purposes only and form no part of the claimed design.

1 Claim, 4 Drawing Sheets



US D668,483 S

Page 2

U.S. PATENT DOCUMENTS

D495,909	S	9/2004	Astle	7,461,602	B2	12/2008	Stanford	
D498,622	S	11/2004	Neunzert	7,475,641	B2	1/2009	Jin	
6,817,662	B2	11/2004	Winter et al.	7,475,644	B2	1/2009	Strong et al.	
D499,283	S	12/2004	Winter et al.	7,571,686	B2	8/2009	Stanford	
D501,103	S	1/2005	Ashby et al.	7,634,970	B2	12/2009	Strong et al.	
D502,028	S	2/2005	Astle et al.	7,644,667	B2	1/2010	Strong et al.	
D506,631	S	6/2005	Astle	7,707,947	B2	5/2010	Winter et al.	
6,905,166	B2	6/2005	Zhurong et al.	7,735,915	B2	6/2010	Nye et al.	
D509,386	S	9/2005	Haney	7,757,617	B2	7/2010	Larcom et al.	
D511,417	S	11/2005	Astle et al.	D640,487	S	6/2011	Bennett	
D511,913	S	11/2005	Kearl et al.	8,042,475	B2	10/2011	Larcom et al.	
7,036,437	B2	5/2006	Choi et al.	8,833,228		10/2011	Haney et al.	
7,055,899	B2	6/2006	Zhurong et al.	2002/0092445	A1 *	7/2002	Glover et al.	108/129
7,069,865	B2	7/2006	Strong et al.	2005/0279260	A1 *	12/2005	Stanford et al.	108/115
7,096,799	B2	8/2006	Strong et al.	2006/0219138	A1 *	10/2006	Lin et al.	108/132
7,111,563	B2	9/2006	Strong	2009/0114131	A1 *	5/2009	Haney et al.	108/132
7,143,702	B2	12/2006	Stanford					
7,178,468	B2	2/2007	Winter et al.					
7,263,932	B2	9/2007	Winter et al.					
7,278,361	B2	10/2007	Zhurong et al.					
7,299,754	B2	11/2007	Stanford et al.					
7,331,297	B2	2/2008	Strong et al.					
7,373,889	B2	5/2008	Nye et al.					
7,461,601	B2	12/2008	Jin					

OTHER PUBLICATIONS

U.S. Appl. No. 12/110,163, filed Apr. 25, 2008, VanNimwegen et al.
U.S. Appl. No. 29/390,471, filed Apr. 25, 2011, Winter et al.
U.S. Appl. No. 29/403,327, filed Oct. 4, 2011, Winter et al.
U.S. Appl. No. 13/270,141, filed Oct. 10, 2011, Haney et al.

* cited by examiner

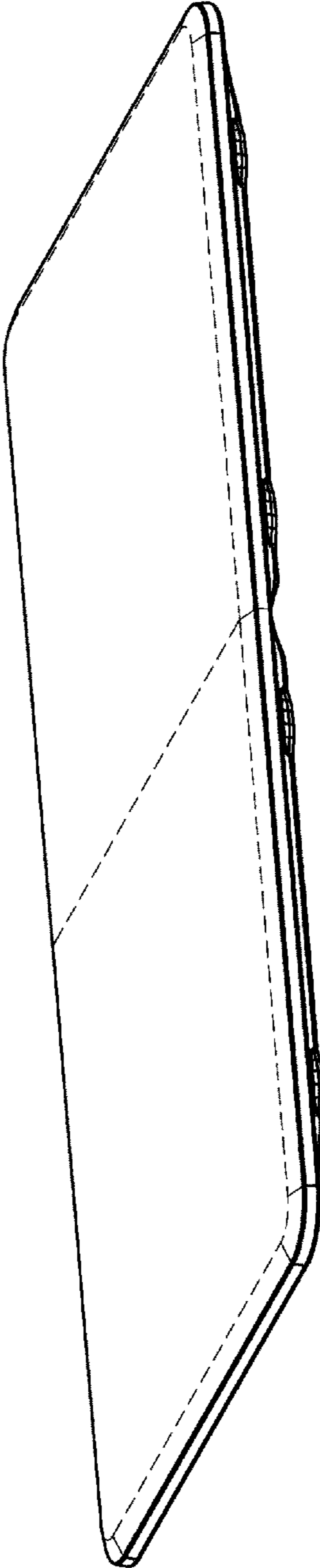


Fig. 1

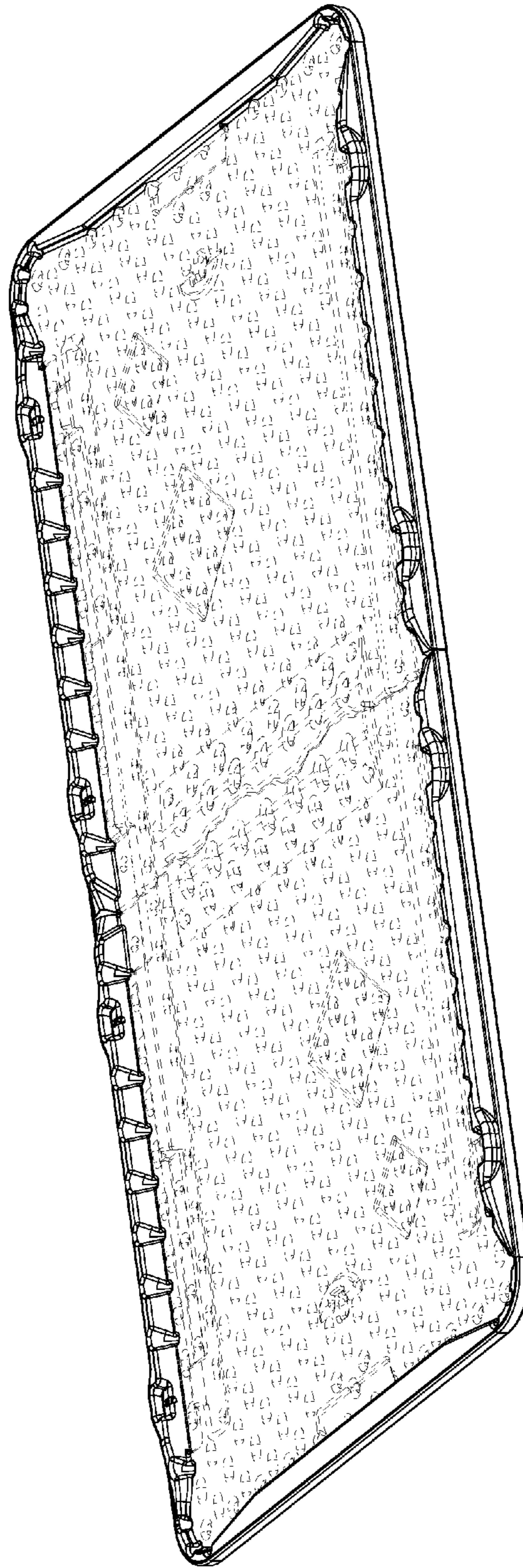


Fig. 2



Fig. 3




Fig. 5



Fig. 6



Fig. 4



Fig. 7




Fig. 8