

US00D668482S

(12) **United States Design Patent**
Pikkaraine

(10) **Patent No.:** **US D668,482 S**

(45) **Date of Patent:** **** Oct. 9, 2012**

(54) **ATTACHABLE CHILD TRAY**

(76) **Inventor:** **Iris Janete Pikkaraine**, Colorado Springs, CO (US)

(**) **Term:** **14 Years**

(21) **Appl. No.:** **29/374,476**

(22) **Filed:** **Aug. 19, 2011**

(51) **LOC (9) Cl.** **06-06**

(52) **U.S. Cl.** **D6/511**

(58) **Field of Classification Search** D6/480-489,
D6/511, 429-431, 406.3, 339, 422, 426, 441,
D6/336, 338, 500; 108/150, 152, 153.1,
108/157.1, 161, 43, 50.01, 50.02, 44, 13,
108/49, 25, 27; D7/550.1, 552.1, 553.6

See application file for complete search history.

(56) **References Cited**

U.S. PATENT DOCUMENTS

D137,442	S	*	3/1944	Nordby	D6/511
3,095,835	A	*	7/1963	Smith	D6/511
3,199,467	A	*	8/1965	Compton	108/49
D311,828	S	*	11/1990	Clark et al.	D6/511

D315,463	S	*	3/1991	Spiegel	D6/511
D363,169	S	*	10/1995	Burstein	D6/339
D366,170	S	*	1/1996	Temple	D6/511
D426,409	S	*	6/2000	Clark et al.	D6/511
D433,662	S	*	11/2000	Fanshaw et al.	D6/511

* cited by examiner

Primary Examiner — Brian N Vinson

(57) **CLAIM**

The ornamental design for an attachable child tray, as shown and described.

DESCRIPTION

FIG. 1 is a top, plan view of an attachable child tray showing my new design;
FIG. 2 is a bottom plan view thereof;
FIG. 3 is a right side elevational view thereof;
FIG. 4 is a left side elevational view thereof;
FIG. 5 is a front elevational view thereof;
FIG. 6 is a rear elevational view thereof; and,
FIG. 7 is a top and front perspective view thereof.

1 Claim, 1 Drawing Sheet

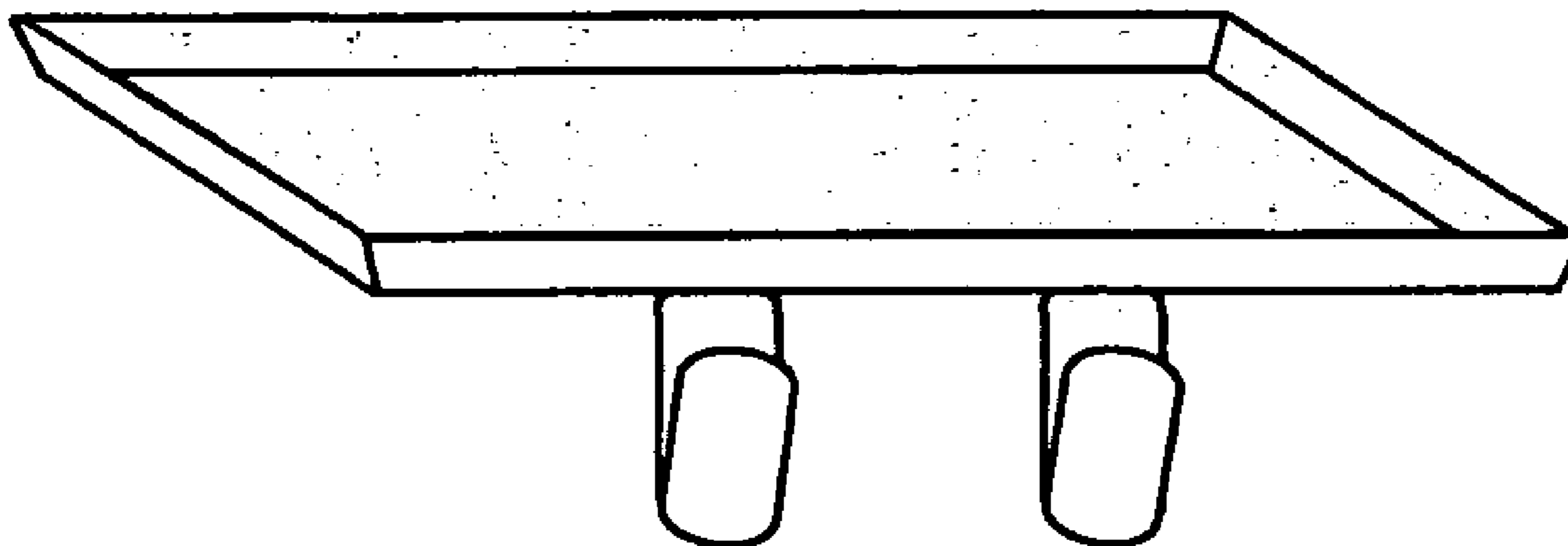


FIG. 1




FIG. 2




FIG. 3




FIG. 4




FIG. 5

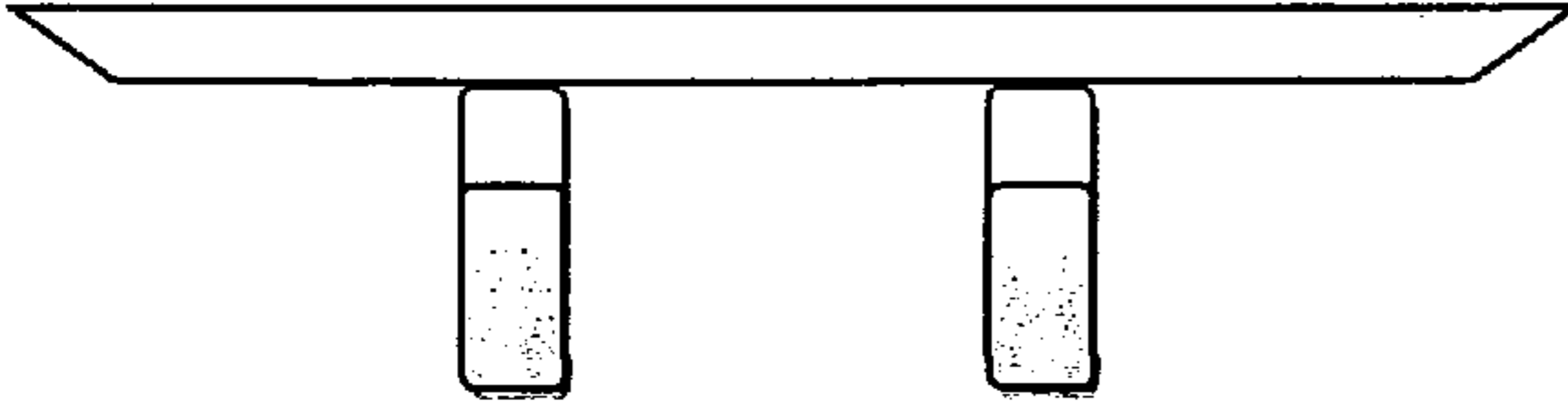


FIG. 6

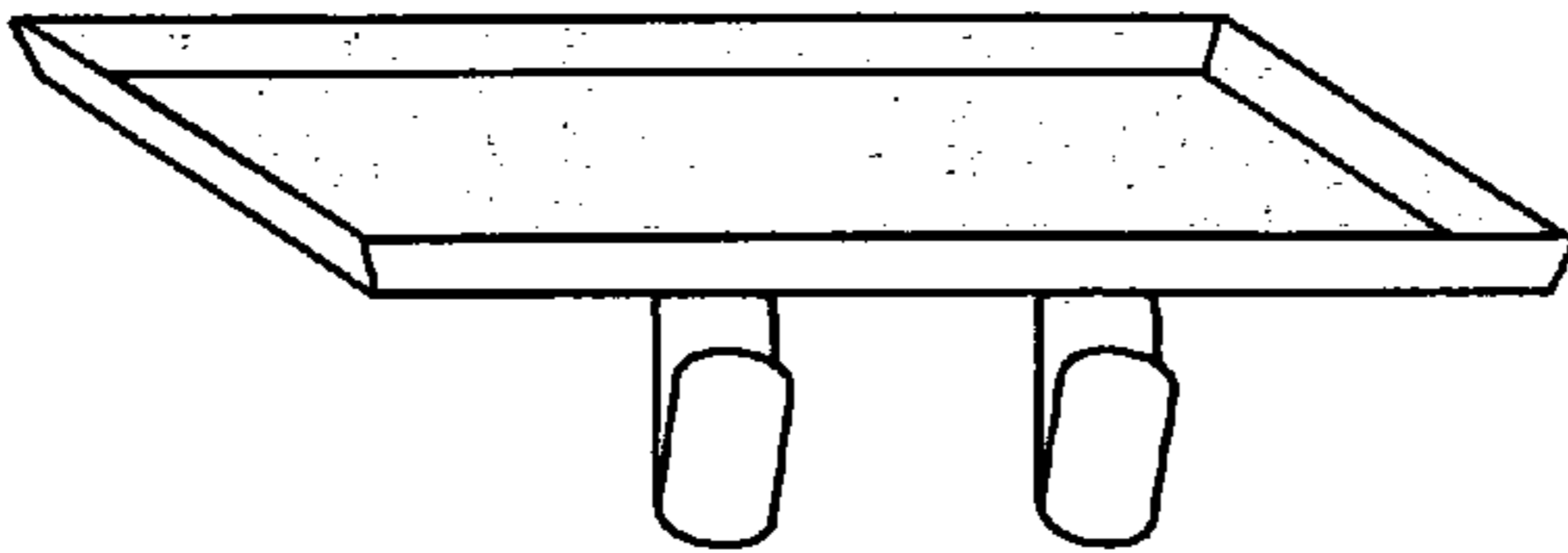



FIG. 7