



US00D668480S

(12) **United States Design Patent**
Hazzard et al.

(10) **Patent No.:** **US D668,480 S**

(45) **Date of Patent:** **** Oct. 9, 2012**

(54) **CHAIR ARM**

(75) Inventors: **Thomas B. Hazzard**, Ladera Ranch, CA (US); **Tracy Leigh Hazzard**, Ladera Ranch, CA (US)

(73) Assignee: **Whalen Furniture Manufacturing Inc.**, San Diego, CA (US)

(**) Term: **14 Years**

(21) Appl. No.: **29/409,014**

(22) Filed: **Dec. 20, 2011**

(51) **LOC (9) Cl.** **06-01**

(52) **U.S. Cl.** **D6/501**

(58) **Field of Classification Search** D6/334-336, D6/364, 365, 366, 367, 379, 380, 500-502; 297/411.2, 411.27, 411.28, 411.44, 463.1
See application file for complete search history.

(56) **References Cited**

U.S. PATENT DOCUMENTS

D366,792 S *	2/1996	McDiarmid	D6/501
D413,215 S *	8/1999	Mei	D6/501
D424,846 S *	5/2000	Ho	D6/501
D439,081 S *	3/2001	Goodworth	D6/501
D447,367 S *	9/2001	Lee	D6/501
D447,368 S *	9/2001	Lee	D6/501

D447,896 S *	9/2001	Ho	D6/501
D451,317 S *	12/2001	Hsieh	D6/501
D451,321 S *	12/2001	Chi	D6/501
D477,729 S *	7/2003	Chen	D6/501
D509,085 S *	9/2005	Egger	D6/501
D542,063 S *	5/2007	Smith	D6/501
D550,001 S *	9/2007	Mazzera	D6/501
D561,503 S *	2/2008	Grove	D6/501

* cited by examiner

Primary Examiner — Mimosa De

(74) *Attorney, Agent, or Firm* — Barlow, Josephs & Holmes, Ltd.

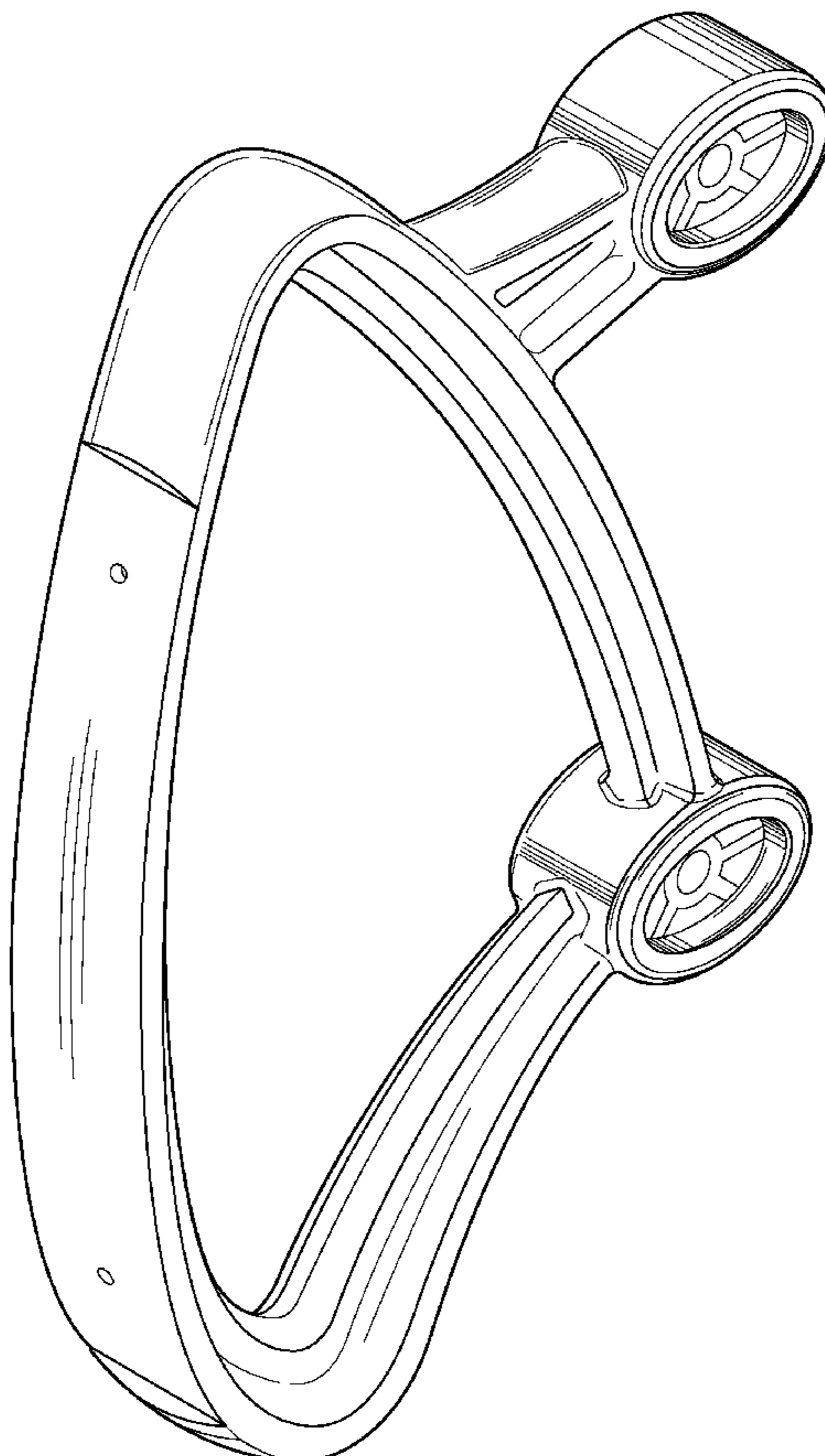
(57) **CLAIM**

The ornamental design for chair arm, as shown and described.

DESCRIPTION

FIG. 1 is a front perspective view of the chair arm in accordance with the present invention; FIG. 2 is a top view thereof; FIG. 3 is a bottom view thereof; FIG. 4 is a right side view thereof; FIG. 5 is a left side view thereof; FIG. 6 is a back view thereof; and, FIG. 7 is a front view thereof.

1 Claim, 7 Drawing Sheets



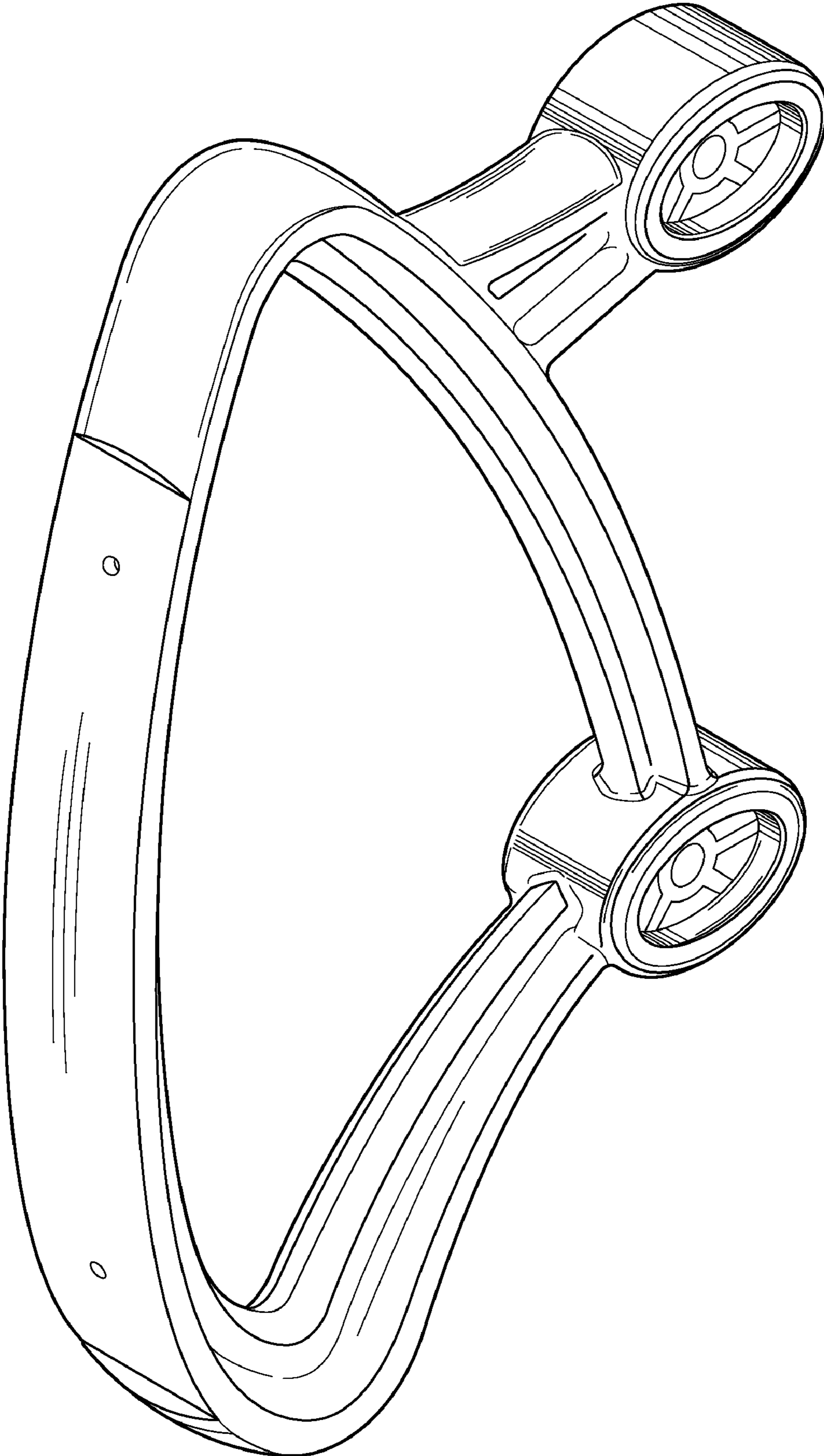


FIG. 1

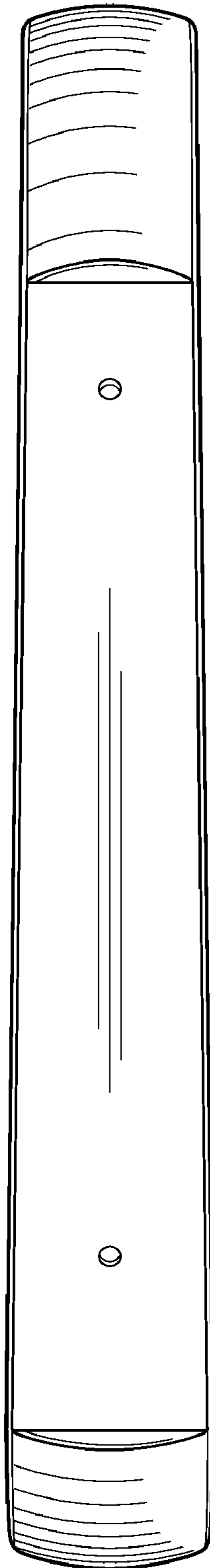


FIG. 2




FIG. 3

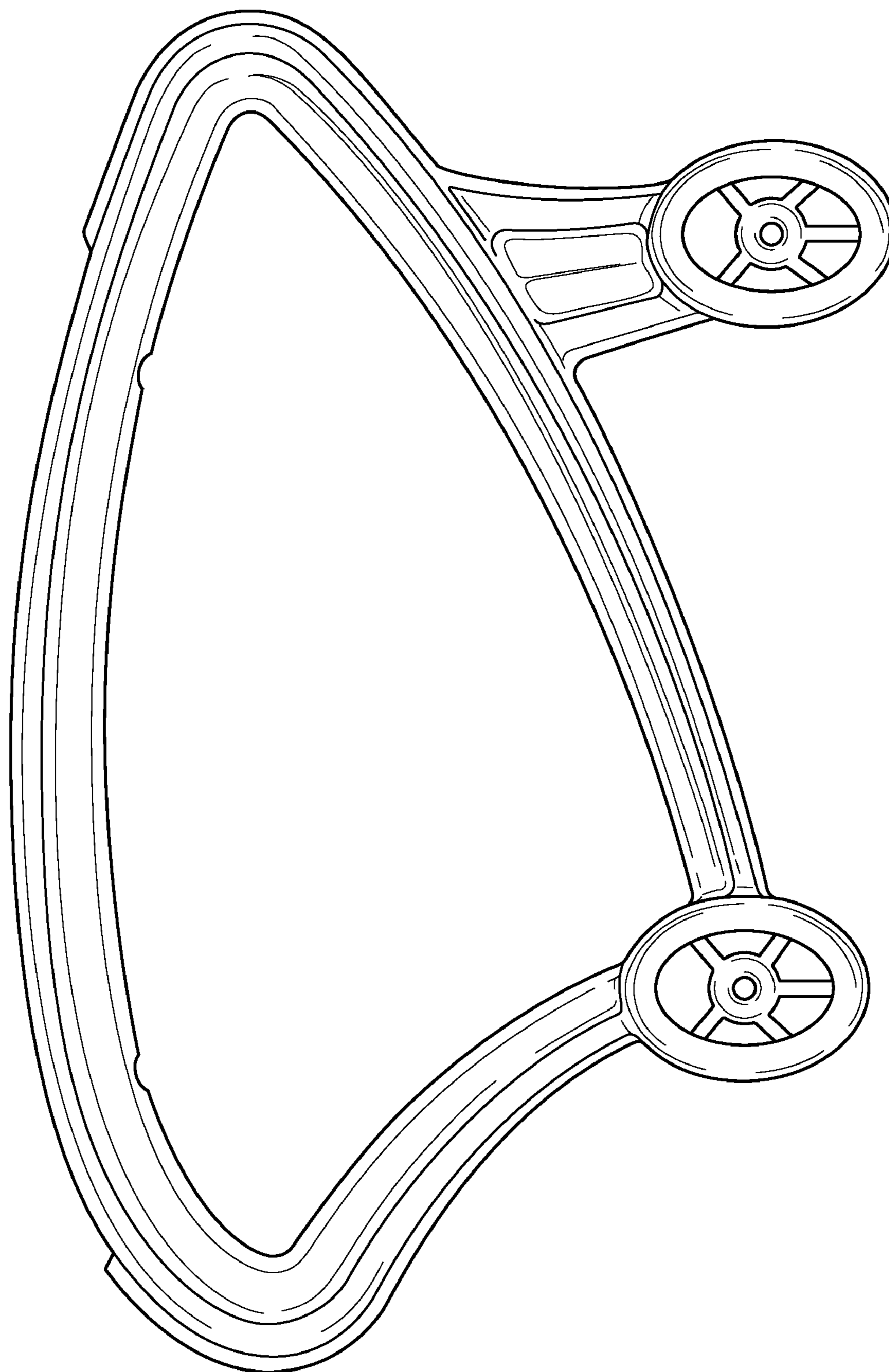


FIG. 4

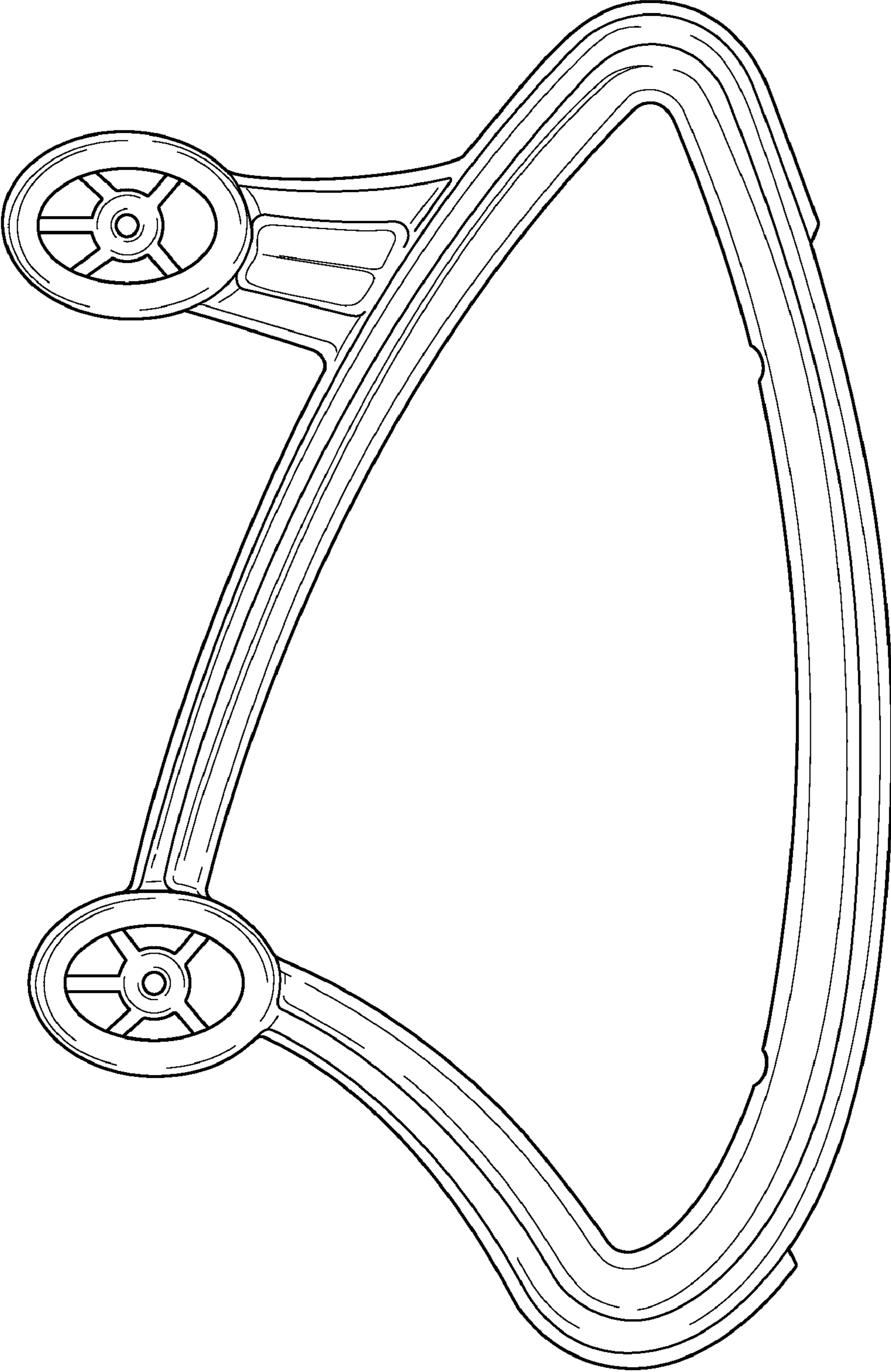


FIG. 5

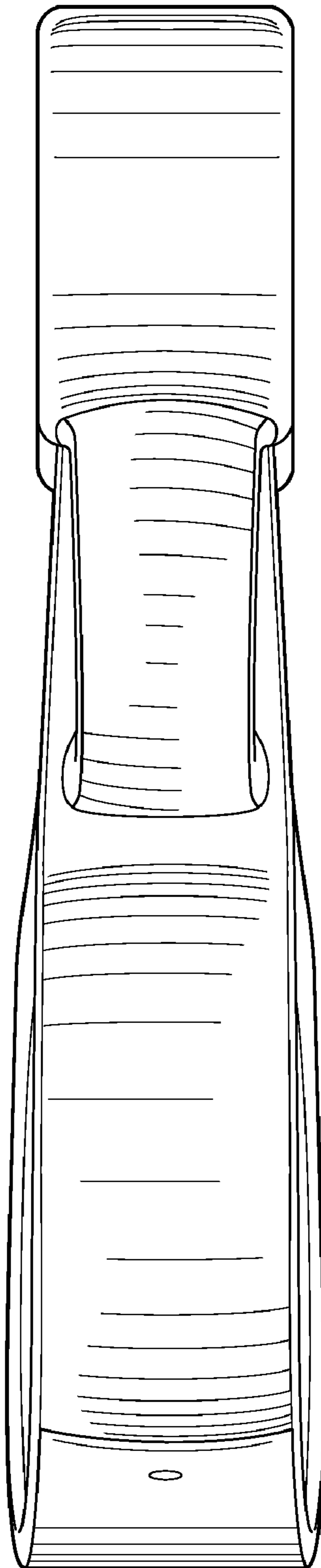


FIG. 6




FIG. 7