



US00D668470S

(12) **United States Design Patent**  
**Eicke**

(10) **Patent No.:** **US D668,470 S**  
(45) **Date of Patent:** **\*\* Oct. 9, 2012**

(54) **CHAIR**

(75) Inventor: **Maximilian M. Eicke**, Sag Harbor, NY  
(US)

(73) Assignee: **Max ID NY LLC**, Sag Harbor, NY (US)

(\*\*) Term: **14 Years**

(21) Appl. No.: **29/392,248**

(22) Filed: **May 19, 2011**

(51) **LOC (9) Cl.** ..... **06-01**

(52) **U.S. Cl.** ..... **D6/375**

(58) **Field of Classification Search** ..... D6/334-336,  
D6/361, 369, 374, 375, 376, 379, 380, 500-502;  
297/447.2, 452.12, 452.14, 452.19, 452.21,  
297/452.29

See application file for complete search history.

(56) **References Cited**

U.S. PATENT DOCUMENTS

4,277,103 A \* 7/1981 Weik ..... 297/452.21  
D405,971 S \* 2/1999 Grimsrud ..... D6/375

D450,945 S \* 11/2001 Lo ..... D6/375  
D456,158 S \* 4/2002 Van Severen ..... D6/361  
D494,374 S \* 8/2004 Cagle ..... D6/361  
D618,005 S \* 6/2010 Heltemes et al. .... D6/375

\* cited by examiner

*Primary Examiner* — Mimosa De

(74) *Attorney, Agent, or Firm* — Hoffmann & Baron, LLP

(57) **CLAIM**

The ornamental design for a chair, as shown and described.

**DESCRIPTION**

FIG. 1 is a perspective view of a chair constructed in accordance with the invention;

FIG. 2 is a top view of the chair shown in FIG. 1;

FIG. 3 is a front elevation view of the chair shown in FIG. 1;

FIG. 4 is a side elevation view of the chair shown in FIG. 1;

FIG. 5 is a rear elevation view of the chair shown in FIG. 1; and,

FIG. 6 is a bottom view of the chair shown in FIG. 1.

**1 Claim, 4 Drawing Sheets**




FIG. 1

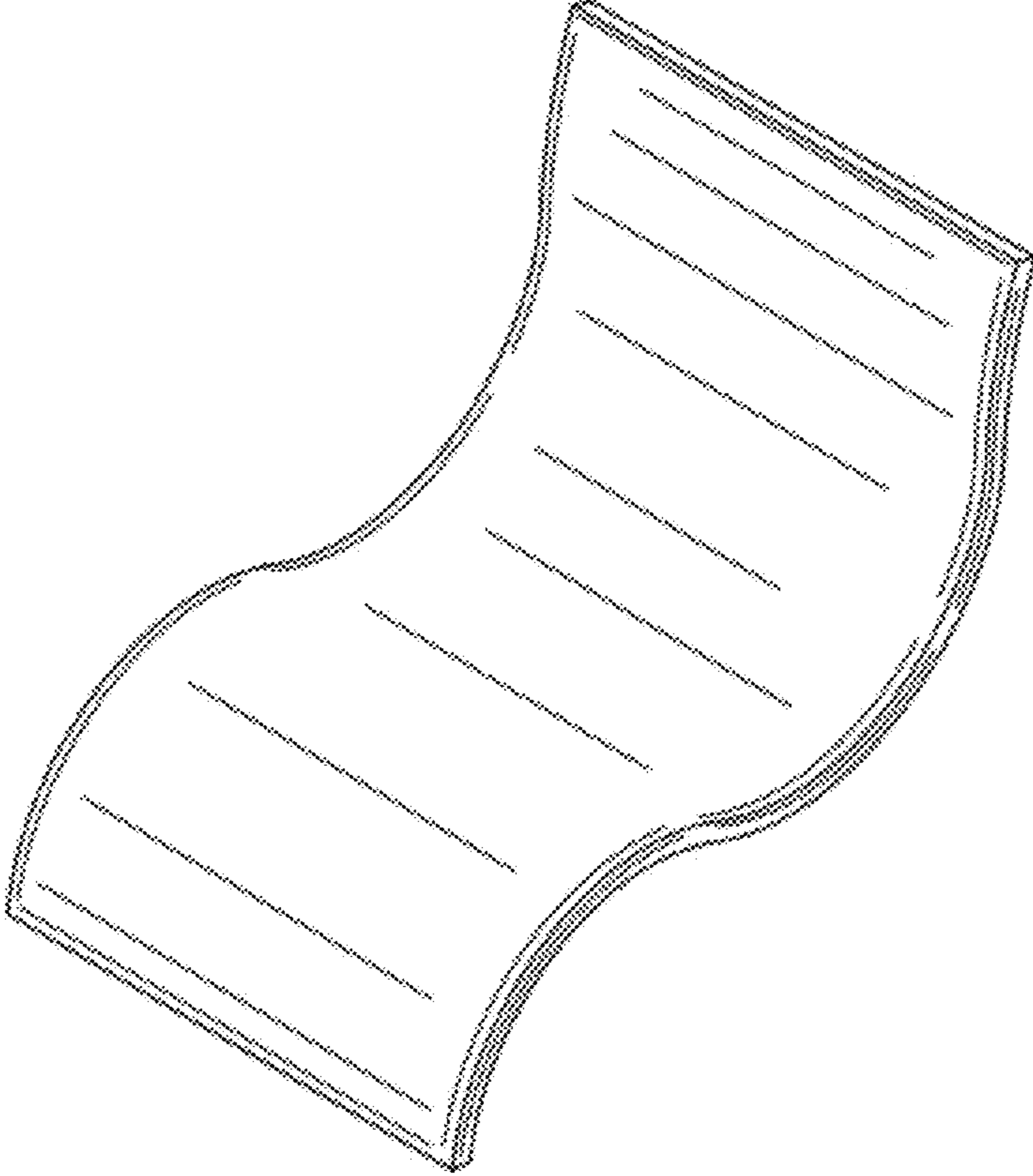


FIG. 2

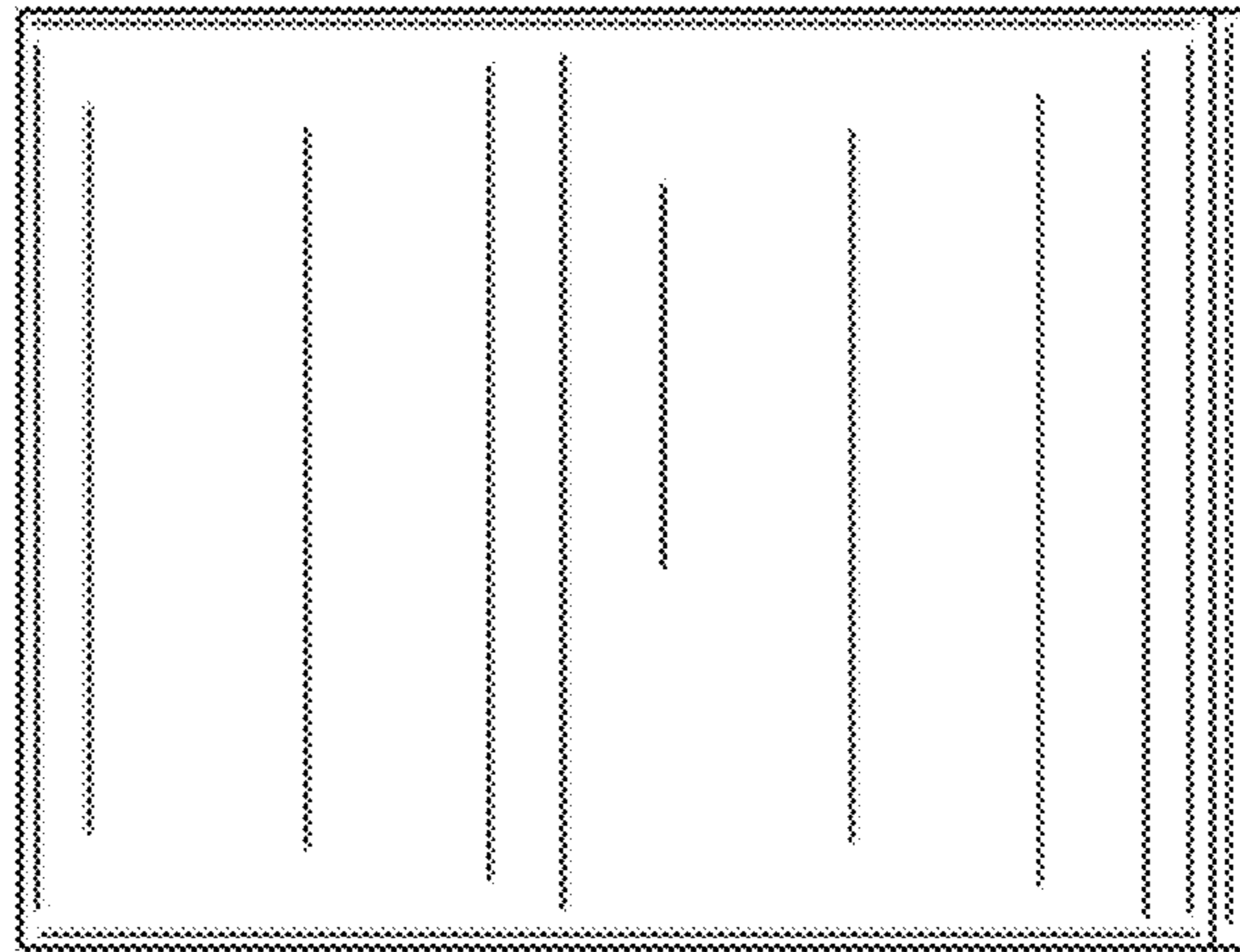


FIG. 3




FIG. 4




FIG. 5




FIG. 6

