

US00D668469S

(12) **United States Design Patent**
Siegel

(10) **Patent No.:** **US D668,469 S**

(45) **Date of Patent:** **** Oct. 9, 2012**

(54) **CHAIR**

(75) **Inventor:** **Lee M. Siegel, San Diego, CA (US)**

(73) **Assignee:** **Early Learning Resources, LLC,**
Mount Laurel, NJ (US)

(**) **Term:** **14 Years**

(21) **Appl. No.:** **29/374,267**

(22) **Filed:** **Jul. 21, 2011**

(51) **LOC (9) Cl.** **06-06**

(52) **U.S. Cl.** **D6/375**

(58) **Field of Classification Search** D6/334,
D6/336, 338, 349, 352, 363, 374-375, 380-381,
D6/491-492, 500-502; 297/175, 411.2,
297/445.1, 446.1, 446.2, 447.1-447.2, 448.1,
297/451.2, 452.11, 452.29, 461-462; 5/12.1,
5/12.2

See application file for complete search history.

D492,131 S *	6/2004	Starck	D6/375
D499,260 S *	12/2004	Glass et al.	D6/375
D512,237 S *	12/2005	Messier	D6/375
D526,796 S *	8/2006	Charlton	D6/363
D528,813 S *	9/2006	Sienkowski et al.	D6/374
D529,726 S *	10/2006	Cutler et al.	D6/334
D544,230 S *	6/2007	Glass et al.	D6/375
D547,980 S *	8/2007	Glass et al.	D6/500
D564,768 S *	3/2008	Glass et al.	D6/366
D568,626 S *	5/2008	Gharabegian	D6/374
D574,622 S *	8/2008	Neil	D6/374
D580,674 S *	11/2008	Naranjo Cardona et al.	..	D6/375
D601,357 S	10/2009	Siegel		
D614,416 S *	4/2010	Garzon	D6/375
D629,630 S *	12/2010	Saul	D6/380
D654,279 S *	2/2012	Barile	D6/360
D655,103 S *	3/2012	Barile	D6/374
D659,444 S *	5/2012	James	D6/500
D660,611 S *	5/2012	Barile	D6/374

* cited by examiner

Primary Examiner — Elizabeth Albert

Assistant Examiner — Kelley Donnelly

(74) *Attorney, Agent, or Firm* — Norman E. Lehrer

(56) **References Cited**

U.S. PATENT DOCUMENTS

2,439,322 A *	4/1948	Thaden	297/451.1
2,698,049 A *	12/1954	Lamb	297/160
2,745,468 A *	5/1956	Kramer	297/285
D255,184 S *	6/1980	Locher	D6/375
4,210,182 A *	7/1980	Danko	144/349
D341,954 S *	12/1993	Thompson	D6/374
D365,454 S *	12/1995	Thomson	D6/380
D368,383 S *	4/1996	Danko	D6/374
D422,158 S *	4/2000	Newhouse	D6/375
D458,467 S *	6/2002	Starck	D6/374
D469,970 S *	2/2003	Molteni	D6/374
D473,407 S *	4/2003	Ross	D6/500
6,634,717 B2 *	10/2003	Kown	297/446.2

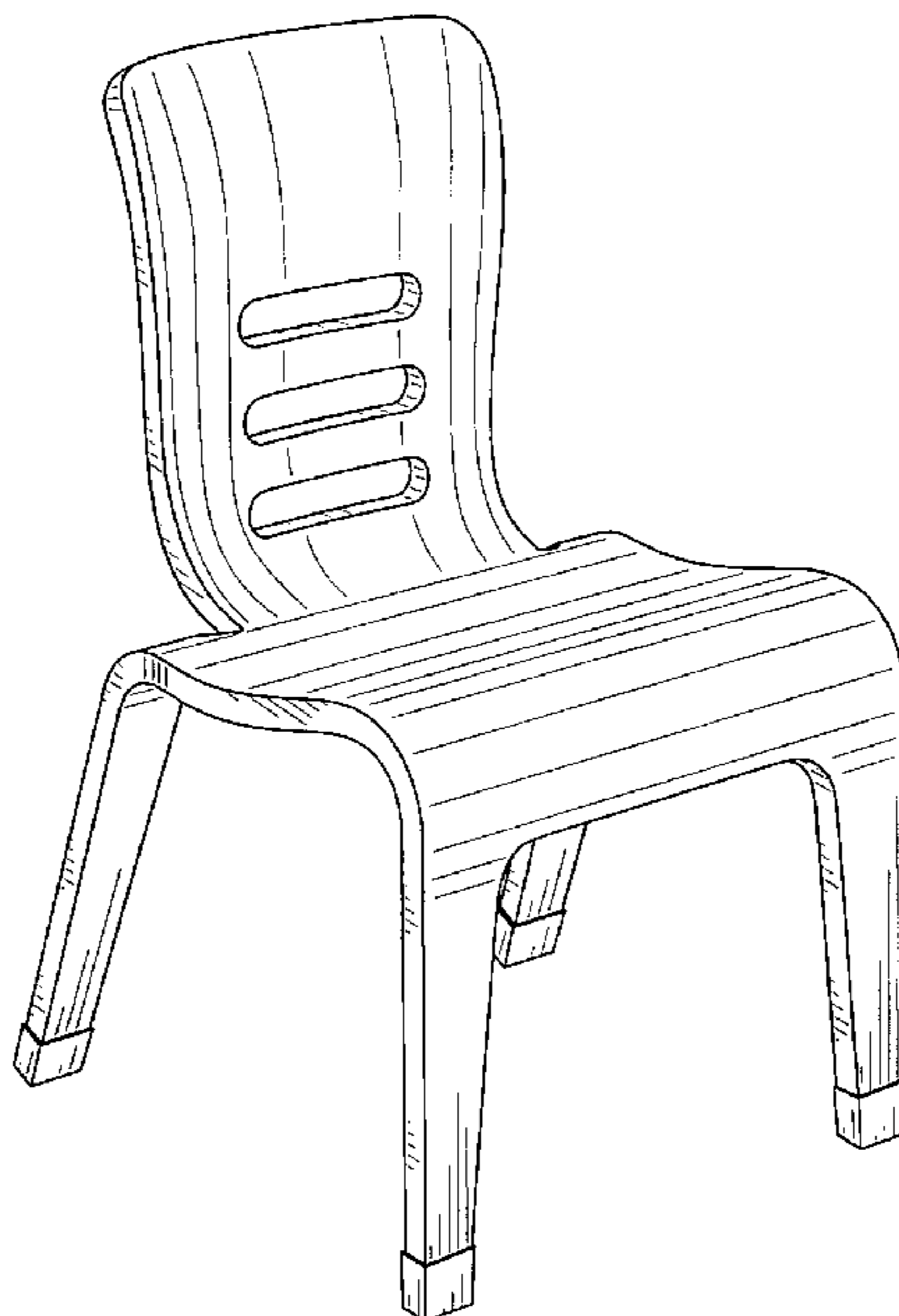
CLAIM

The ornamental design for a “chair,” as shown and described.

DESCRIPTION

FIG. 1 is a front and side perspective view showing my new design;
FIG. 2 is a front elevational view thereof;
FIG. 3 is a rear elevational view thereof;
FIG. 4 is a top plan view thereof;
FIG. 5 is a bottom plan view thereof;
FIG. 6 is a left side elevational view thereof; and,
FIG. 7 is a right side elevational view thereof.

1 Claim, 4 Drawing Sheets



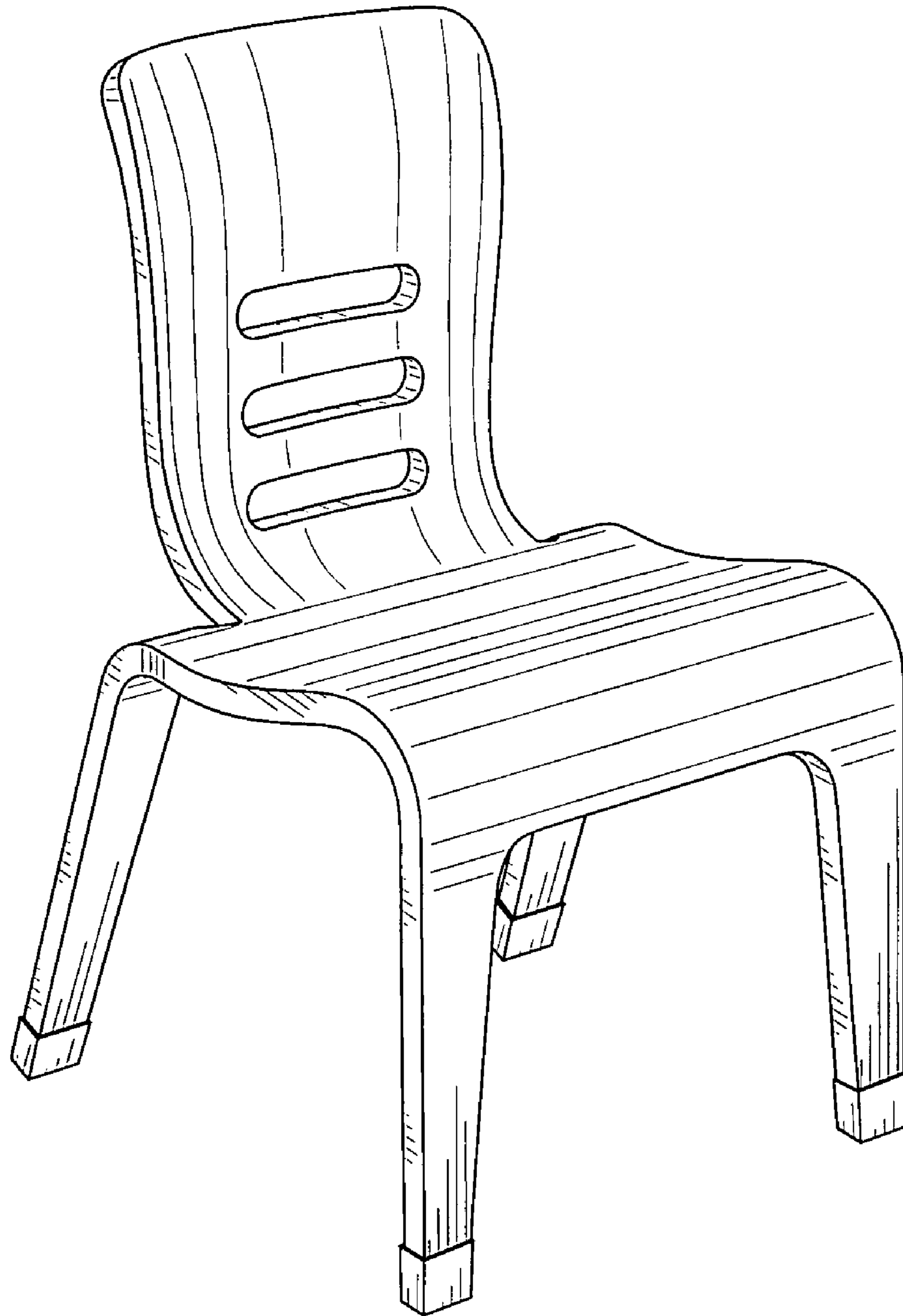


FIG. 1

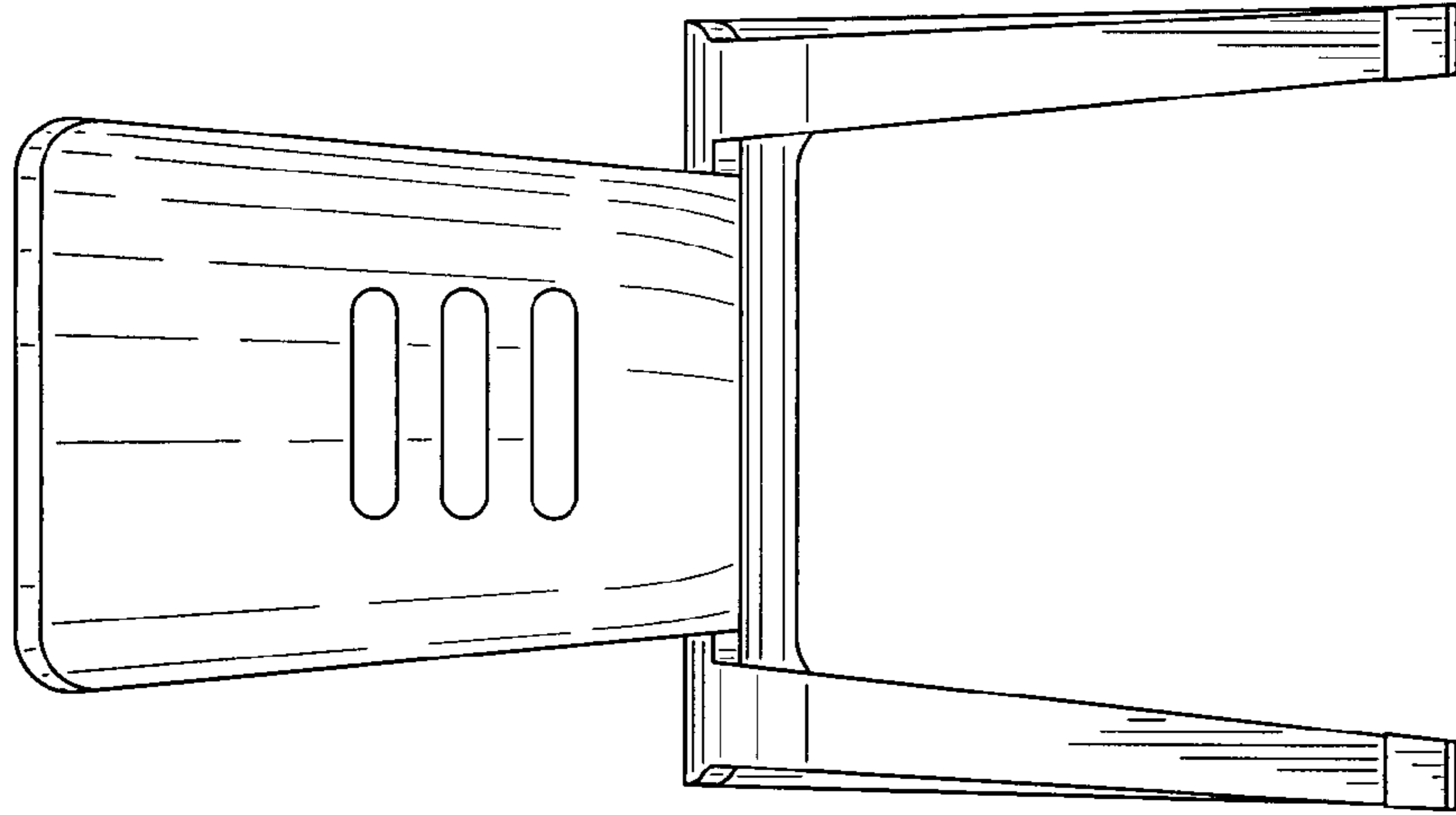


FIG. 3

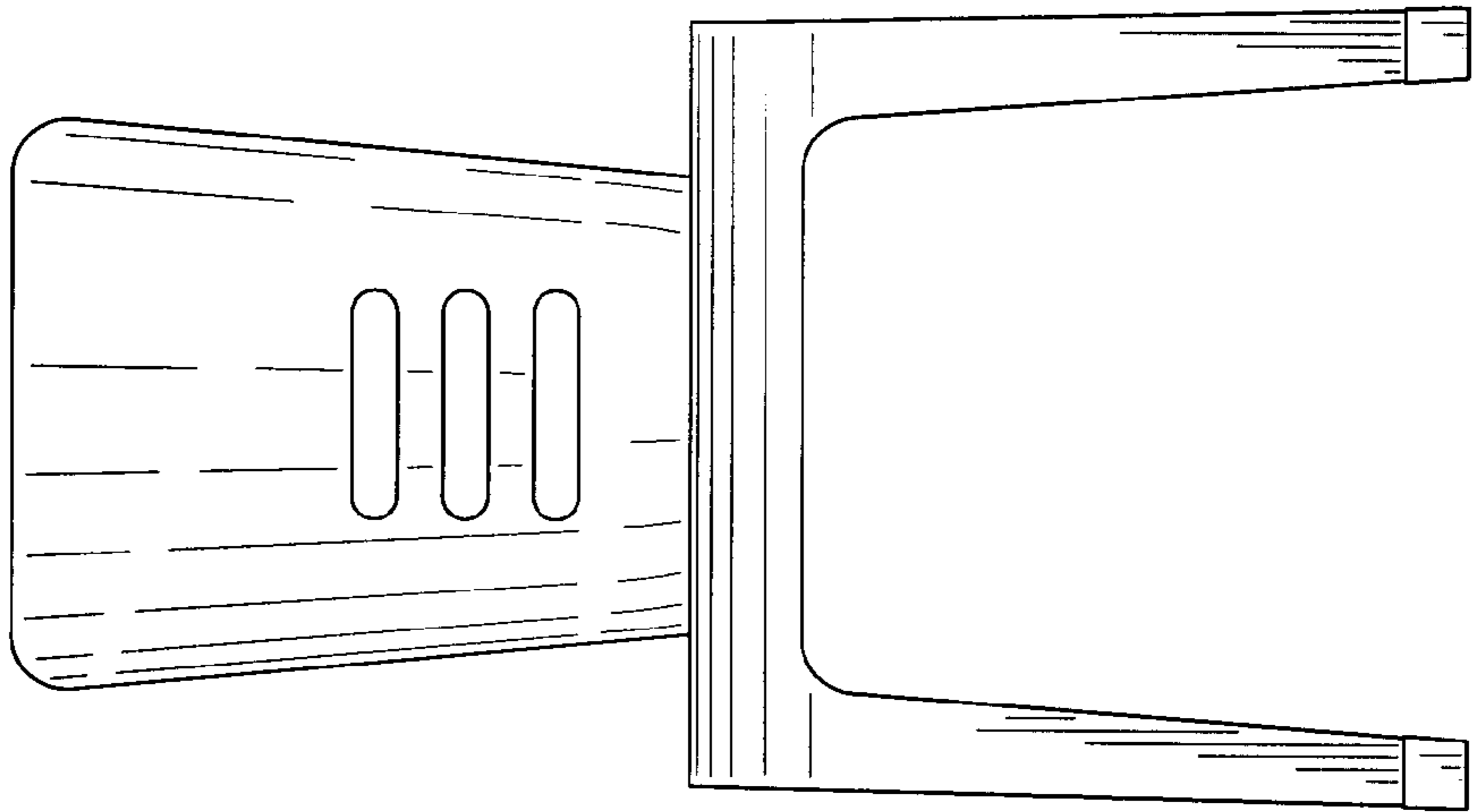


FIG. 2




FIG. 4

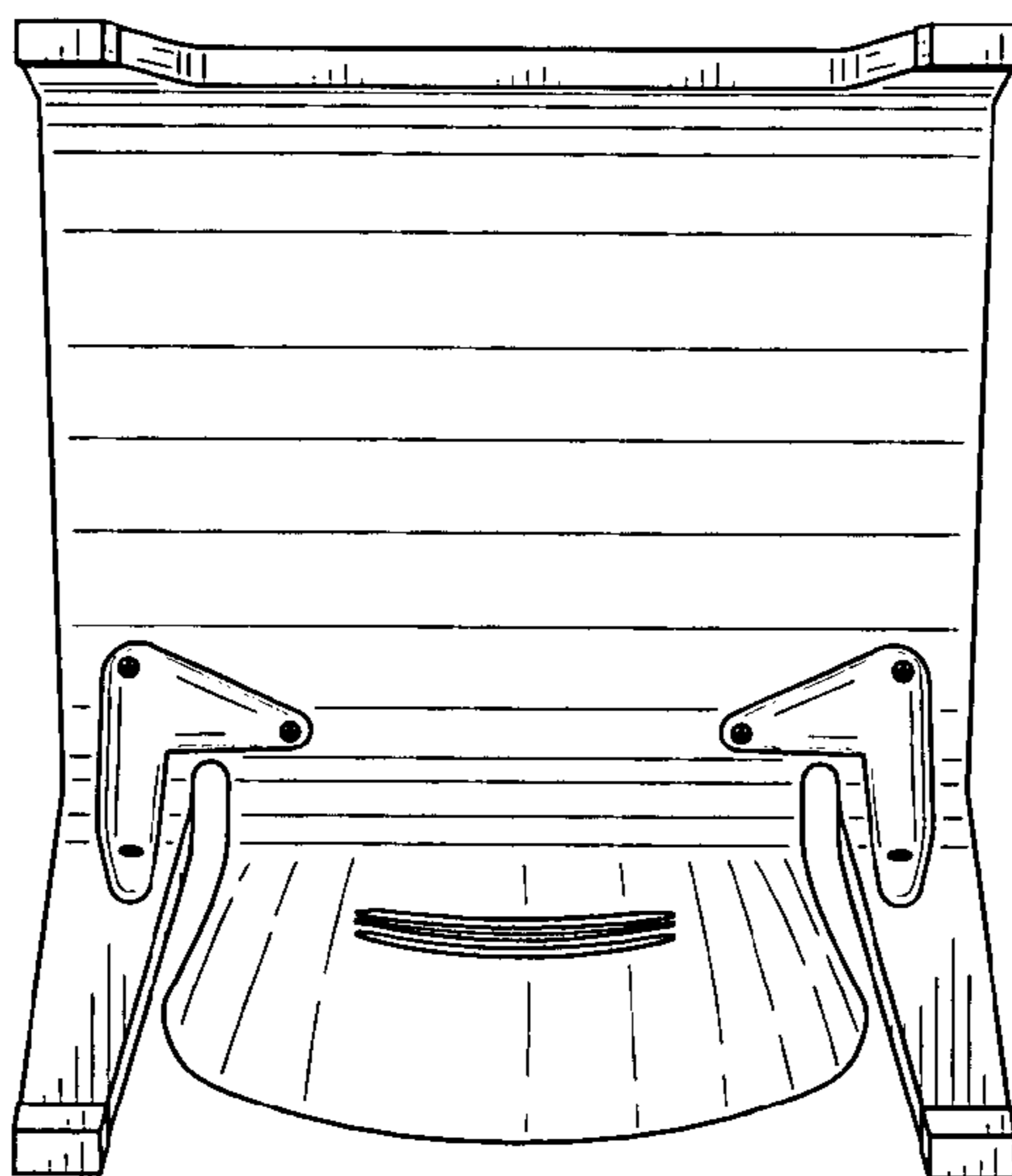


FIG. 5

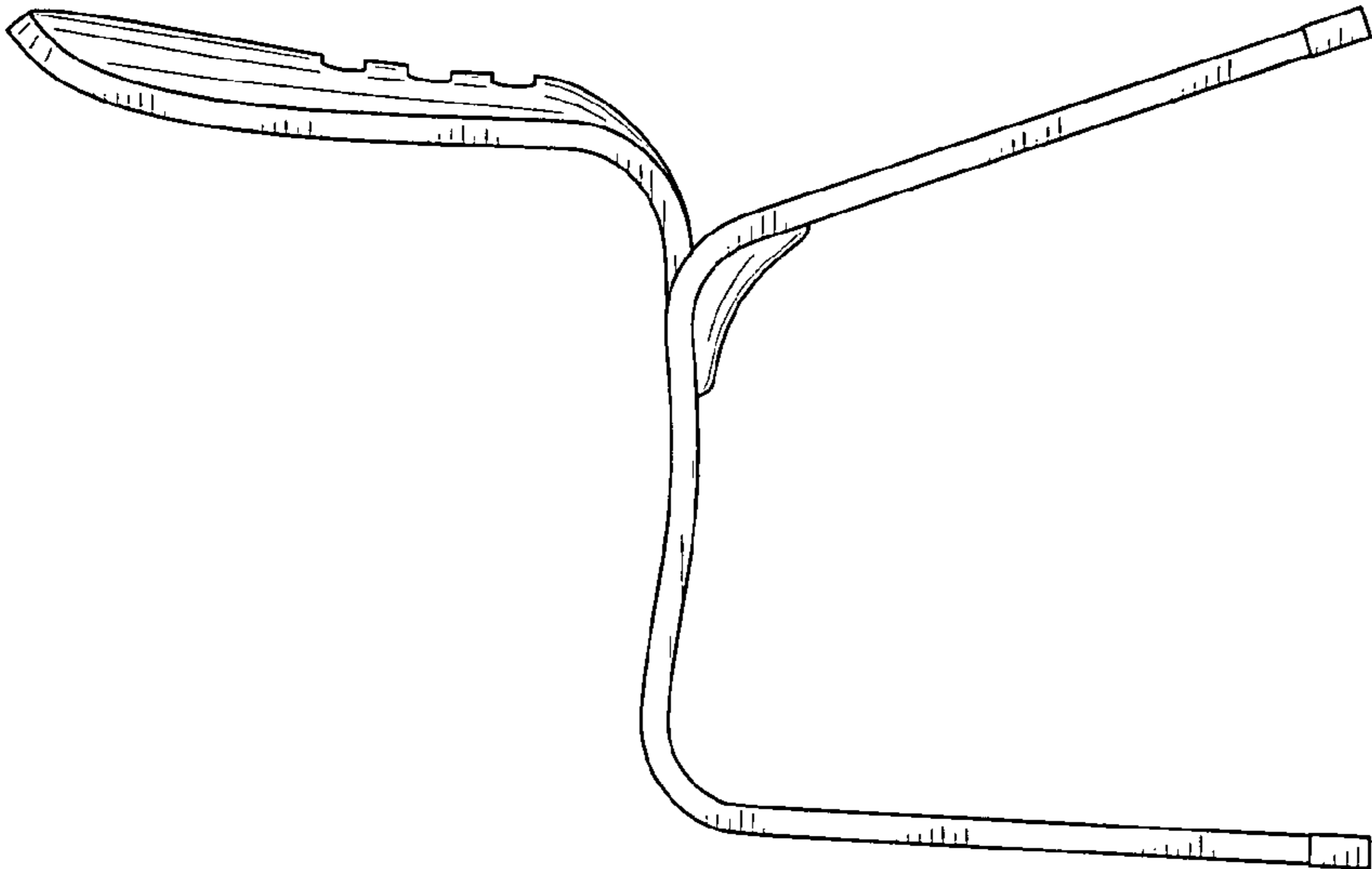


FIG. 7

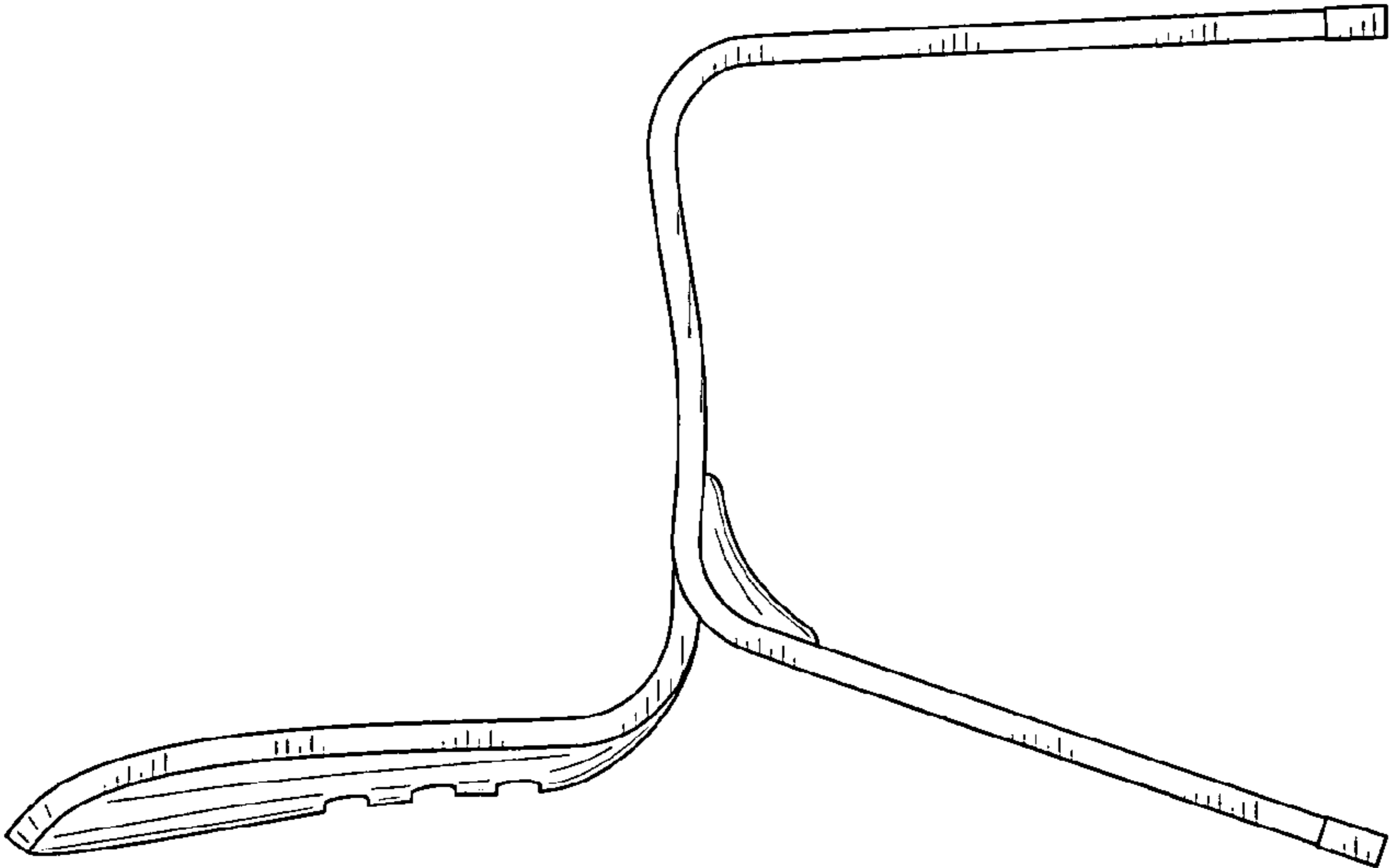


FIG. 6