



US00D668456S

(12) **United States Design Patent**
Du

(10) **Patent No.:** **US D668,456 S**

(45) **Date of Patent:** **** Oct. 9, 2012**

(54) **PROTECTIVE LAPTOP TRAVEL CASE**

(76) Inventor: **Tiffany Du**, Garden Grove, CA (US)

(**) Term: **14 Years**

(21) Appl. No.: **29/411,042**

(22) Filed: **Jan. 16, 2012**

(51) **LOC (9) Cl.** **03-01**

(52) **U.S. Cl.** **D3/285; D3/287; D3/289**

(58) **Field of Classification Search** D3/273,
D3/276, 280, 283–293, 301, 300, 294; 190/100–127,
190/900–903; 150/106, 107, 108, 110, 111,
150/112, 118; 206/320

See application file for complete search history.

(56) **References Cited**

U.S. PATENT DOCUMENTS

D258,471	S	*	3/1981	Workman	D3/286
D269,479	S	*	6/1983	Pelavin	D3/283
D281,122	S	*	10/1985	Bomes et al.	D3/287
D288,033	S	*	2/1987	Lodico et al.	D3/289
D445,252	S	*	7/2001	Klamm	D3/289
6,298,993	B1	*	10/2001	Kalozdi	190/109
D458,749	S	*	6/2002	Bruni et al.	D3/289
D480,209	S	*	10/2003	Davis et al.	D3/289
D524,049	S	*	7/2006	Hughes	D3/289
D548,965	S	*	8/2007	Aliberti et al.	D3/283
D591,045	S	*	4/2009	Chu et al.	D3/283
7,588,146	B1	*	9/2009	Salander et al.	206/320
D623,857	S	*	9/2010	Austin	D3/289
D624,752	S	*	10/2010	Fried et al.	D3/285
D625,518	S	*	10/2010	Edwards	D3/289
D647,302	S	*	10/2011	Hoang	D3/289
D655,084	S	*	3/2012	Shor et al.	D3/276
2002/0153216	A1	*	10/2002	Krulik	190/103
2004/0045781	A1	*	3/2004	Scicluna et al.	190/110

2009/0026240	A1	*	1/2009	Wang	224/575
2009/0260940	A1	*	10/2009	Gracer et al.	190/110
2009/0314594	A1	*	12/2009	Harrison et al.	190/109

* cited by examiner

Primary Examiner — Jennifer Rivard

(74) *Attorney, Agent, or Firm* — Richard D. Clarke

(57) **CLAIM**

I claim the ornamental design for a protective laptop travel case, as shown and described.

DESCRIPTION

FIG. 1 is a side elevation, front and top perspective view of the zipped closed protective laptop travel case, showing the shoulder strap detached from the shoulder strap retaining buckles;

FIG. 2 is a side elevation, front and top perspective view of the open protective laptop travel case;

FIG. 3 is a side elevation, front and top perspective view of the open protective laptop travel case, illustrating the position of an opened laptop positioned for use while inside the case;

FIG. 4 is a top plan view of the protective laptop travel case;

FIG. 5 is a front view of the protective laptop travel case;

FIG. 6 is a rear view of the protective laptop travel case;

FIG. 7 is a bottom view of the protective laptop travel case;


FIG. 8 is a side elevation view of the right side of the protective laptop travel case; and,

FIG. 9 is a side elevation view of the right side of the protective laptop travel case.

For convenience of illustration, the shoulder strap has been removed from FIGS. 2-9.

The broken line showing of environment in FIG. 3 is included for the purpose of illustration only and forms no part of the claimed design.

1 Claim, 6 Drawing Sheets



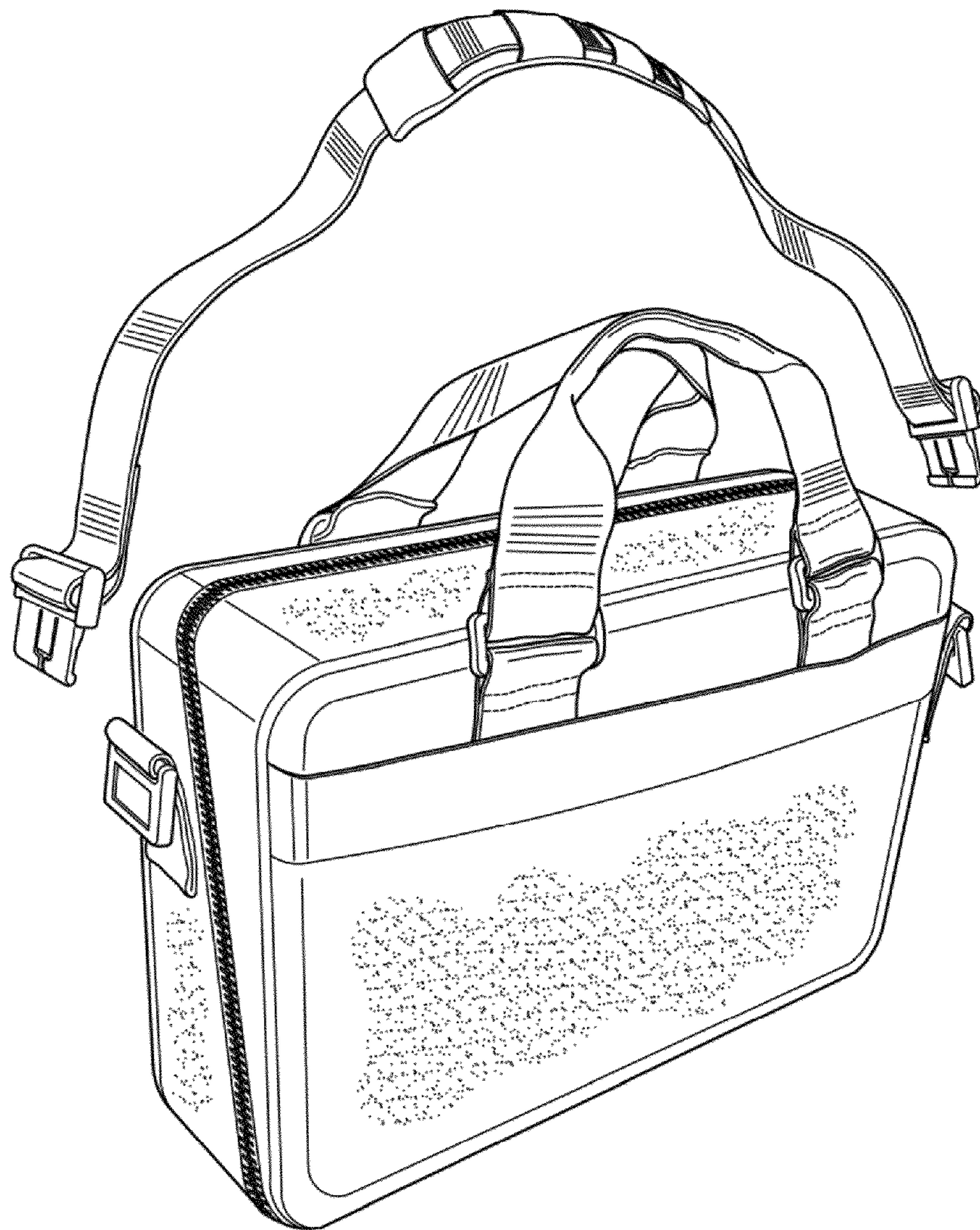


FIG. 1



FIG. 2




FIG. 3

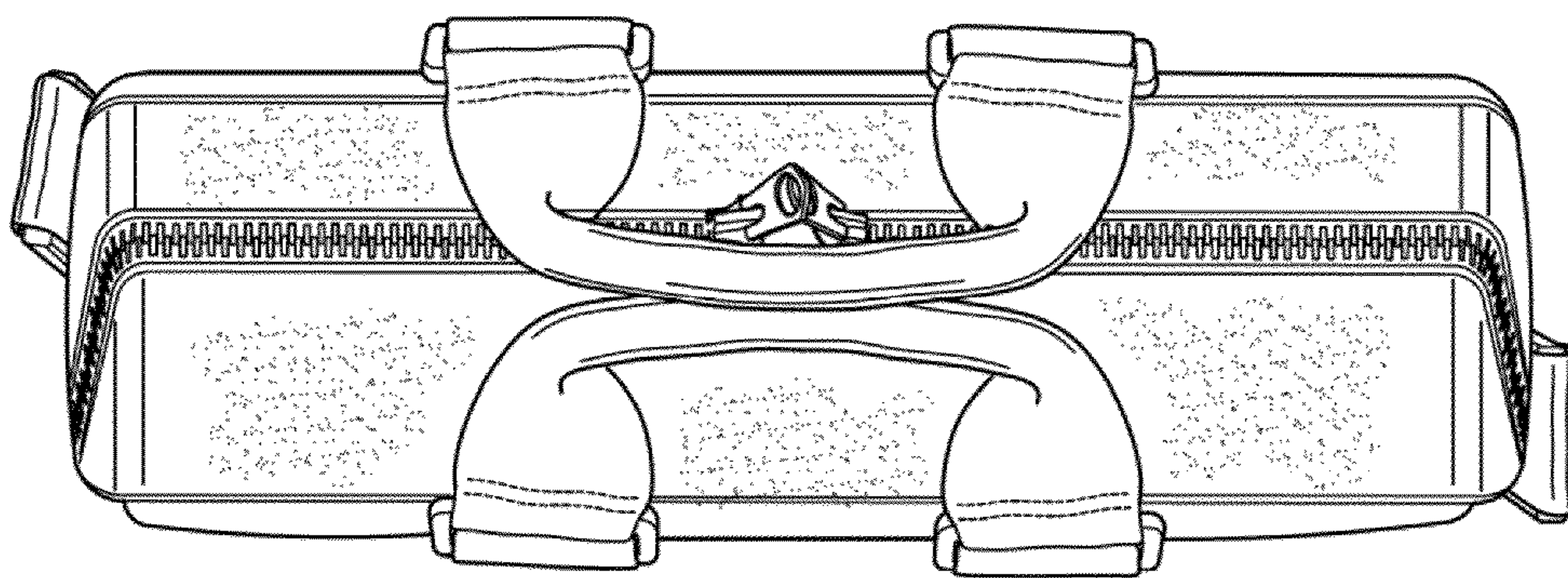


FIG. 4

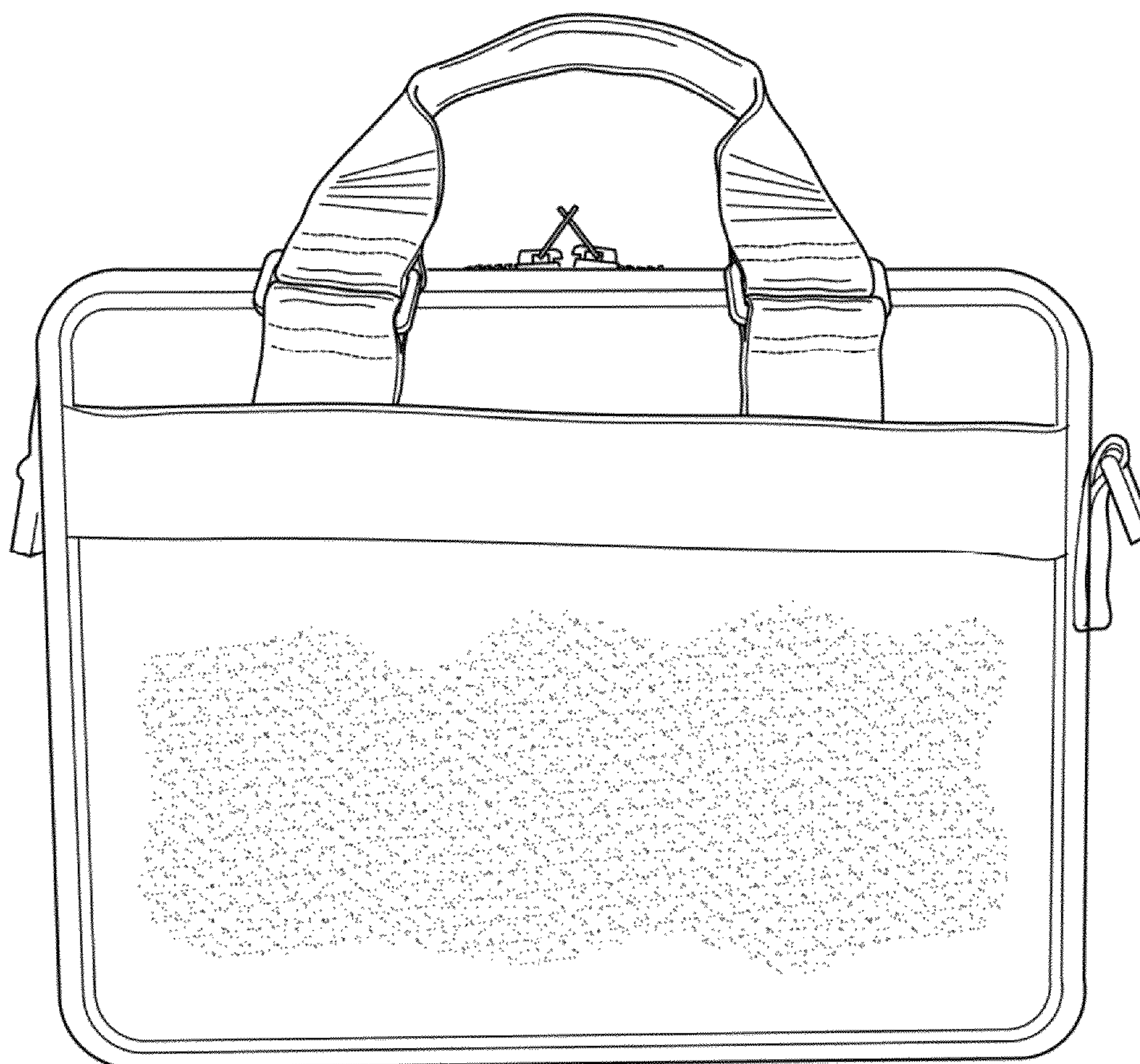


FIG. 5

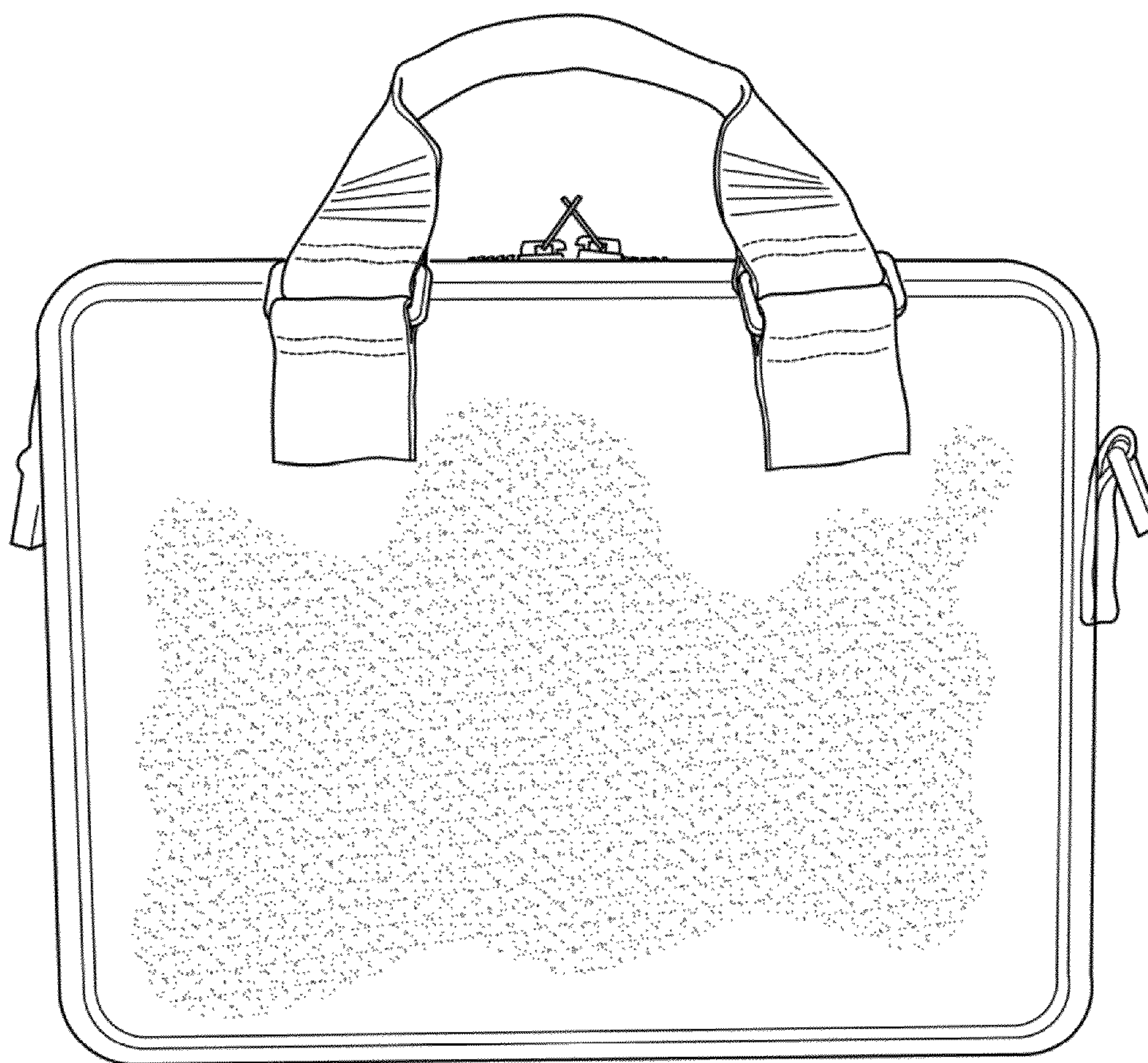


FIG. 6

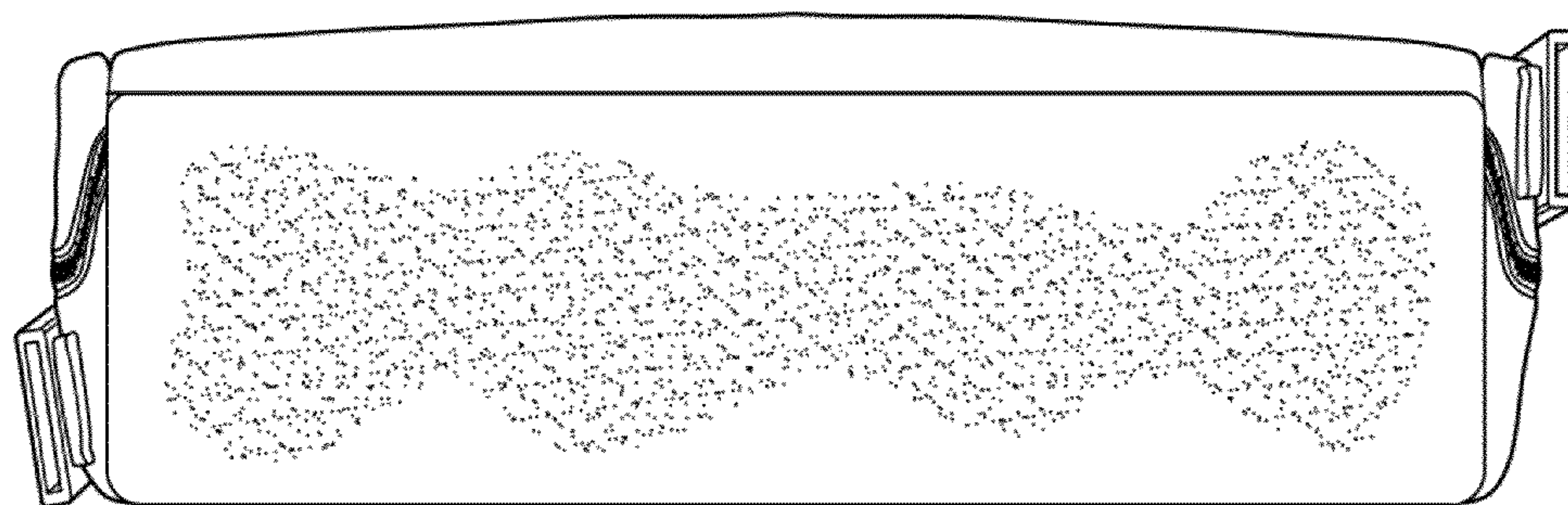


FIG. 7

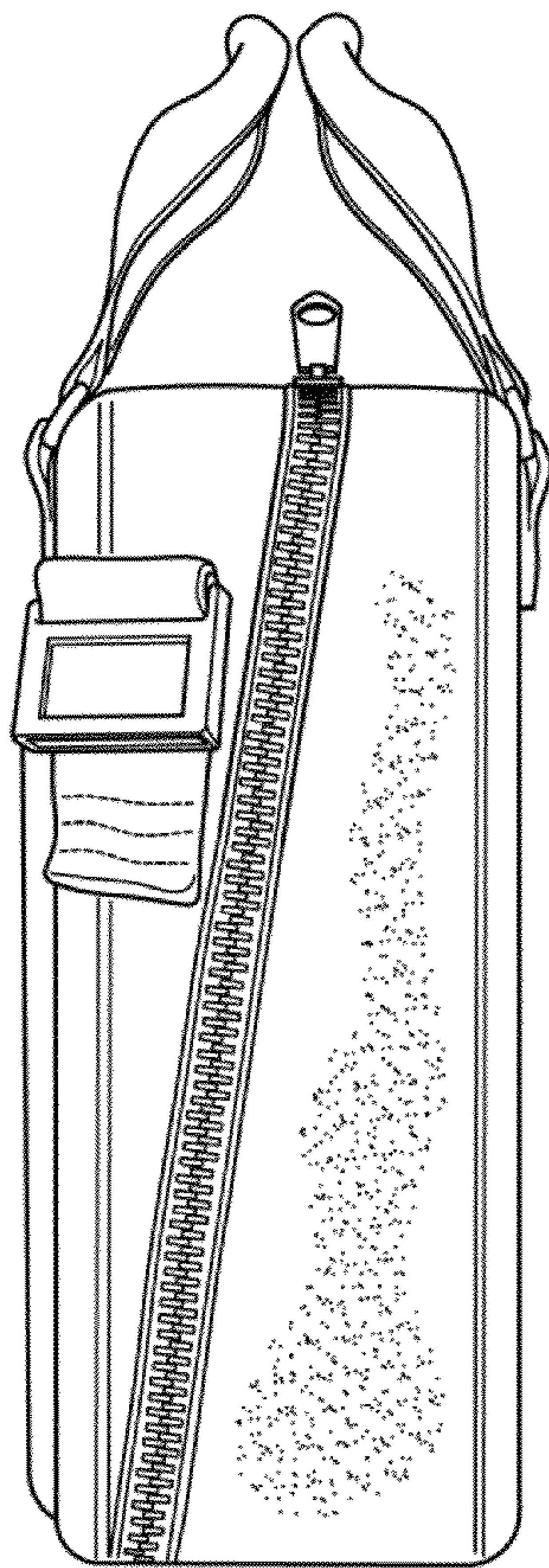


FIG. 8

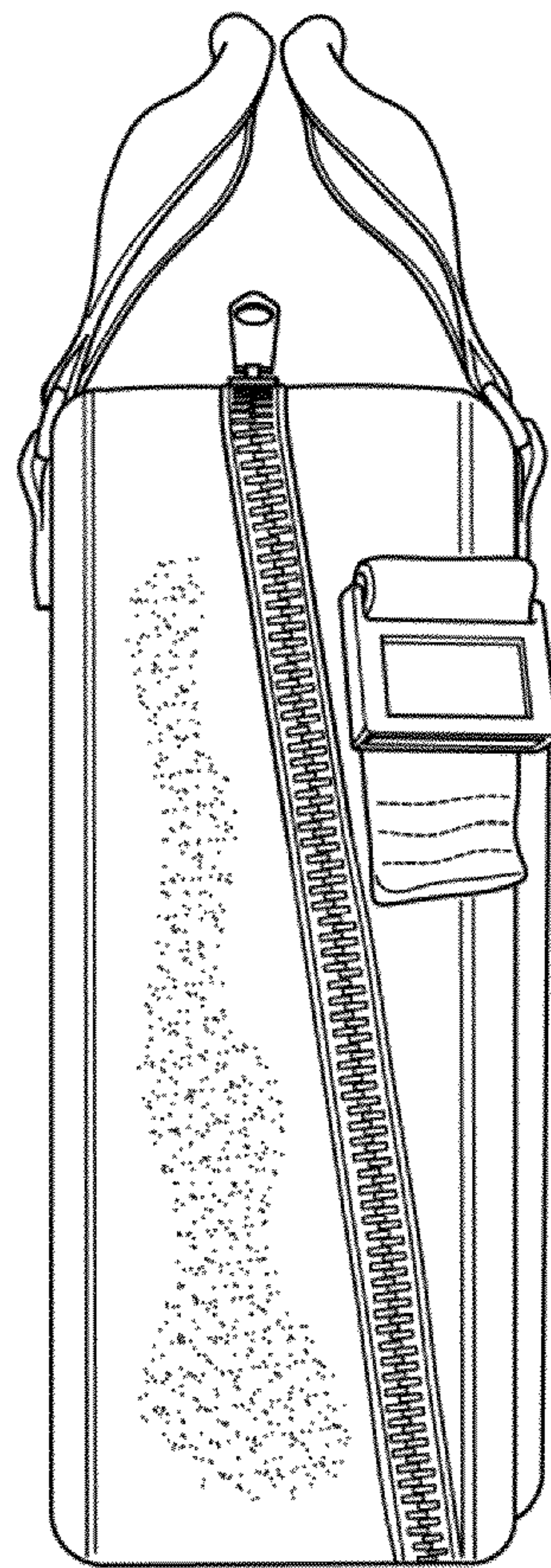


FIG. 9