



US00D668452S

(12) **United States Design Patent**
Reeder

(10) **Patent No.:** **US D668,452 S**

(45) **Date of Patent:** **** Oct. 9, 2012**

(54) **RIMMED MAT**

(75) **Inventor:** **Thomas Ward Reeder**, Fletcher, NC
(US)

(73) **Assignee:** **Thomas W. Reeder**, Fletcher, NC (US)

(**) **Term:** **14 Years**

(21) **Appl. No.:** **29/389,337**

(22) **Filed:** **Apr. 9, 2011**

(51) **LOC (9) Cl.** **03-01**

(52) **U.S. Cl.** **D3/233**

(58) **Field of Classification Search** D3/232-233,
D3/240-245; 150/100, 103-110, 113-114,
150/118-119; 383/4, 14, 62, 75, 97; 5/420,
5/425

See application file for complete search history.

(56) **References Cited**

U.S. PATENT DOCUMENTS

4,500,129	A	2/1985	Hahn	
4,607,402	A	8/1986	Pollard	
4,693,504	A	9/1987	Baker	
4,848,772	A	7/1989	Lewis	
4,873,734	A	10/1989	Pollard	
5,035,013	A	7/1991	Bloom	
5,147,102	A	9/1992	Dyer, Jr.	
D330,139	S	10/1992	Bloom	
D353,494	S	12/1994	Beger	
D407,216	S	* 3/1999	Vickers	D3/233
5,971,611	A	10/1999	Rosengren	

6,199,230	B1	3/2001	Parikh
6,254,265	B1	7/2001	MacDonald
6,393,639	B1	5/2002	Ohsner
D615,721	S	5/2010	Martin

* cited by examiner

Primary Examiner — Holly Baynham

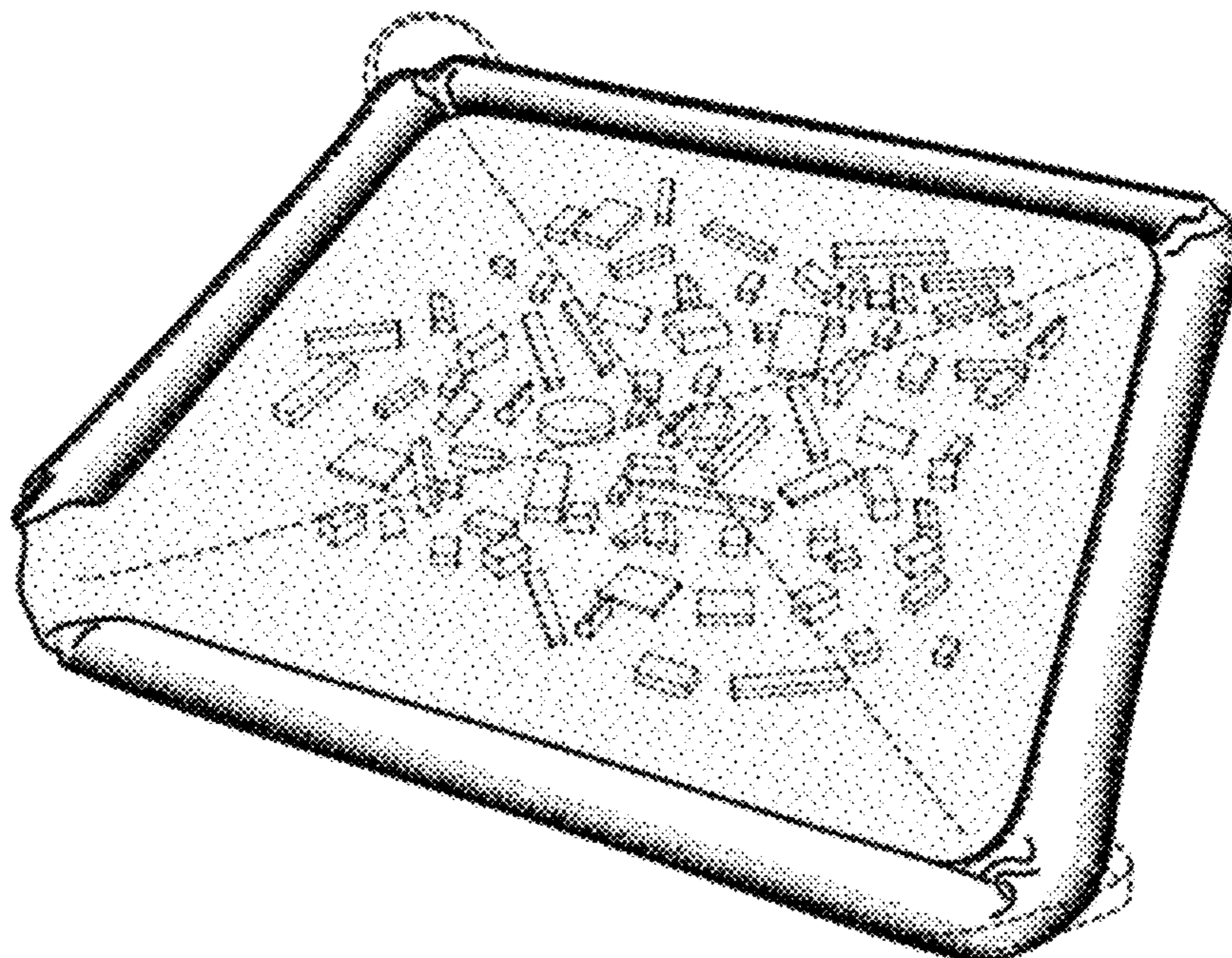
(57) **CLAIM**

The ornamental design for a rimmed mat for sorting or containing objects, as shown and described.

DESCRIPTION

FIG. 1 is a perspective view of my rimmed mat in the flat position;
 FIG. 2 is a top view thereof;
 FIG. 3 is a left side view thereof;
 FIG. 4 is a front side view thereof;
 FIG. 5 is a right side view thereof;
 FIG. 6 is a back side view thereof;
 FIG. 7 is a sectional view taken along line 7-7 of FIG. 2;
 FIG. 8 is a perspective view of my rimmed mat in the folded position;
 FIG. 9 is a top view thereof;
 FIG. 10 is a front side view thereof, the back side view being a mirror image thereto;
 FIG. 11 is a left side view thereof; and,
 FIG. 12 is a right side view thereof.
 The broken lines showing a draw string, fold lines and articles are for the purposes of illustrating environment and form no part of the claimed design.

1 Claim, 4 Drawing Sheets



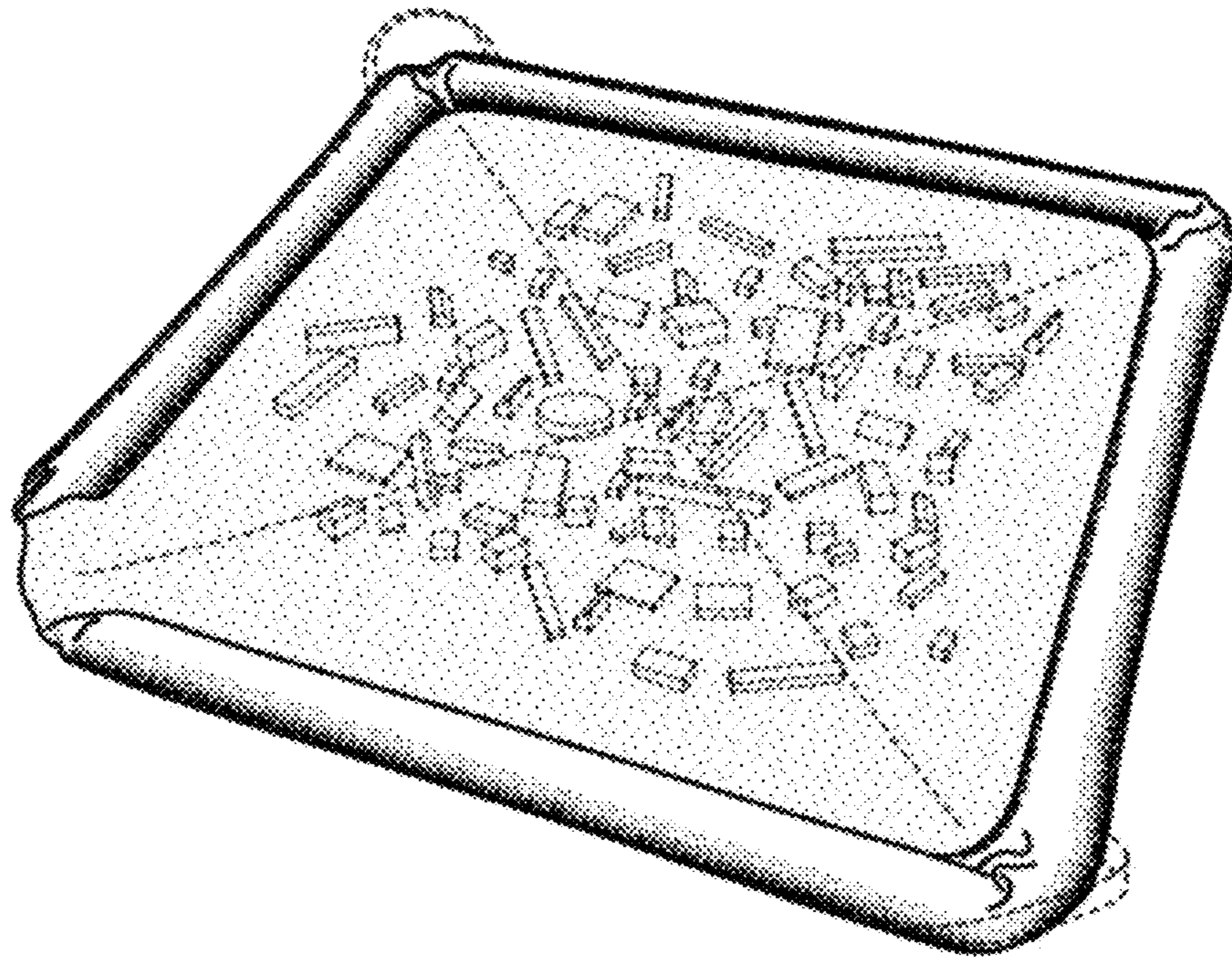


FIG. 1

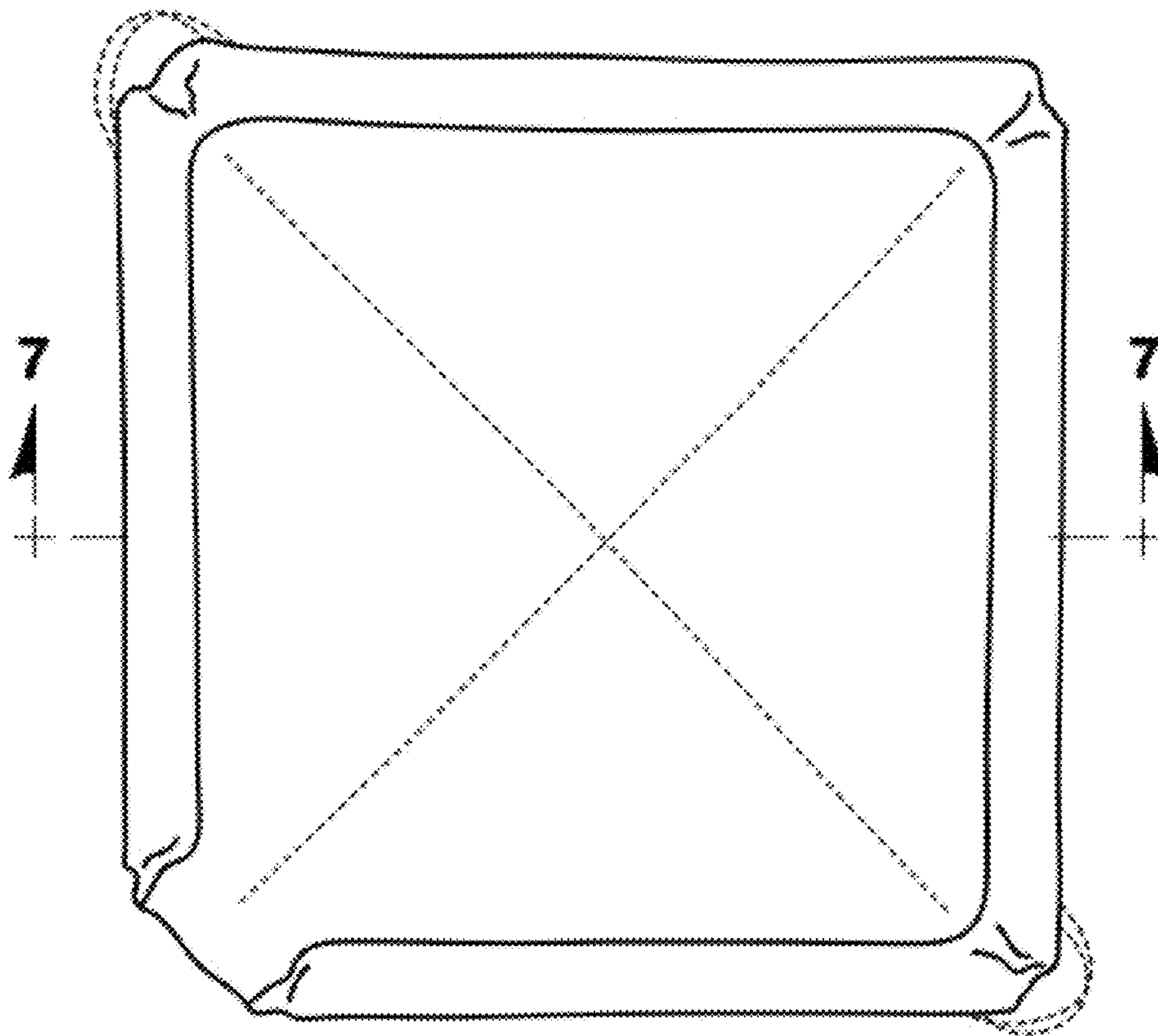


FIG. 2




FIG. 3




FIG. 4




FIG. 5




FIG. 6



FIG. 7

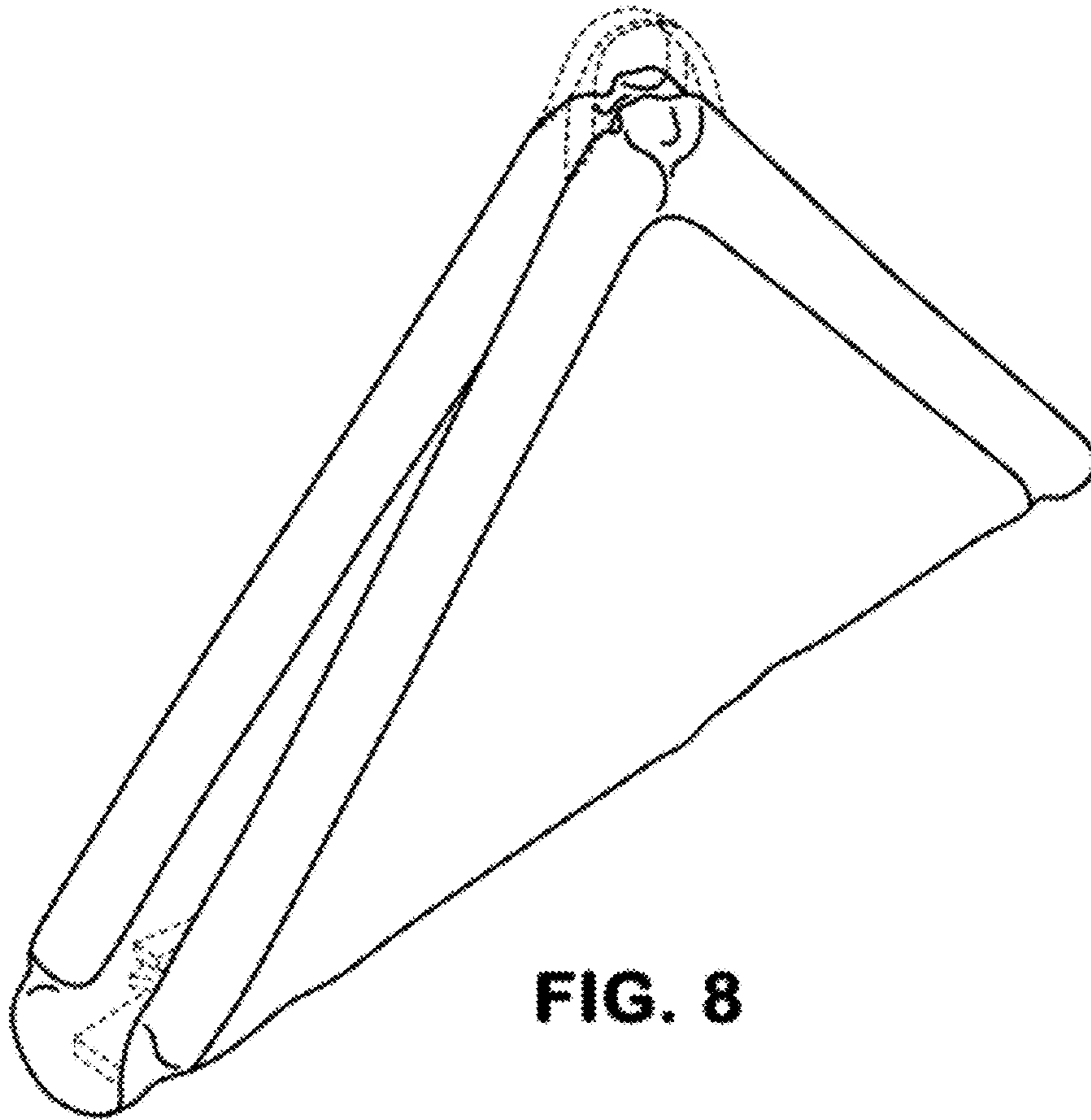


FIG. 8



FIG. 9

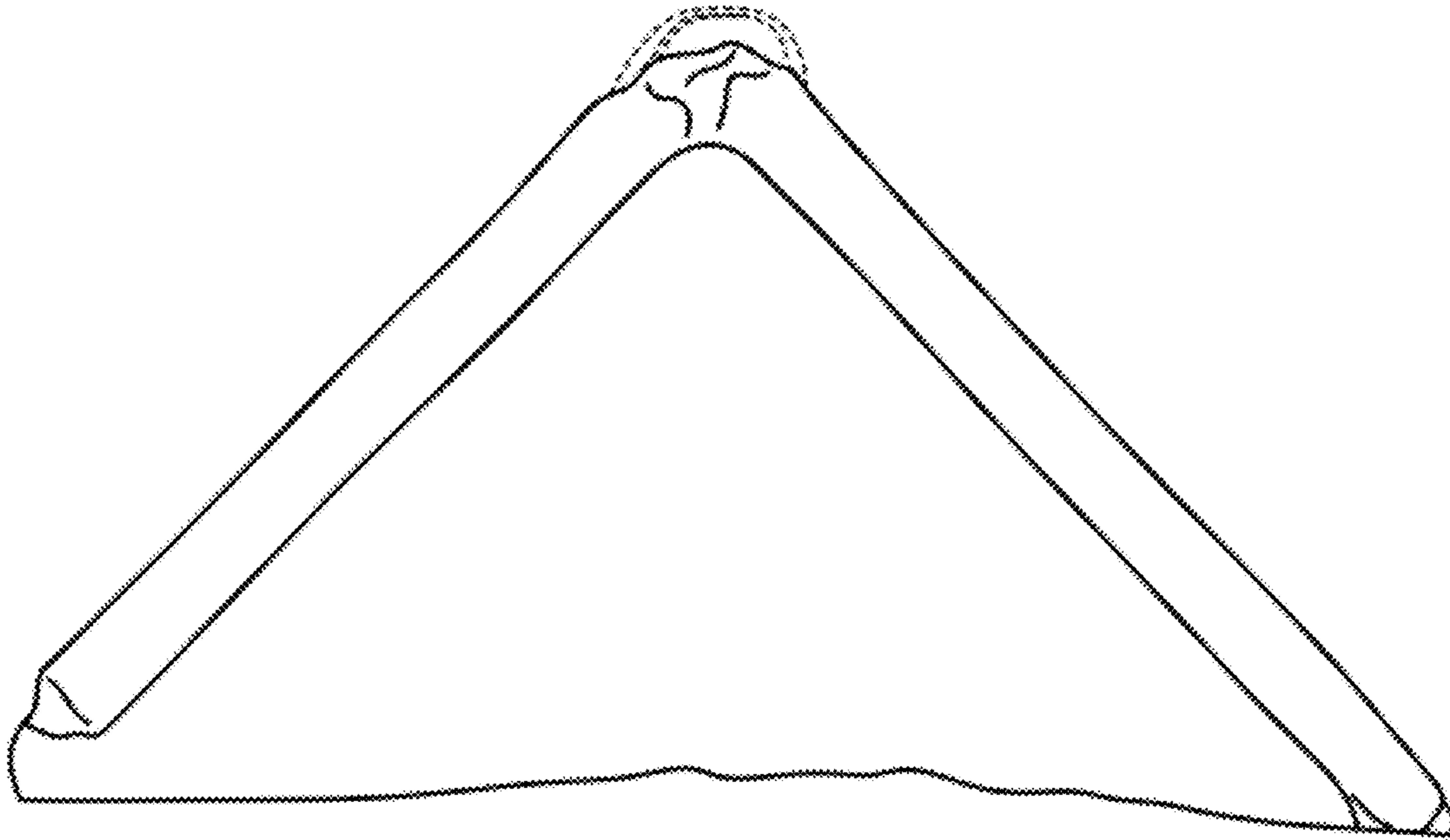


FIG. 10




FIG. 11




FIG. 12