



US00D668445S

(12) **United States Design Patent**  
**Patzak**

(10) **Patent No.:** **US D668,445 S**  
(45) **Date of Patent:** **\*\* Oct. 9, 2012**

(54) **OPERATING UNIT FOR A STANDING UMBRELLA**

(75) Inventor: **Peter K. Patzak**, Darmstadt (DE)

(73) Assignee: **Glatz AG** (CH)

(\*\*) Term: **14 Years**

(21) Appl. No.: **29/395,243**

(22) Filed: **Dec. 22, 2011**

(30) **Foreign Application Priority Data**

Jul. 4, 2011 (EM) ..... 001886391-0003

(51) **LOC (9) Cl.** ..... **03-03**

(52) **U.S. Cl.** ..... **D3/10**

(58) **Field of Classification Search** ..... D3/5-17;  
D21/836-839; 135/15.1, 16, 17, 19, 20.1,  
135/25.1, 25.4, 25.33, 26, 29-31, 33.4, 33.41,  
135/20.3; D8/325

See application file for complete search history.

(56) **References Cited**

**U.S. PATENT DOCUMENTS**

6,631,728	B2 *	10/2003	Liu	.....	135/20.3
6,722,381	B2 *	4/2004	Lai	.....	135/20.3
6,871,659	B2 *	3/2005	Tung	.....	135/20.3
7,412,985	B2 *	8/2008	Ma	.....	135/20.3
D602,686	S *	10/2009	Patzak	.....	D3/10
D644,832	S *	9/2011	Patzak	.....	D3/10
2002/0079398	A1 *	6/2002	Liu	.....	242/395
2003/0015228	A1 *	1/2003	Liu	.....	135/16
2003/0234033	A1 *	12/2003	Lai	.....	135/20.3
2005/0268953	A1 *	12/2005	Ma	.....	135/20.3

**FOREIGN PATENT DOCUMENTS**

CH	129 903	10/2003
CH	130 967	10/2004
EM	000131883-0001	5/2004
EM	000131883-0002	5/2004
EM	000259189-0001	2/2005

\* cited by examiner

*Primary Examiner* — T. Chase Nelson

*Assistant Examiner* — Ania Aman

(74) *Attorney, Agent, or Firm* — George Pappas

(57) **CLAIM**

I claim the ornamental design for an operating unit for a standing umbrella, as shown and described.

**DESCRIPTION**

FIG. 1 is a side elevation view of an operating unit for a standing umbrella showing my new design.

FIG. 2 is a perspective view of the operating unit shown in FIG. 1 excepting the operating handle being shown in an alternate, rotated position.

FIG. 3 is a front elevation view of the operating unit shown in FIG. 1.

FIG. 4 is a rear elevation view of the operating unit shown in FIG. 1.

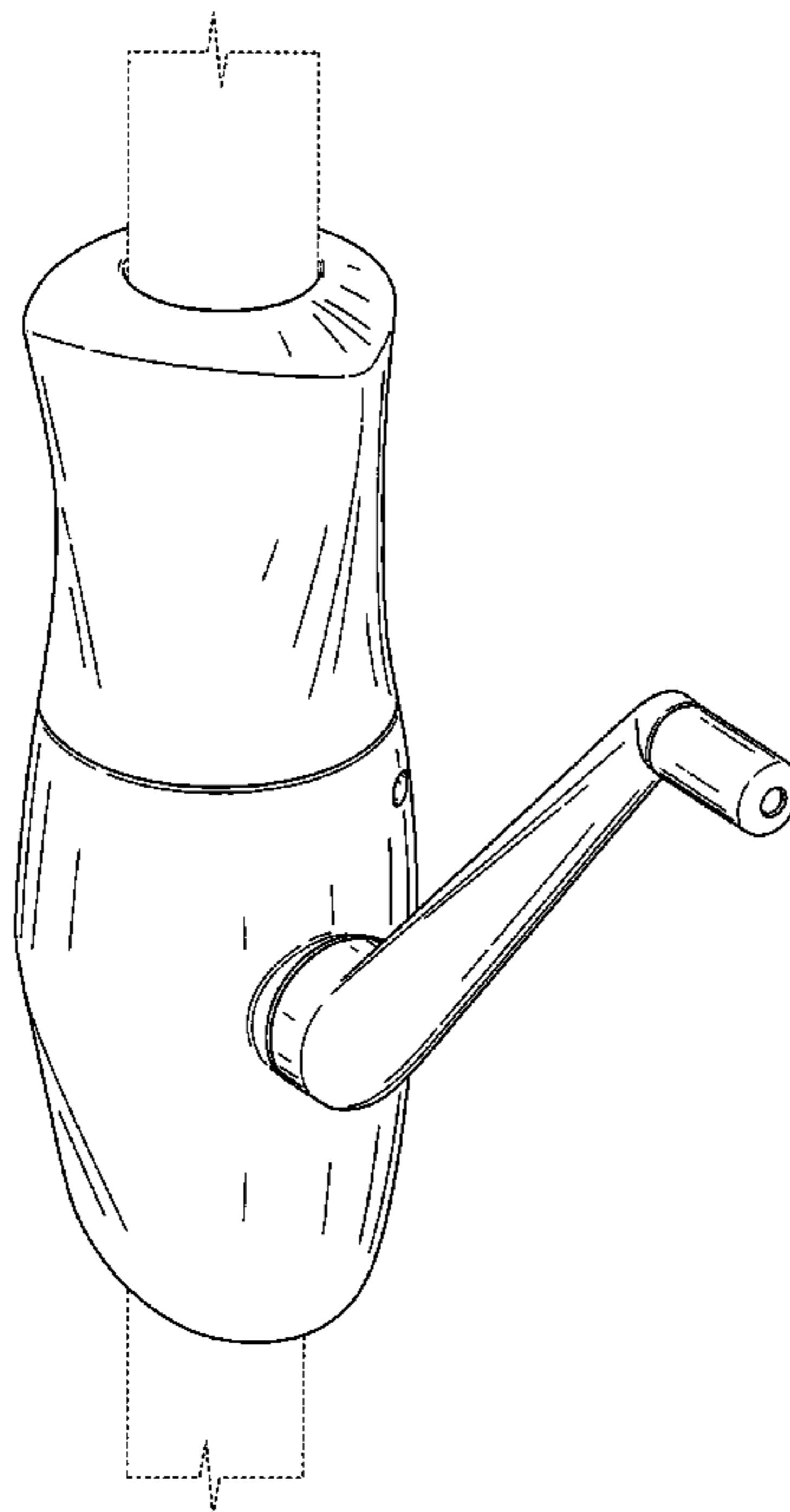
FIG. 5 is a right side elevation view of the operating shown in FIG. 1; and,

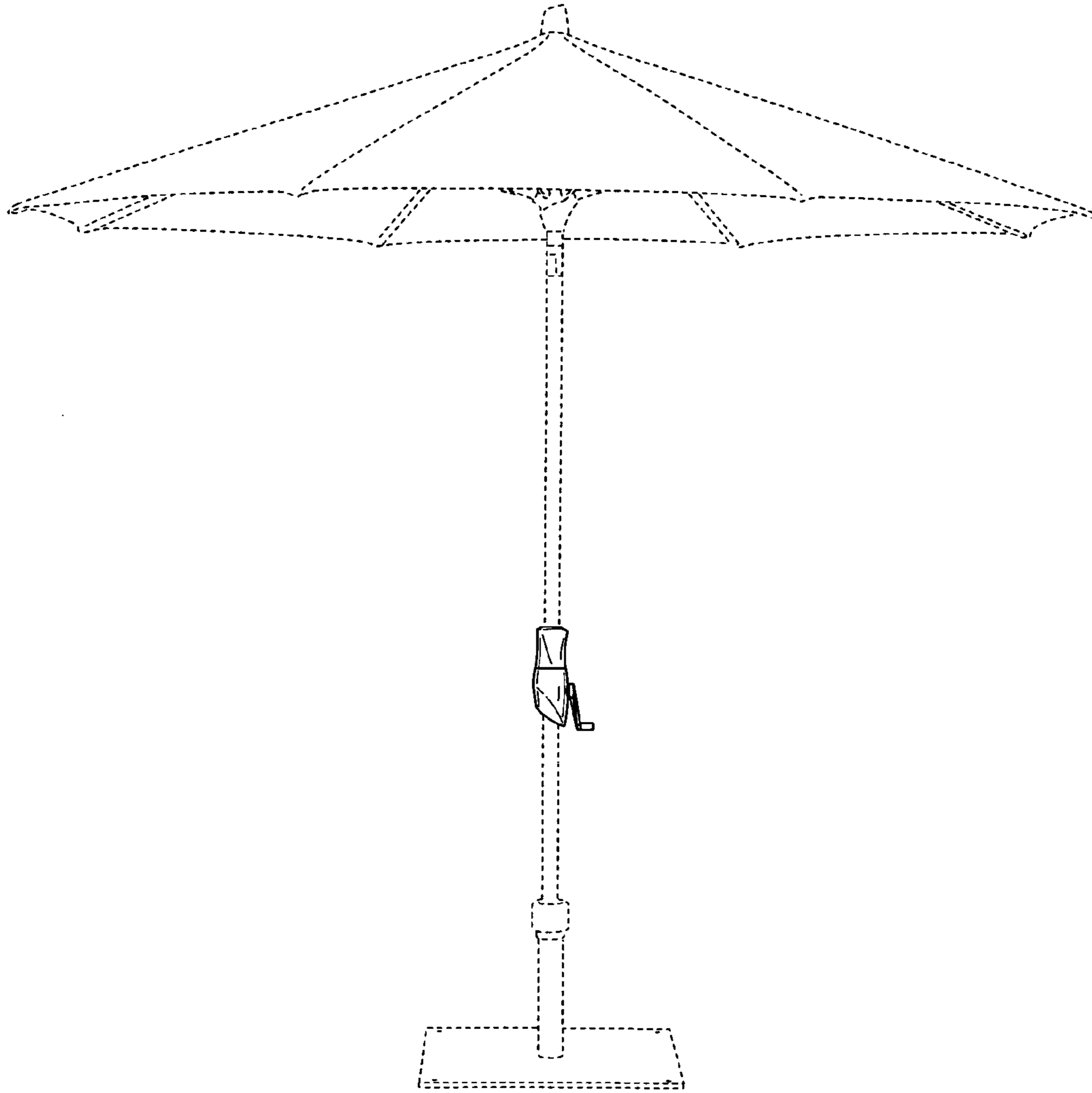
FIG. 6 is a left side elevation view of the operating unit shown in FIG. 1.

The broken lines showing environment are for illustrative purposes only and form no part of the claimed design.

The article in which the design is embodied is an operating unit used on a supporting shaft of a standing umbrella.

**1 Claim, 6 Drawing Sheets**





**FIG. 1**

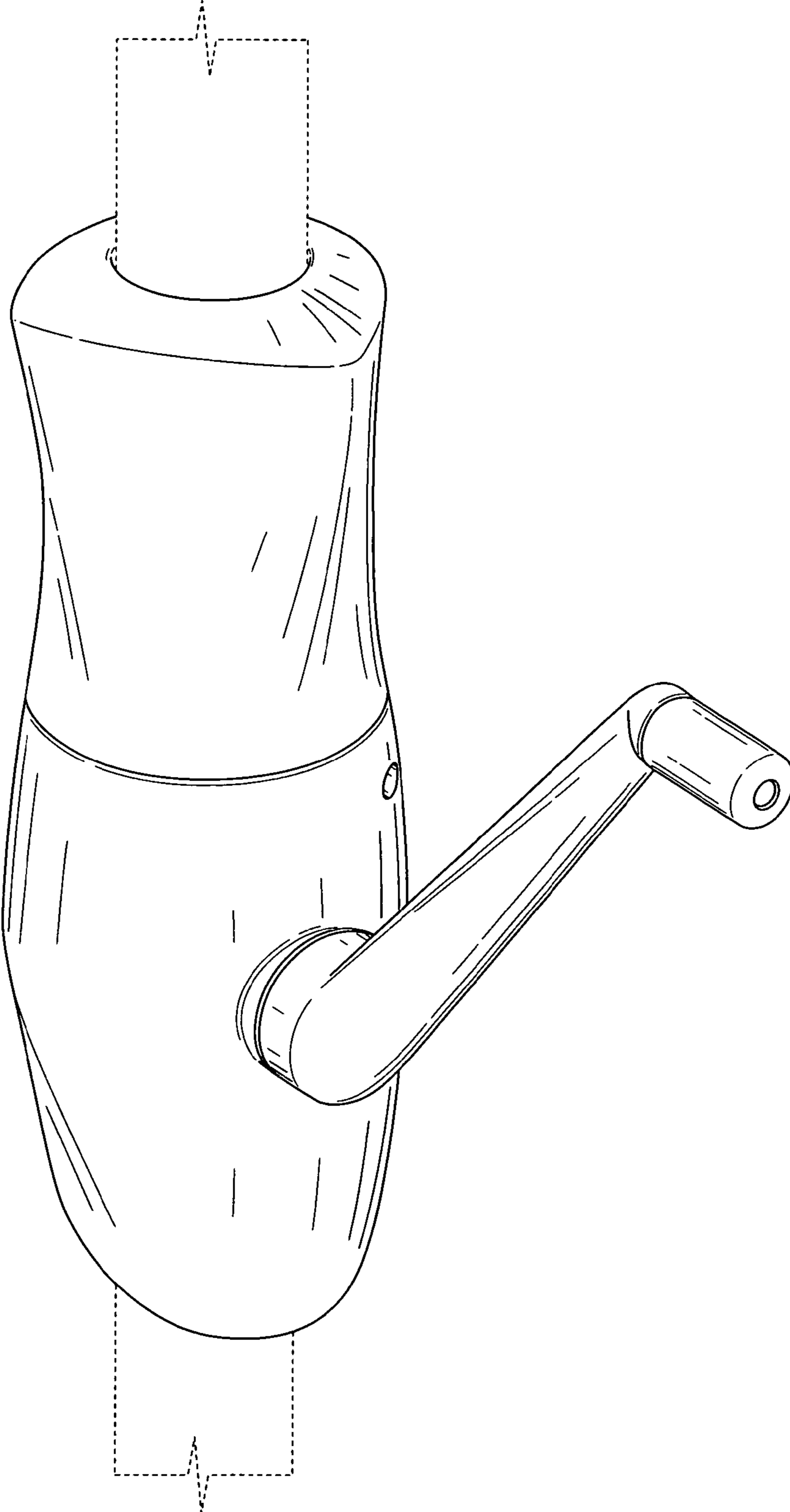
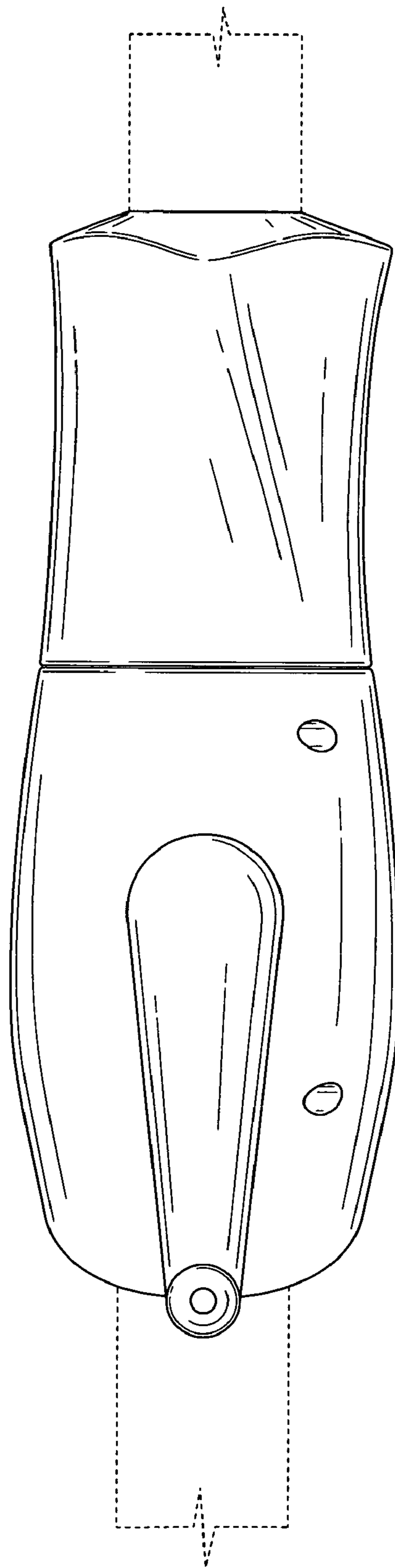
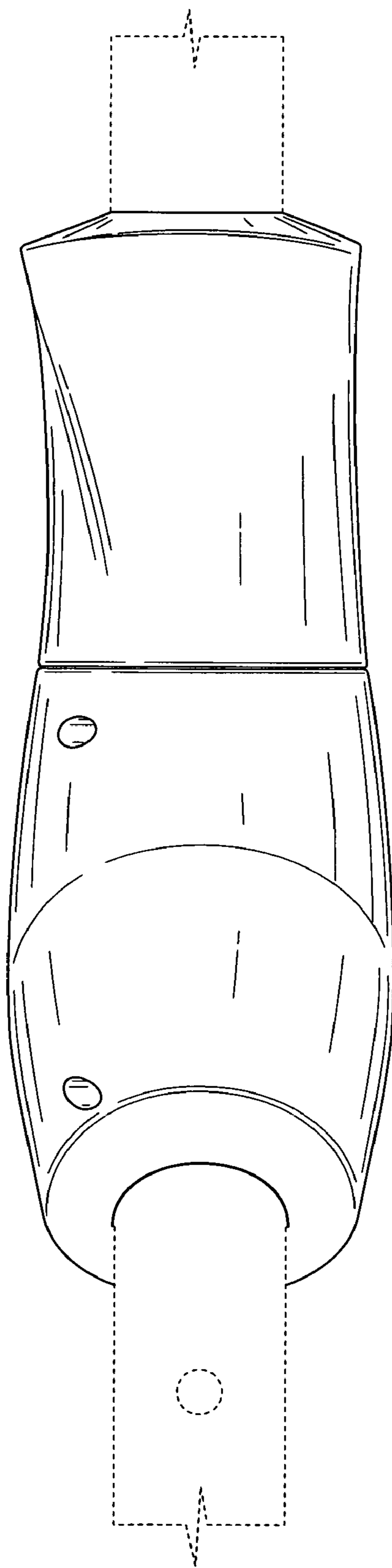


FIG. 2



**FIG. 3**



**FIG. 4**

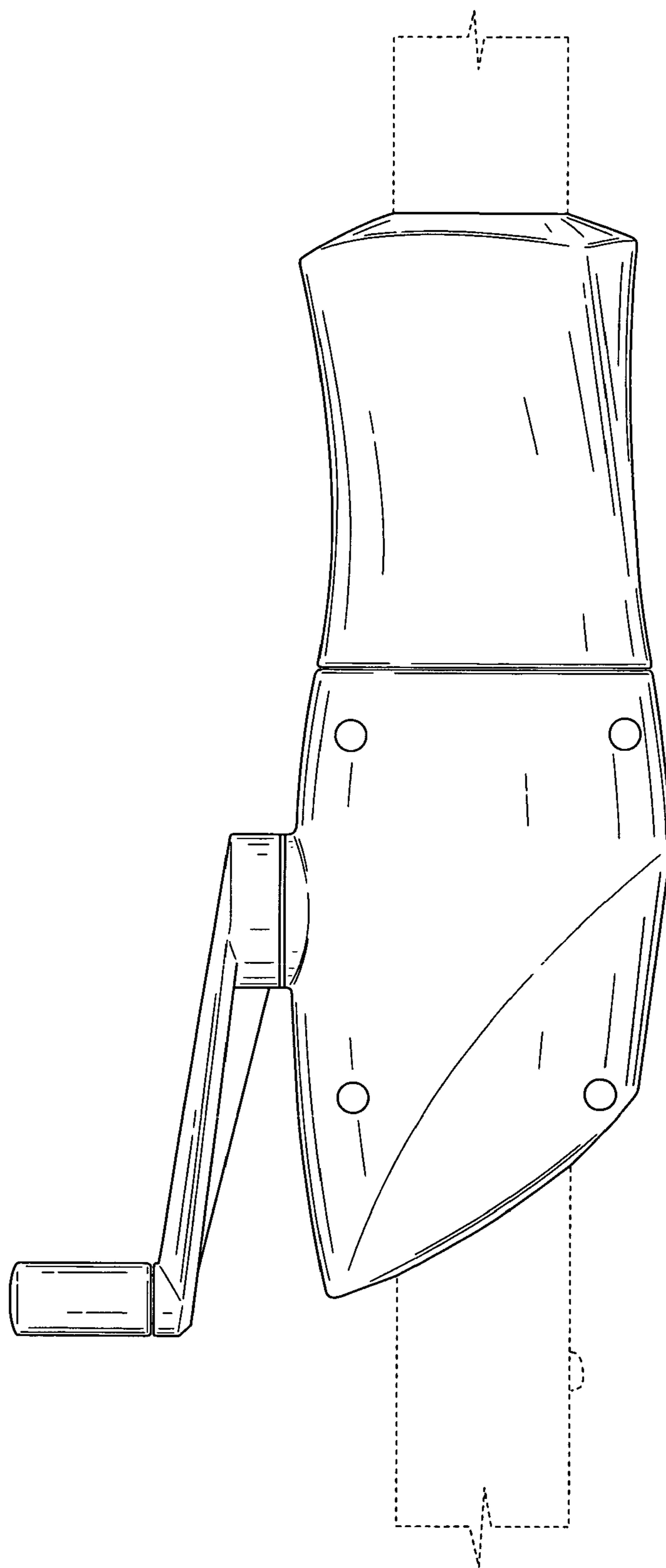


FIG. 5

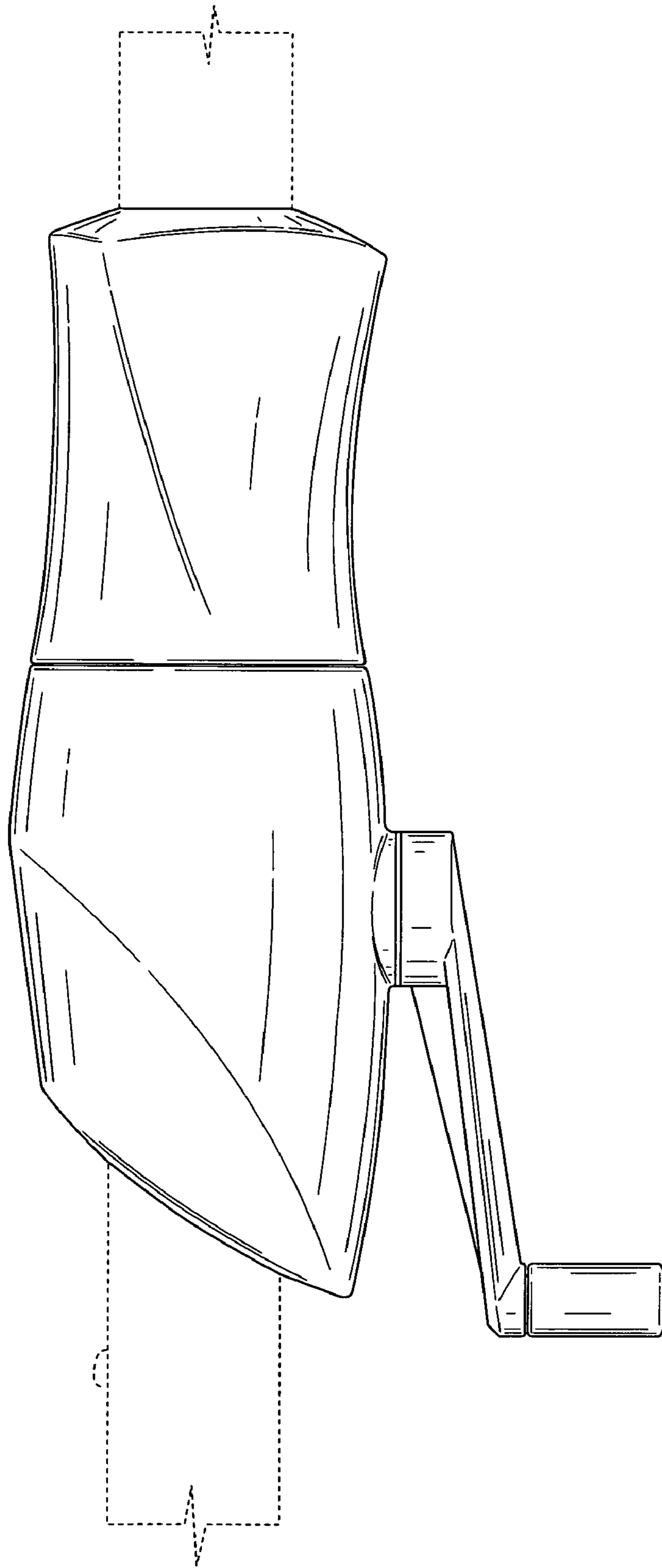


FIG. 6