



US00D668430S

(12) **United States Design Patent**  
**Martin**

(10) **Patent No.:** **US D668,430 S**  
(45) **Date of Patent:** **\*\* Oct. 9, 2012**

(54) **BRASSIERE**

(75) **Inventor:** **Juan Ramón Torres Martin**, Barcelona (ES)

(73) **Assignee:** **Actervis GmbH** (CH)

(\*\*) **Term:** **14 Years**

(21) **Appl. No.:** **29/403,685**

(22) **Filed:** **Oct. 10, 2011**

(51) **LOC (9) Cl.** ..... **02-01**

(52) **U.S. Cl.** ..... **D2/708**

(58) **Field of Classification Search** ..... D2/700,  
D2/703, 706, 708, 709, 710, 731, 736, 737;  
2/67, 109, 113; 66/171, 176; 450/1, 2, 3,  
450/34, 65, 67, 69, 70, 74, 75, 76  
See application file for complete search history.

(56) **References Cited**

U.S. PATENT DOCUMENTS

2,372,855	A *	4/1945	Reid	.....	450/85
RE24,640	E *	4/1959	Hunau	.....	450/69
3,056,411	A *	10/1962	Child	.....	450/65
3,772,899	A	11/1973	Novi		
4,531,525	A	7/1985	Richards		
4,607,640	A *	8/1986	McCusker	.....	450/1
D300,382	S *	3/1989	Keithan	.....	D2/708
4,955,846	A *	9/1990	Greenberg	.....	450/69
5,094,648	A *	3/1992	Turner	.....	450/155
5,479,791	A	1/1996	Osborne		
5,553,468	A	9/1996	Osborne		
5,690,537	A *	11/1997	Kalmus	.....	450/57
D388,587	S *	1/1998	Magidson et al.	.....	D2/706
5,944,579	A *	8/1999	Fleischman	.....	450/69

5,946,944	A	9/1999	Osborne		
6,125,664	A	10/2000	Browder, Jr.		
6,200,194	B1 *	3/2001	Grier	.....	450/64
6,287,168	B1	9/2001	Rabinowicz		
6,517,410	B1 *	2/2003	Underhill	.....	450/1
D503,509	S *	4/2005	Bell et al.	.....	D2/701
RE38,853	E	10/2005	Rabinowicz		
7,051,557	B2	5/2006	Mitchell et al.		
7,083,494	B2 *	8/2006	Sandroussi et al.	.....	450/31
7,435,155	B2 *	10/2008	Reinisch et al.	.....	450/59
D594,631	S *	6/2009	Reinisch	.....	D2/711
7,614,256	B2	11/2009	Mitchell		
7,654,115	B2 *	2/2010	Duckham et al.	.....	66/176
7,854,022	B2	12/2010	Warren et al.		
8,075,368	B2 *	12/2011	Puyaubreau	.....	450/65
2002/0022433	A1 *	2/2002	Yeung et al.	.....	450/70

\* cited by examiner

*Primary Examiner* — Karen E Eldridge Powers

(74) *Attorney, Agent, or Firm* — Larkin Hoffman Daley & Lindgren Ltd.; Craig J. Lervick

(57) **CLAIM**

The ornamental design of a brassiere, as shown and described.

**DESCRIPTION**

FIG. 1 is a front perspective front view of the brassiere in accordance with the present Invention;  
FIG. 2 is a front elevation view thereof;  
FIG. 3 is a back elevation view thereof;  
FIG. 4 is a first side elevation view thereof;  
FIG. 5 is an opposite side elevation view thereof;  
FIG. 6 is a top front perspective view thereof; and,  
FIG. 7 is a bottom front perspective view thereof.

**1 Claim, 7 Drawing Sheets**

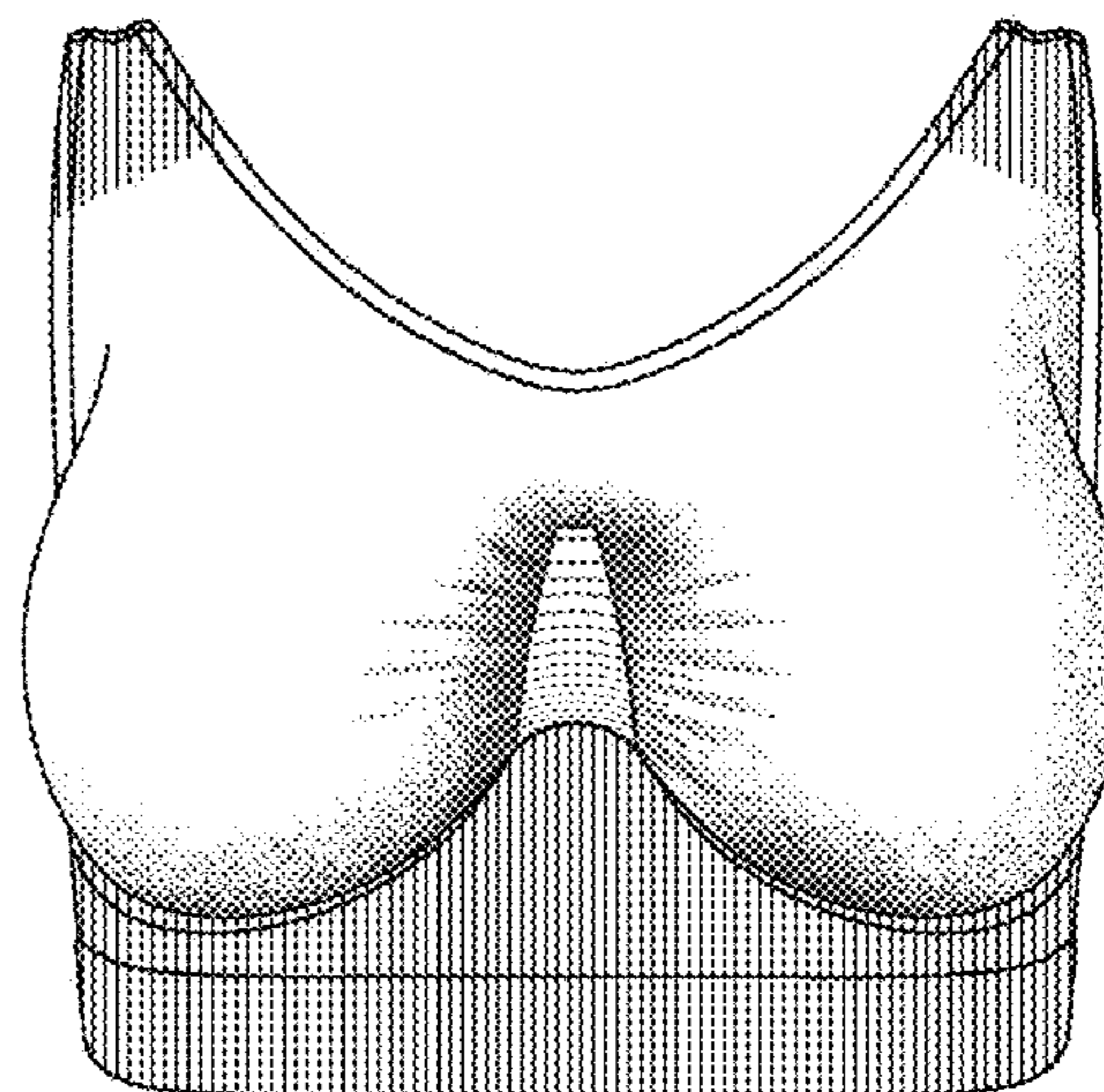
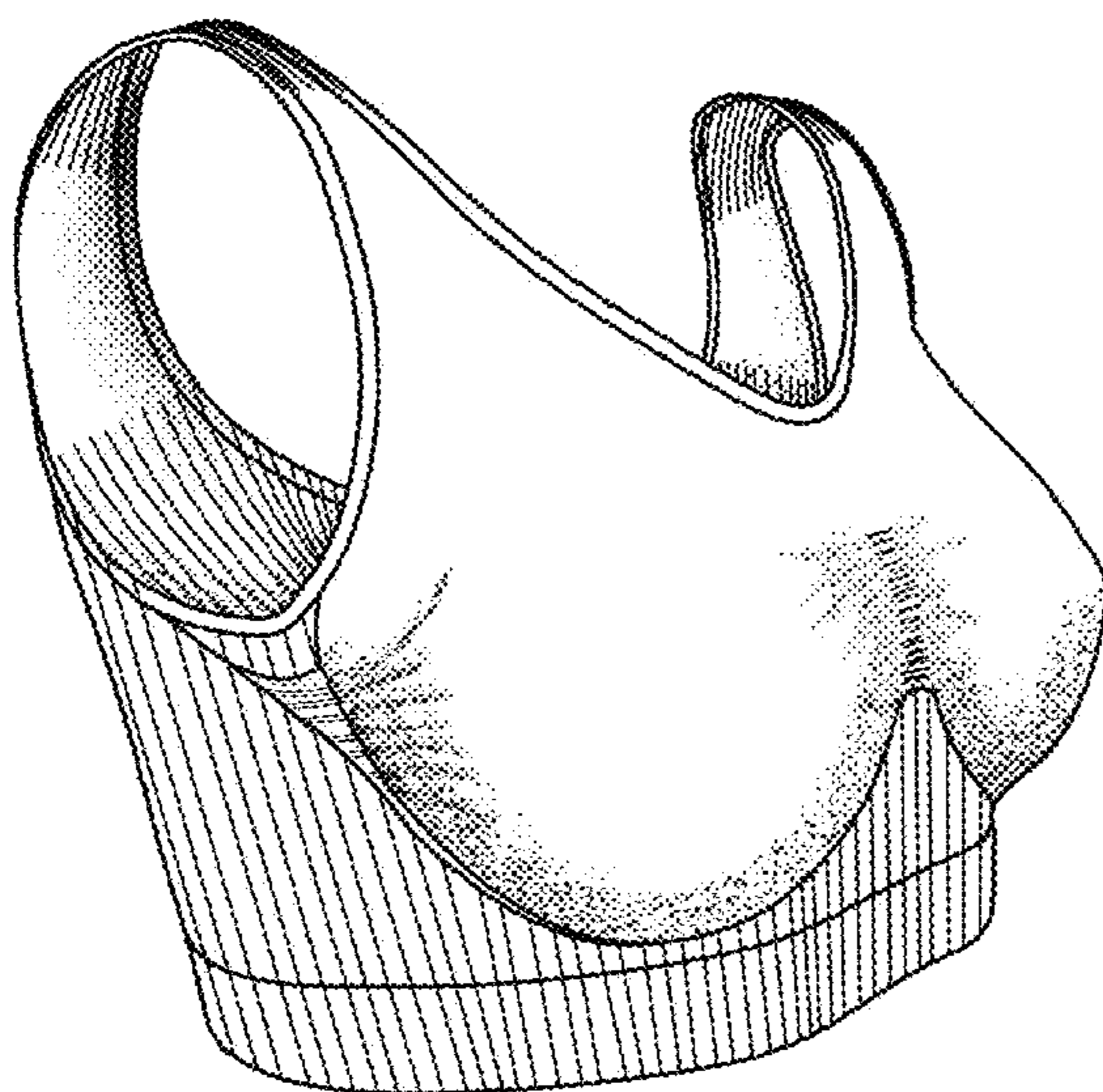


Fig. 1

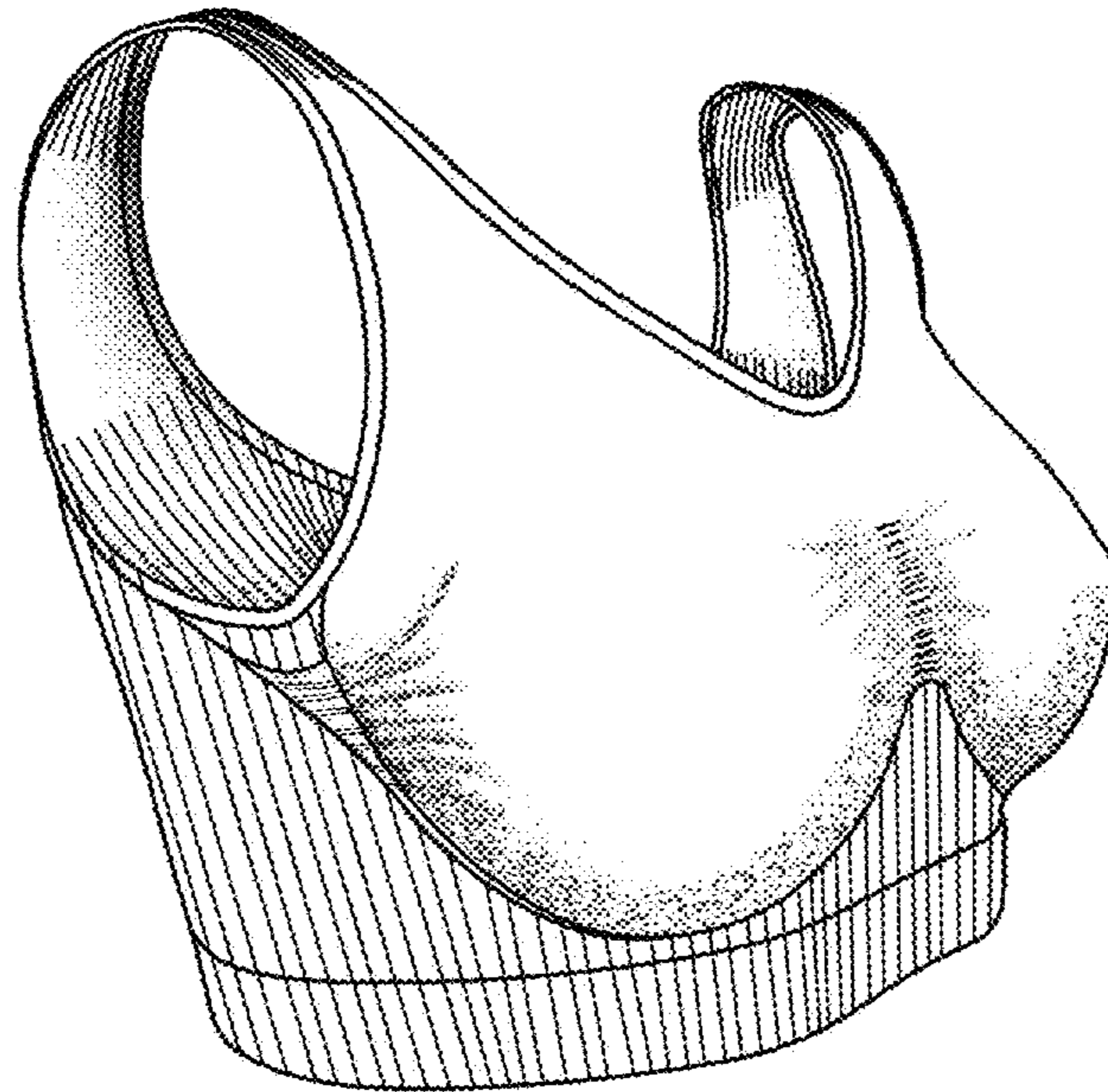


Fig. 2

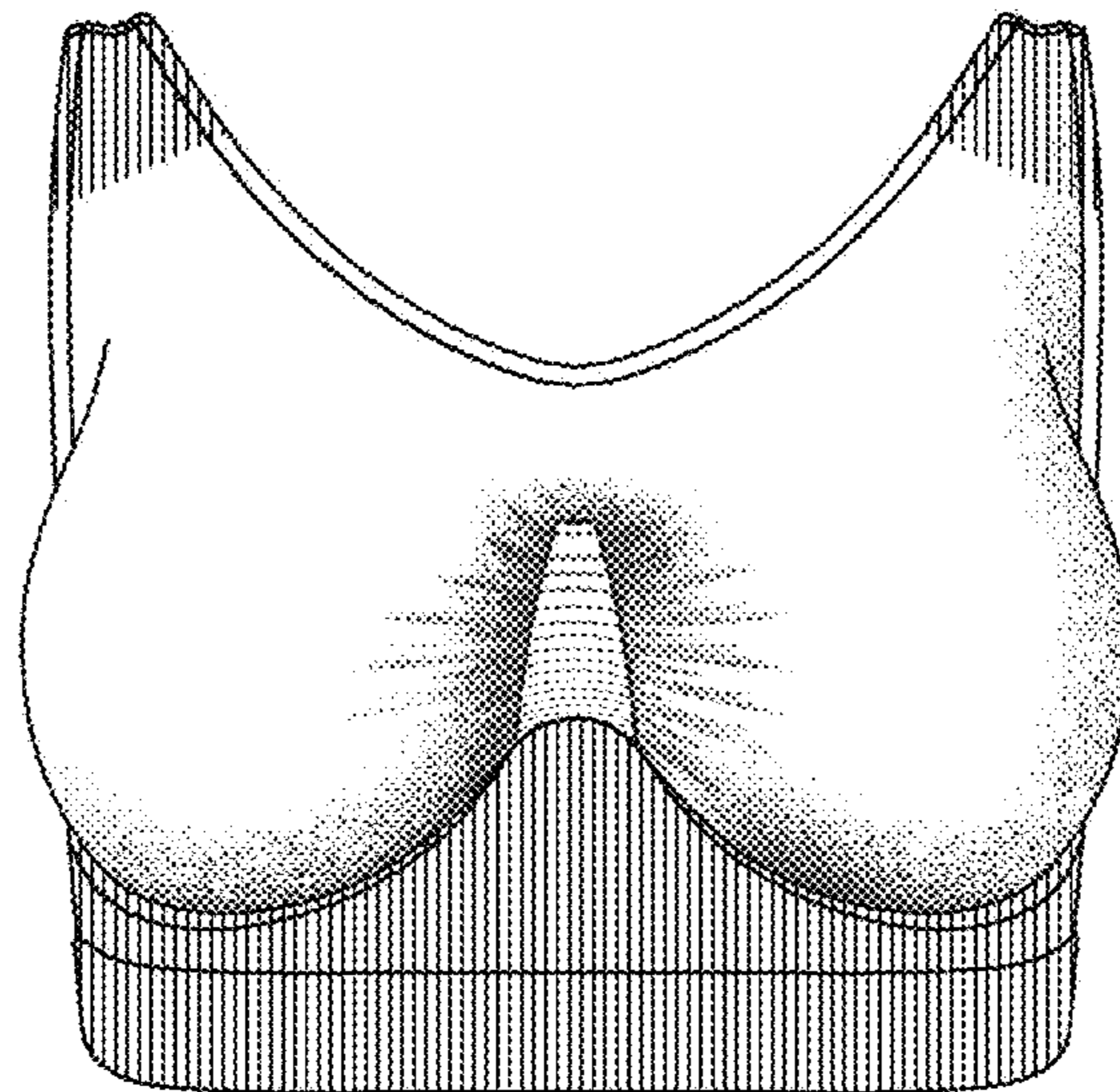


Fig. 3

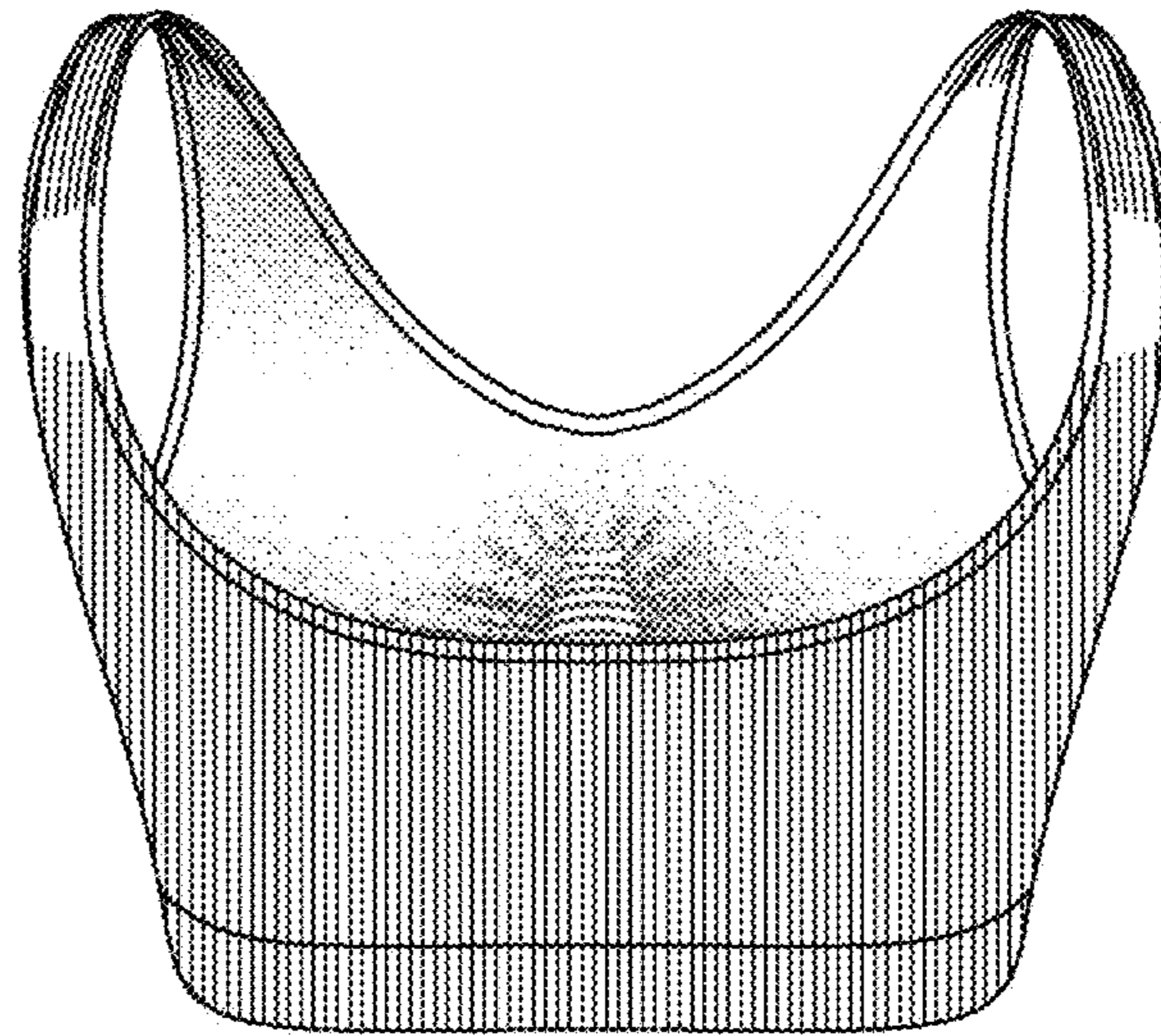


Fig. 4

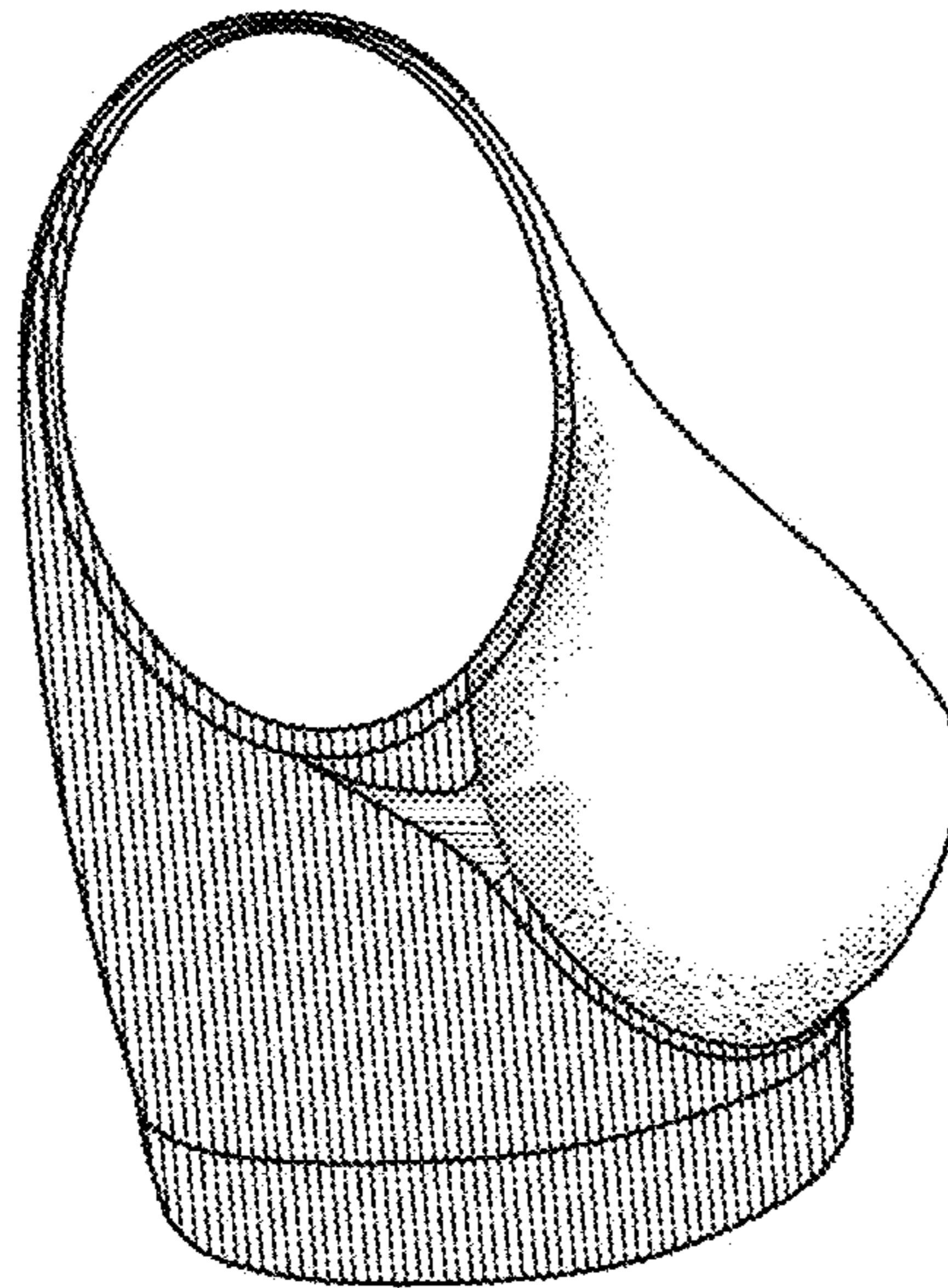


Fig. 5

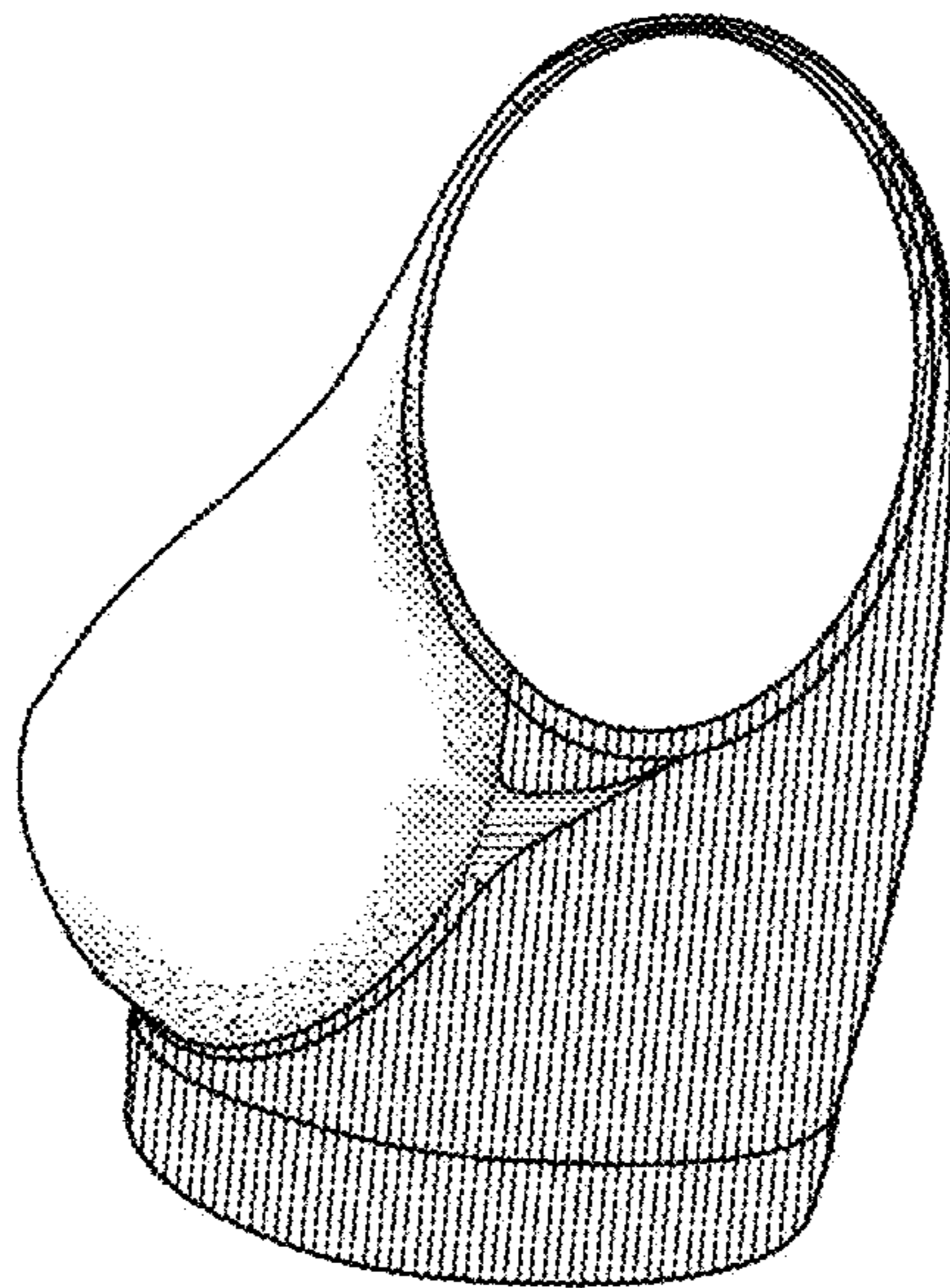


Fig. 6

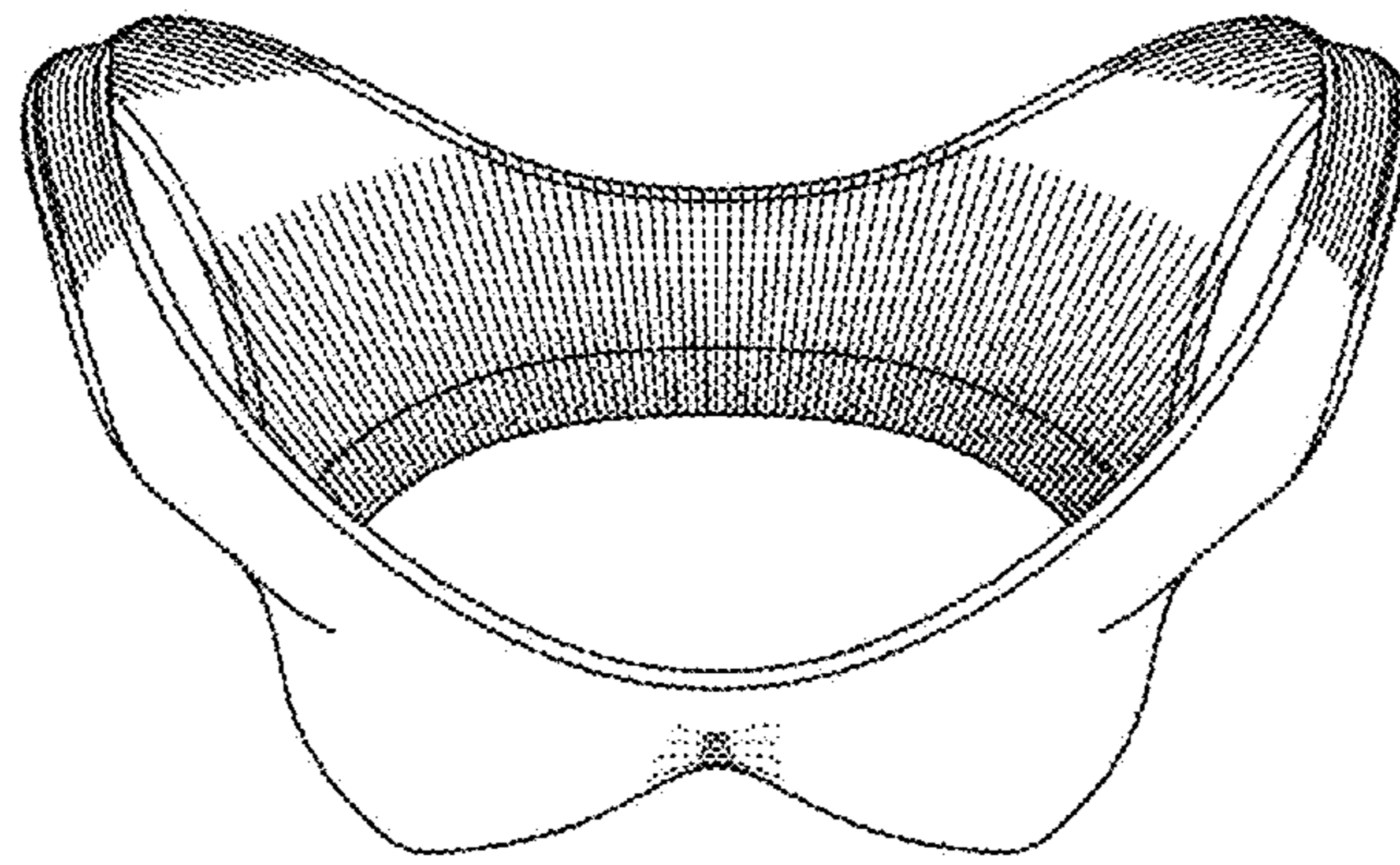


Fig. 7

