



US00D668428S

(12) **United States Design Patent**
Shenker

(10) **Patent No.:** **US D668,428 S**

(45) **Date of Patent:** **** Oct. 9, 2012**

(54) **SCARF**

(75) **Inventor:** **Nancy Shenker**, North Bergen, NJ (US)

(73) **Assignee:** **Nancy Shenker**, North Bergen, NJ (US)

(**) **Term:** **14 Years**

(21) **Appl. No.:** **29/399,042**

(22) **Filed:** **Aug. 9, 2011**

(51) **LOC (9) Cl.** **02-05**

(52) **U.S. Cl.** **D2/501; D2/866**

(58) **Field of Classification Search** D2/500,
D2/501, 502, 503, 504, 505, 506, 507, 508,
D2/600, 602, 603, 604, 605, 606, 607, 608,
D2/609, 627, 628, 629, 631, 632, 866, 878,
D2/879, 891; D14/205; 2/59, 91, 92, 158,
2/159, 207, 208, 209, 209.13, 144, 145, 146,
2/147, 148, 149, 150, 151, 152.1, 153, 154,
2/155, 156, 157; 1/202, 203

See application file for complete search history.

(56) **References Cited**

U.S. PATENT DOCUMENTS

139,831	A *	6/1873	Stone	2/209
781,232	A *	1/1905	Saks	2/203
796,695	A *	8/1905	Blake	2/52
1,197,205	A *	9/1916	Hindin	2/207
1,207,440	A *	12/1916	Baudnitz	2/195.1
1,274,842	A *	8/1918	Basch	2/208
1,473,099	A *	11/1923	Holmes	2/144
D107,702	S *	12/1937	Rosenberg	D2/501
D108,757	S *	3/1938	Tannenbaum	D2/501
2,117,973	A *	5/1938	Misewicz et al.	2/91
D138,607	S *	8/1944	Schoer	D2/879
D140,044	S *	1/1945	Rosenstein	D3/226
D152,995	S *	3/1949	McKie	D2/879
2,709,261	A *	5/1955	Kalensky	2/195.1
D239,577	S *	4/1976	Slocum	D2/605
D309,671	S *	8/1990	Kassel	D2/878

D358,388	S *	5/1995	Nakamura et al.	D14/205
6,532,596	B1 *	3/2003	Fosmo	2/49.1
D529,682	S *	10/2006	Strong	D2/501
D541,257	S *	4/2007	Thursfield	D14/205
D555,330	S *	11/2007	Cass et al.	D2/866
D584,482	S *	1/2009	Marsh	D2/717
D603,371	S *	11/2009	Boateng et al.	D14/205
D607,628	S *	1/2010	Dawson et al.	D2/878
7,761,932	B2 *	7/2010	Faussett et al.	2/209
D627,130	S *	11/2010	Postulart et al.	D2/500
D627,141	S *	11/2010	Elmberg et al.	D2/866
D643,157	S *	8/2011	Grijalva	D29/122
D643,578	S *	8/2011	Jefferson et al.	D29/112
2005/0193473	A1 *	9/2005	Ho	2/209
2007/0199133	A1 *	8/2007	Bavetta et al.	2/209
2012/0144558	A1 *	6/2012	Isom et al.	2/209

* cited by examiner

Primary Examiner — Karen E Eldridge Powers

(74) *Attorney, Agent, or Firm* — Myers Wolin, LLC; Scott H. Kaliko

(57) **CLAIM**

An ornamental design for a scarf, as shown and described.

DESCRIPTION

FIG. 1 is a top/front perspective view of an embodiment of the present invention;

FIG. 2 is a front elevation view of an embodiment of the present invention;

FIG. 3 is a rear elevation view of an embodiment of the present invention;

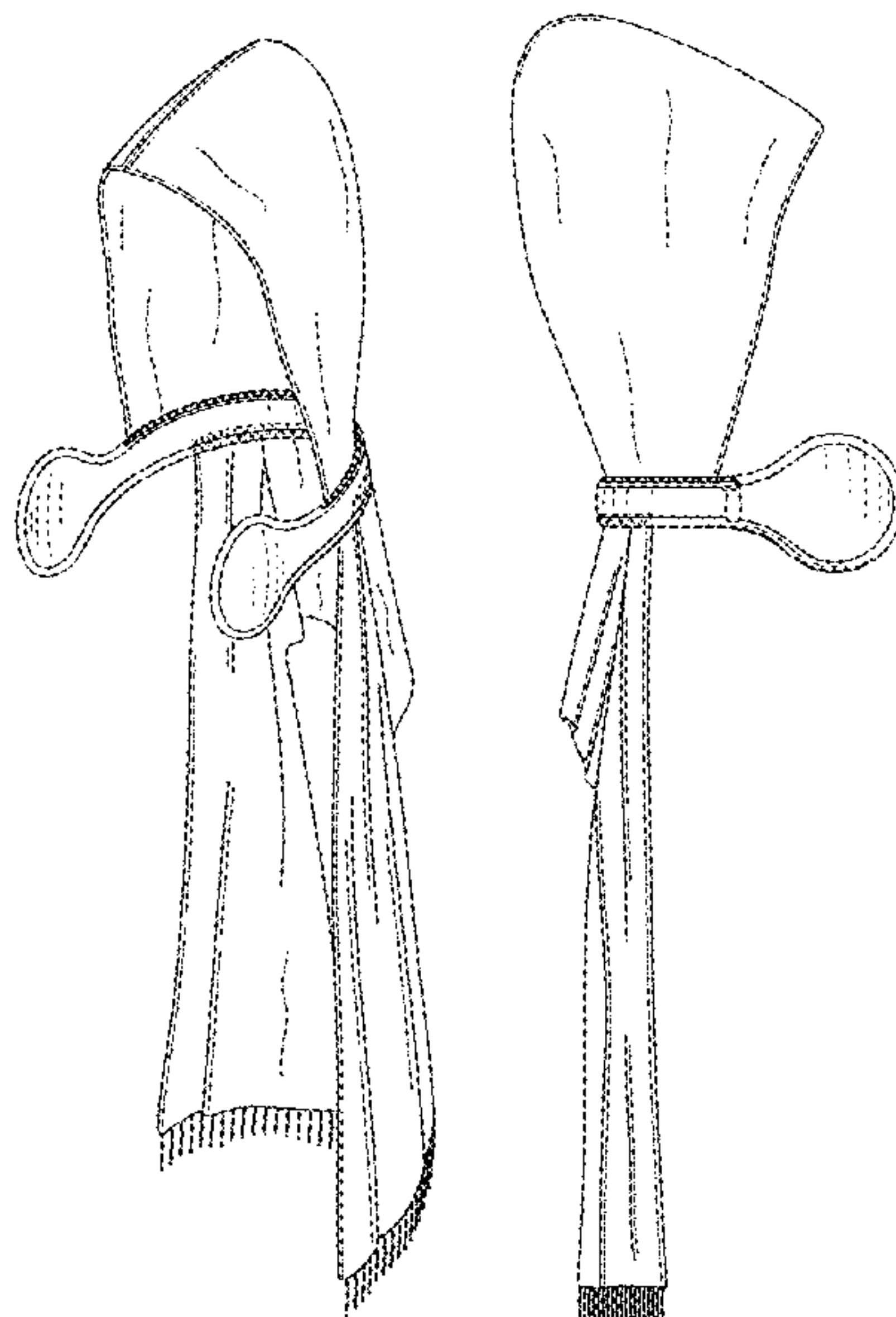
FIG. 4 is a side elevation view of an embodiment of the present invention;

FIG. 5 is a top plan view of an embodiment of the present invention; and,

FIG. 6 is a bottom plan view of an embodiment of the present invention.

The broken lines shown in the drawings are stitching and form a part of the claimed design.

1 Claim, 5 Drawing Sheets



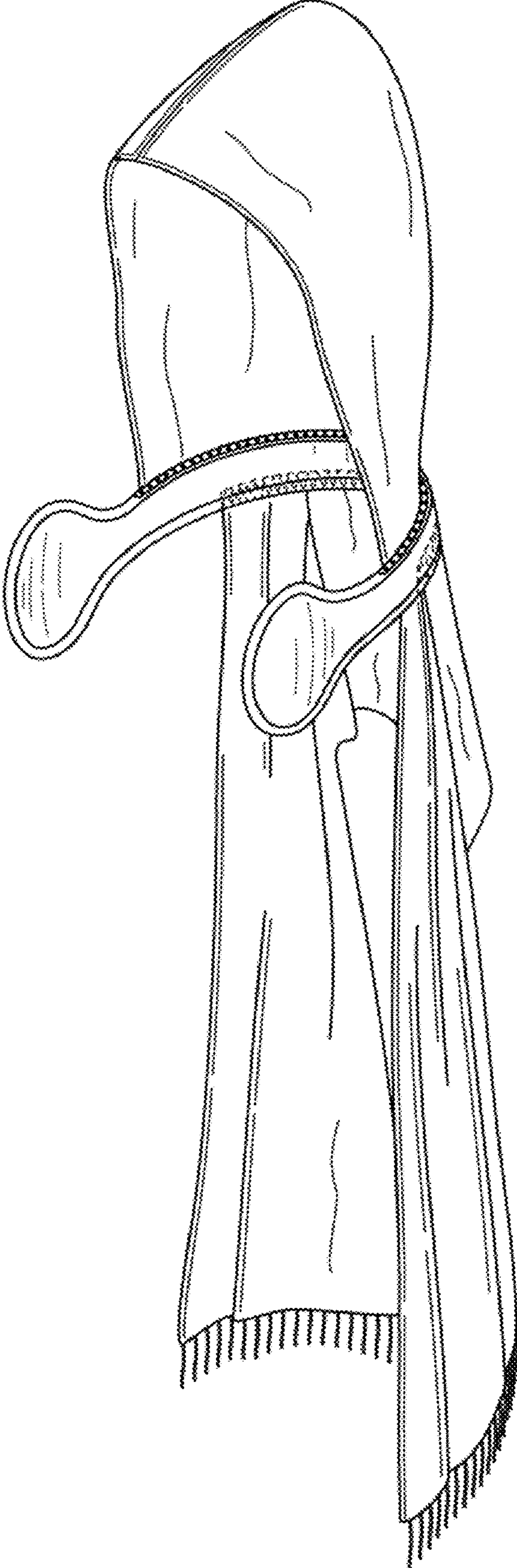


FIG. 1

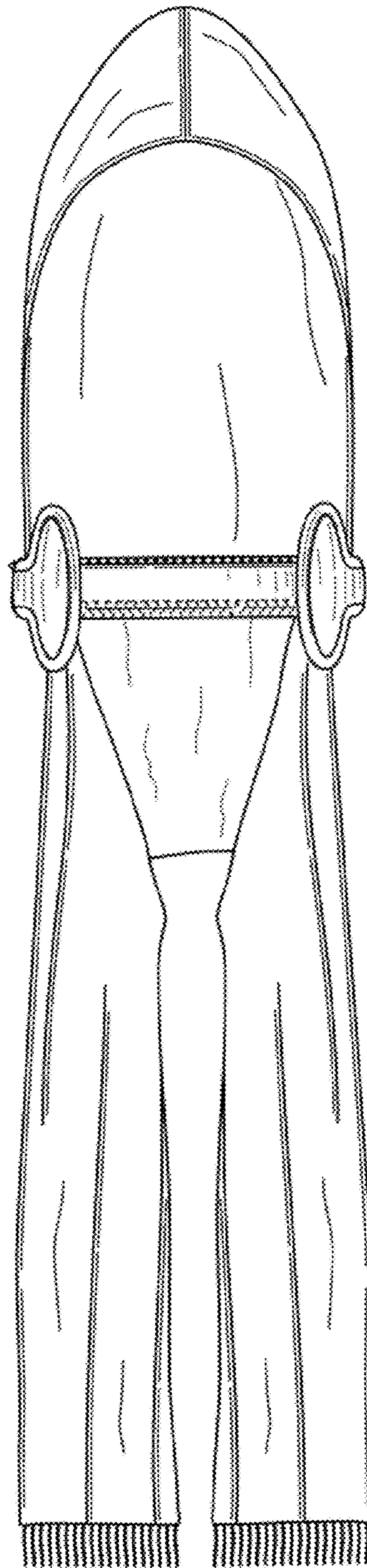


FIG. 2

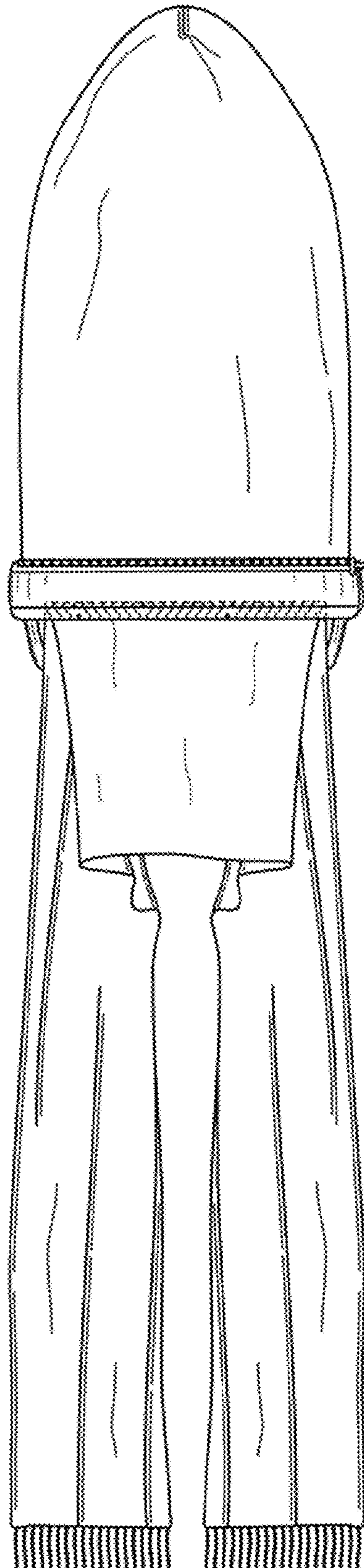


FIG. 3

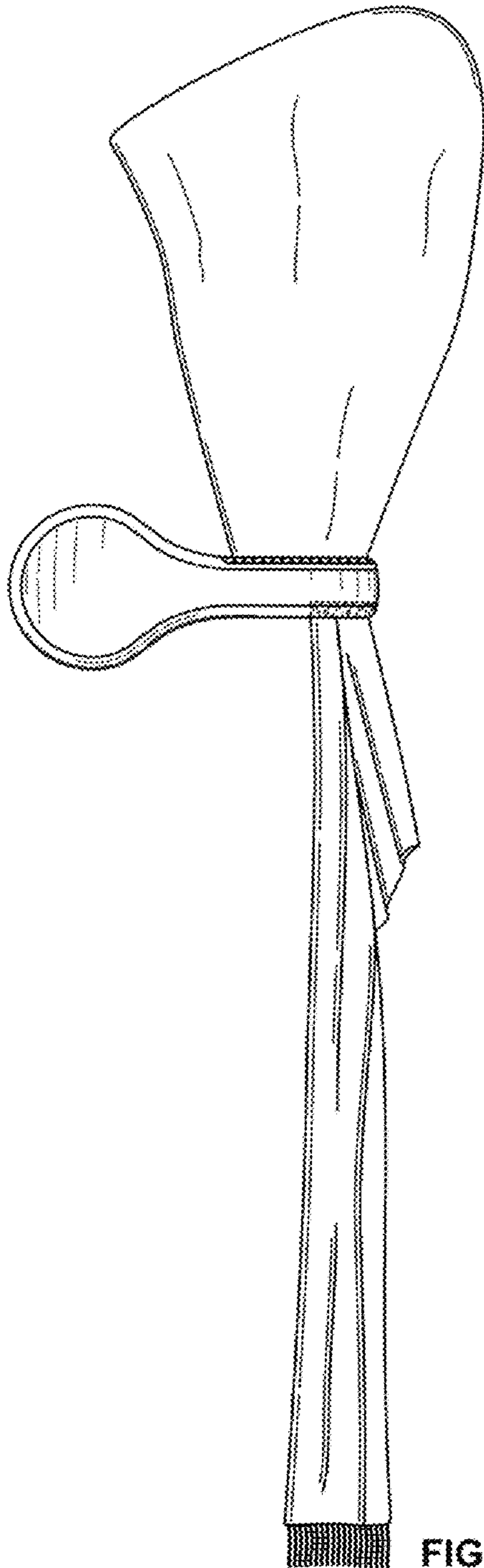


FIG. 4

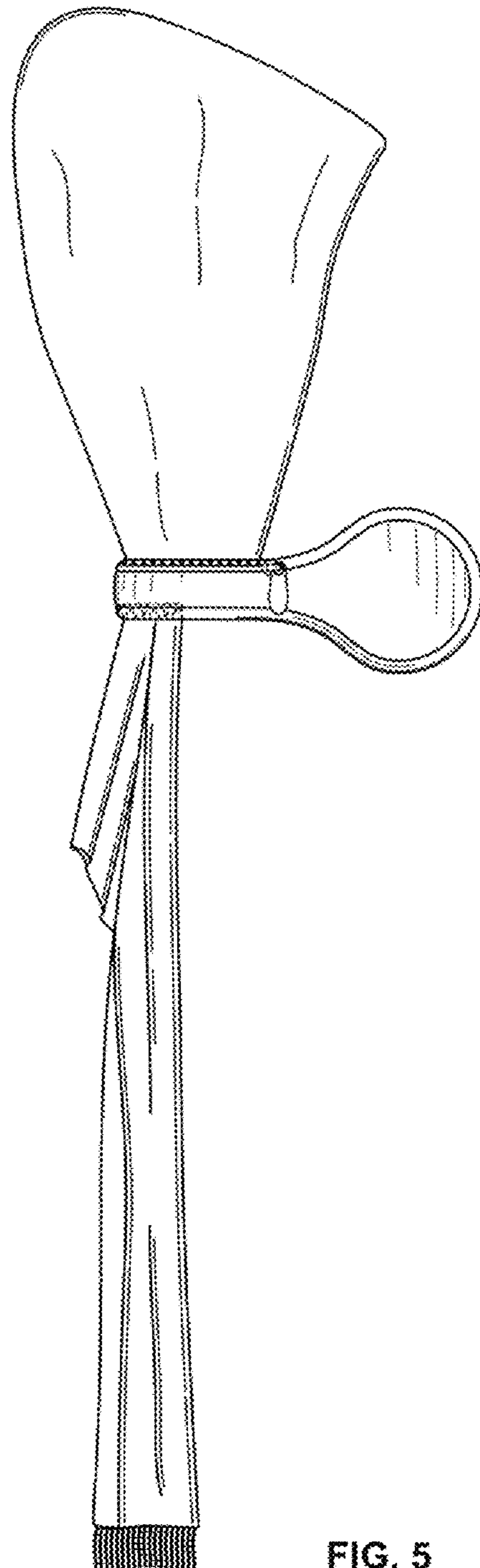


FIG. 5

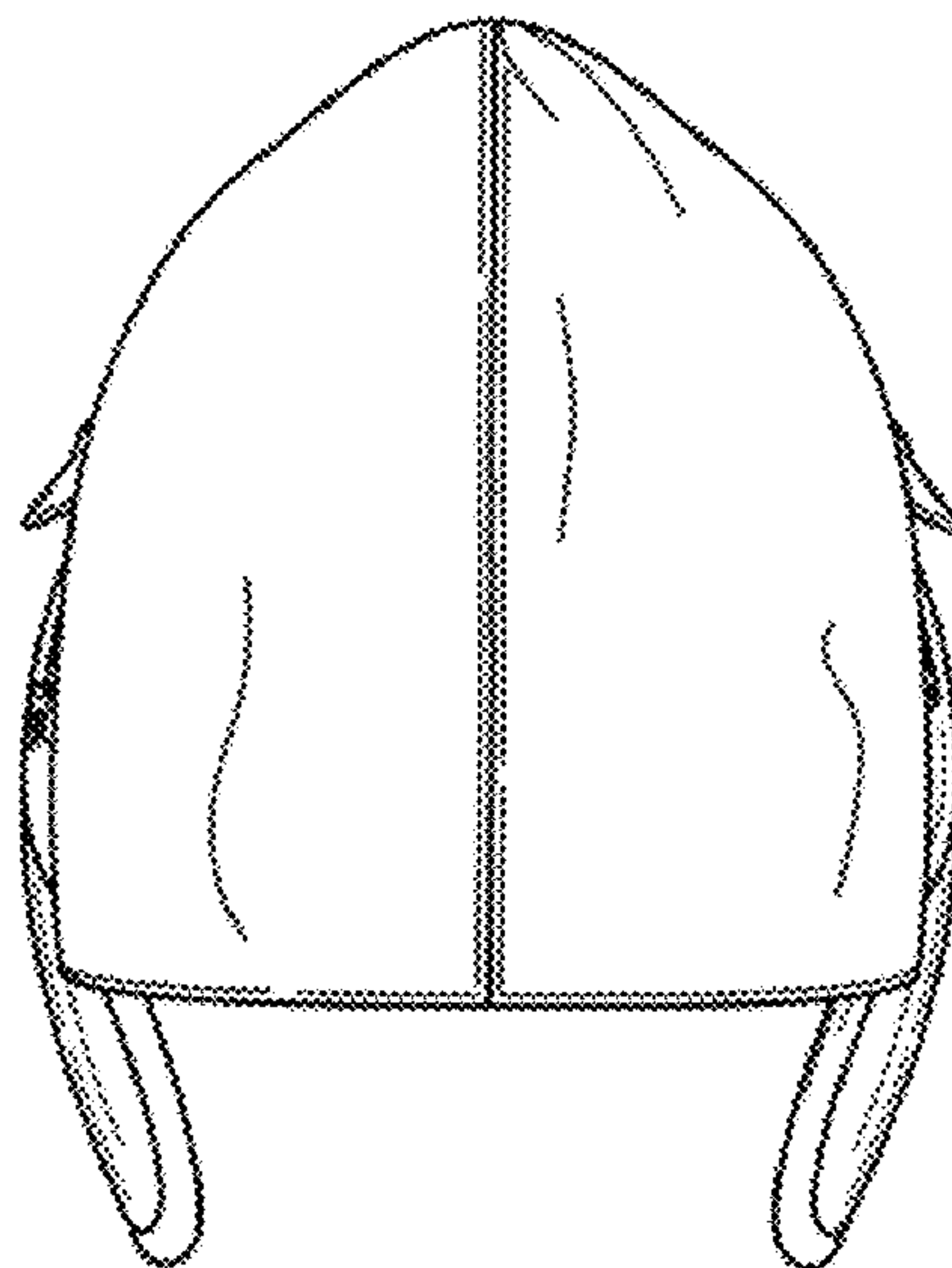


FIG. 6

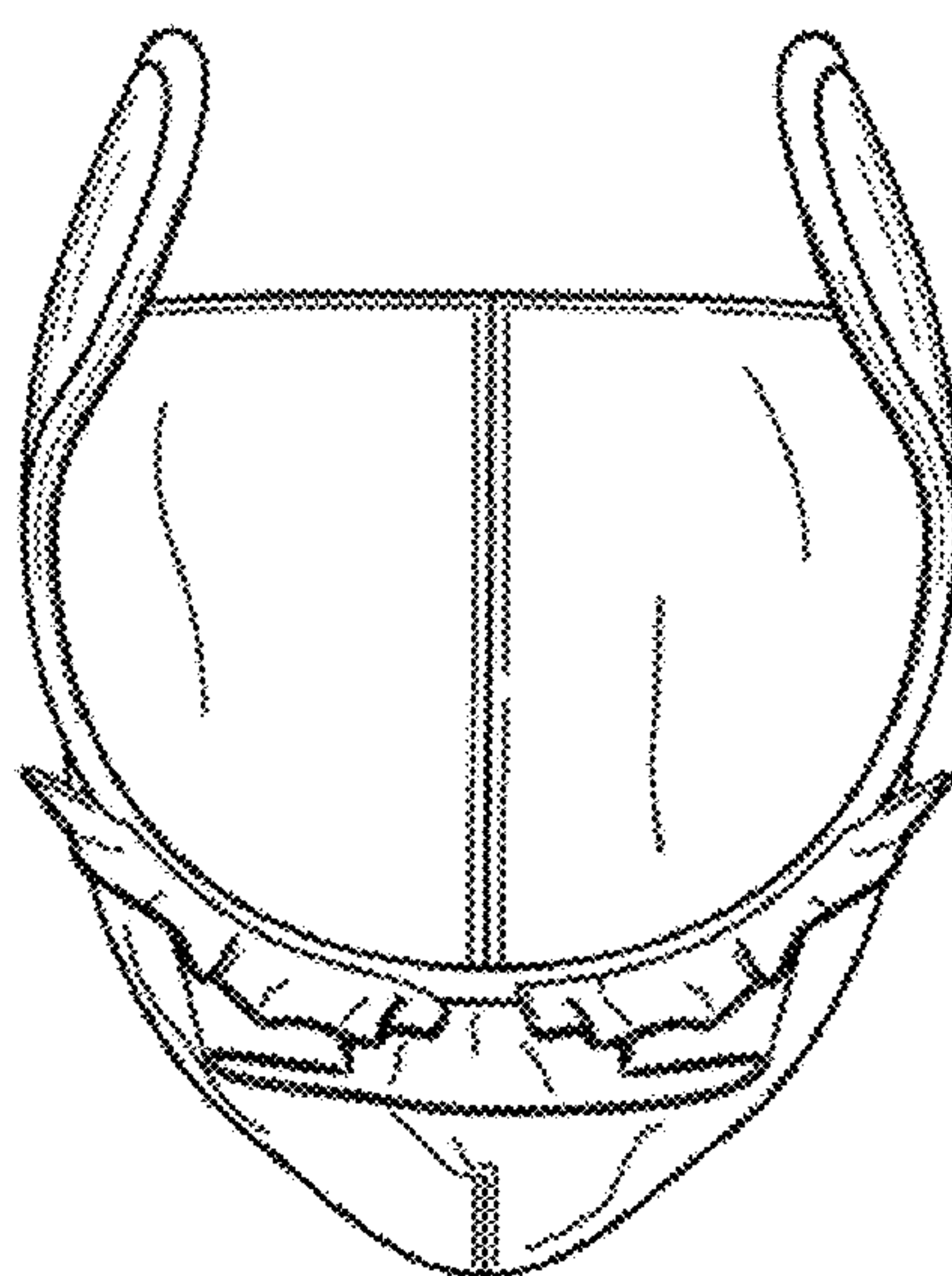


FIG. 7