

US00D668403S

(12) **United States Design Patent**
Eng et al.

(10) **Patent No.:** **US D668,403 S**
(45) **Date of Patent:** **** Oct. 2, 2012**

(54) **DISHWASHER DOOR**

(75) Inventors: **Lindsay Eng**, Long Beach, CA (US);
Thomas Ott, Neubiberg (DE)

(73) Assignee: **BSH Home Appliances Corporation**,
Irvine, CA (US)

(**) Term: **14 Years**

(21) Appl. No.: **29/403,661**

(22) Filed: **Oct. 10, 2011**

(51) **LOC (9) Cl.** **15-05**

(52) **U.S. Cl.** **D32/3**

(58) **Field of Classification Search** D32/1,
D32/2, 3, 25, 28; 312/31, 109, 228; 134/56 D,
134/57 D, 58 D, 58 DL, 201; D7/340, 348,
D7/349, 350, 405

See application file for complete search history.

(56) **References Cited**

U.S. PATENT DOCUMENTS

D385,070	S	*	10/1997	Hughes et al.	D32/3
D424,257	S	*	5/2000	Umeda et al.	D32/2
6,893,061	B2	*	5/2005	Miller et al.	292/303
D539,992	S	*	4/2007	Yamamoto et al.	D32/2
7,216,944	B2	*	5/2007	Oyler et al.	312/311
D544,657	S	*	6/2007	Jung et al.	D32/2
D577,869	S	*	9/2008	Tartan et al.	D32/2

D613,467	S	*	4/2010	Park et al.	D32/6
D627,937	S	*	11/2010	Kim	D32/2
2003/0030288	A1	*	2/2003	Miller et al.	292/303

* cited by examiner

Primary Examiner — T. Chase Nelson

Assistant Examiner — Kathleen M Sims

(74) *Attorney, Agent, or Firm* — James E. Howard; Andre Pallapies

(57) **CLAIM**

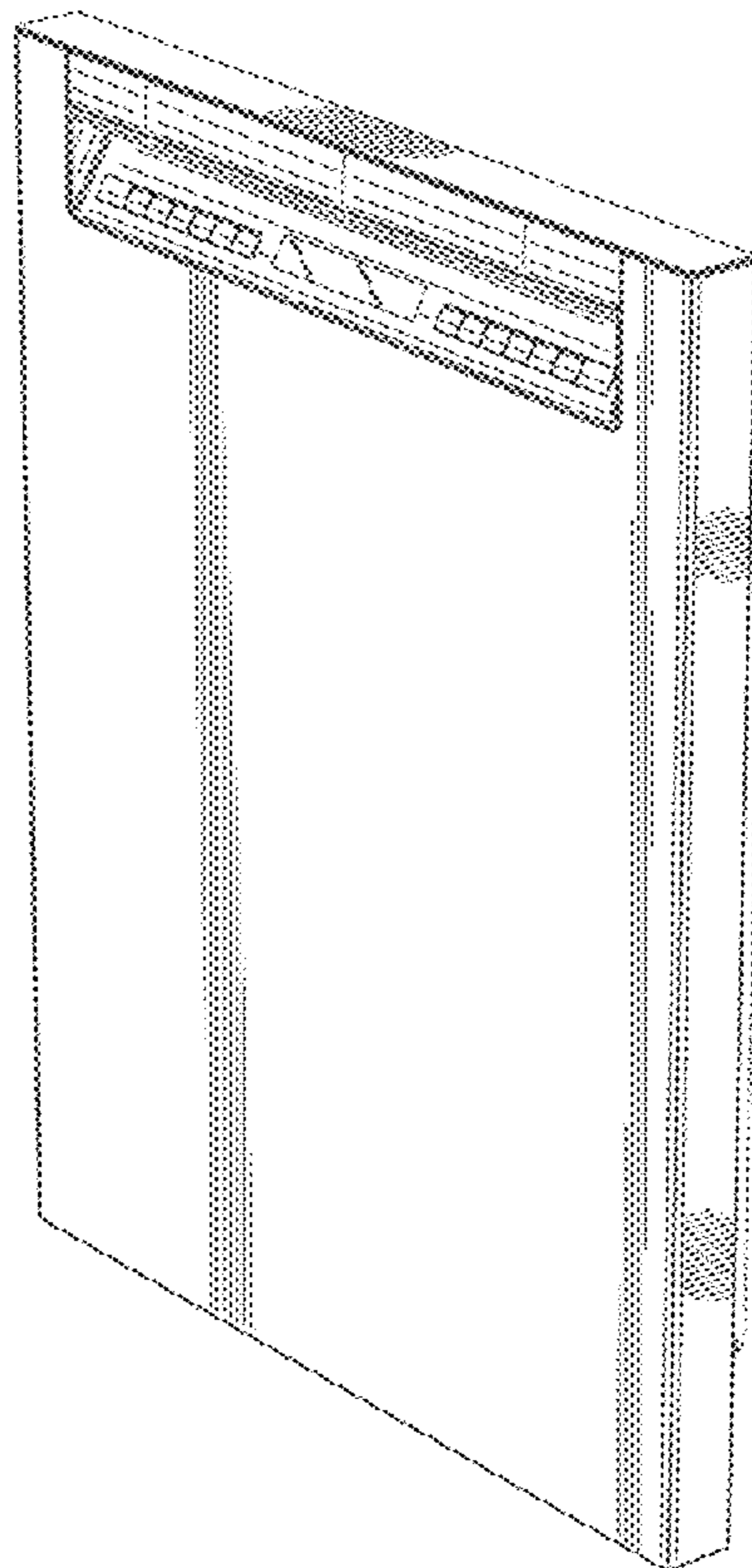
The ornamental design for a dishwasher door, as shown and described.

DESCRIPTION

FIG. 1 is a front perspective view, from the top, of a dishwasher door showing our new design; FIG. 2 is a front view thereof; FIG. 3 is a top view thereof; FIG. 4 is a left side view thereof, with the right hand side view thereof being a mirror image thereof; and, FIG. 5 is a front perspective view thereof from the bottom. The broken line showing of details in FIGS. 1, 3, and 4 is included for the purpose of showing environmental portions of the dishwasher door and forms no part of the claimed design.

The bottom and rear parts of the dishwasher door, and the bottom, rear and top of the dishwasher compartment are unornamented and form no part of the claimed design.

1 Claim, 4 Drawing Sheets



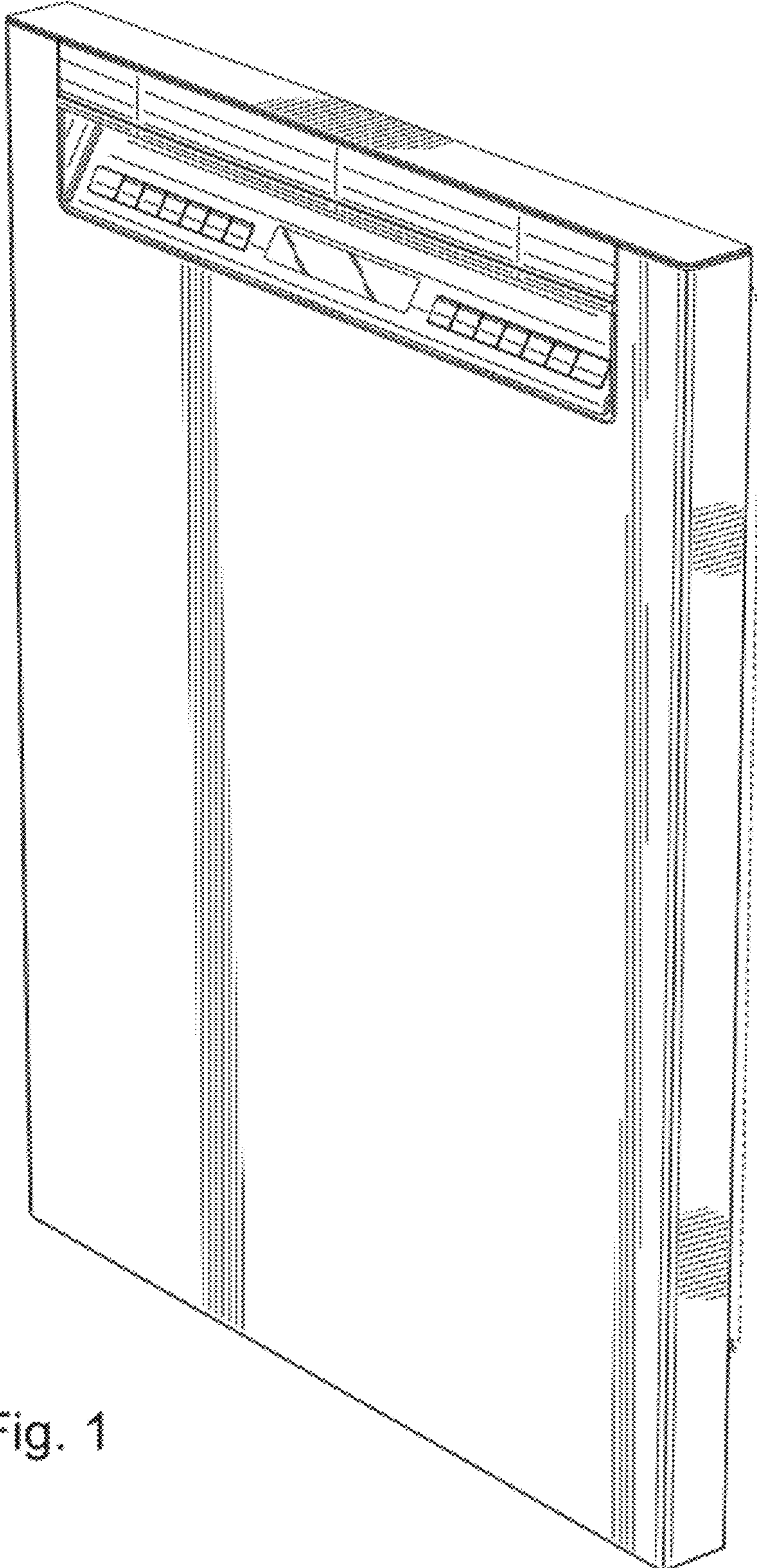


Fig. 1




Fig. 2




Fig. 3




Fig. 4

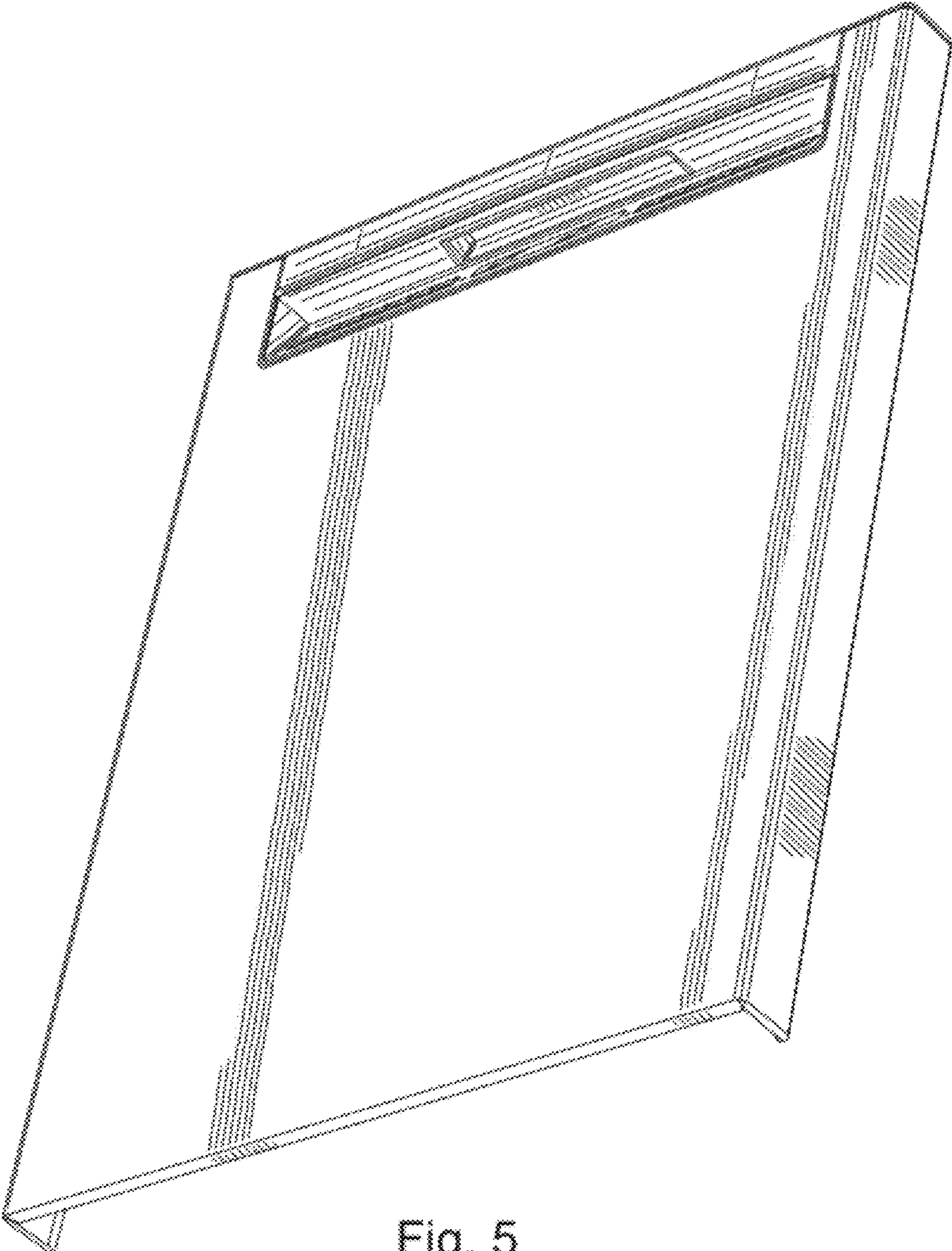


Fig. 5