



US00D668402S

(12) **United States Design Patent**
Eng et al.

(10) **Patent No.:** **US D668,402 S**
(45) **Date of Patent:** **** Oct. 2, 2012**

(54) **DISHWASHER DOOR**

(75) Inventors: **Lindsay Eng**, Long Beach, CA (US);
Thomas Ott, Neubiberg (DE)

(73) Assignee: **BSH Home Appliances Corporation**,
Irvine, CA (US)

(**) Term: **14 Years**

(21) Appl. No.: **29/403,658**

(22) Filed: **Oct. 10, 2011**

(51) **LOC (9) Cl.** **15-05**

(52) **U.S. Cl.** **D32/3**

(58) **Field of Classification Search** D32/1,
D32/2, 3, 25, 28; 312/31, 109, 228; 134/56 D,
134/57 D, 58 D, 58 DL, 201; D7/340, 348,
D7/349, 350, 405

See application file for complete search history.

(56) **References Cited**

U.S. PATENT DOCUMENTS

D385,070	S	*	10/1997	Hughes et al.	D32/3
D424,257	S	*	5/2000	Umeda et al.	D32/2
6,893,061	B2	*	5/2005	Miller et al.	292/303
D539,992	S	*	4/2007	Yamamoto et al.	D32/2
7,216,944	B2	*	5/2007	Oyler et al.	312/311
D544,657	S	*	6/2007	Jung et al.	D32/2
D577,869	S	*	9/2008	Tartan et al.	D32/2

D613,467	S	*	4/2010	Park et al.	D32/6
D627,937	S	*	11/2010	Kim	D32/2
2003/0030288	A1	*	2/2003	Miller et al.	292/303

* cited by examiner

Primary Examiner — T. Chase Nelson

Assistant Examiner — Kathleen M Sims

(74) *Attorney, Agent, or Firm* — James E. Howard; Andre Pallapies

(57) **CLAIM**

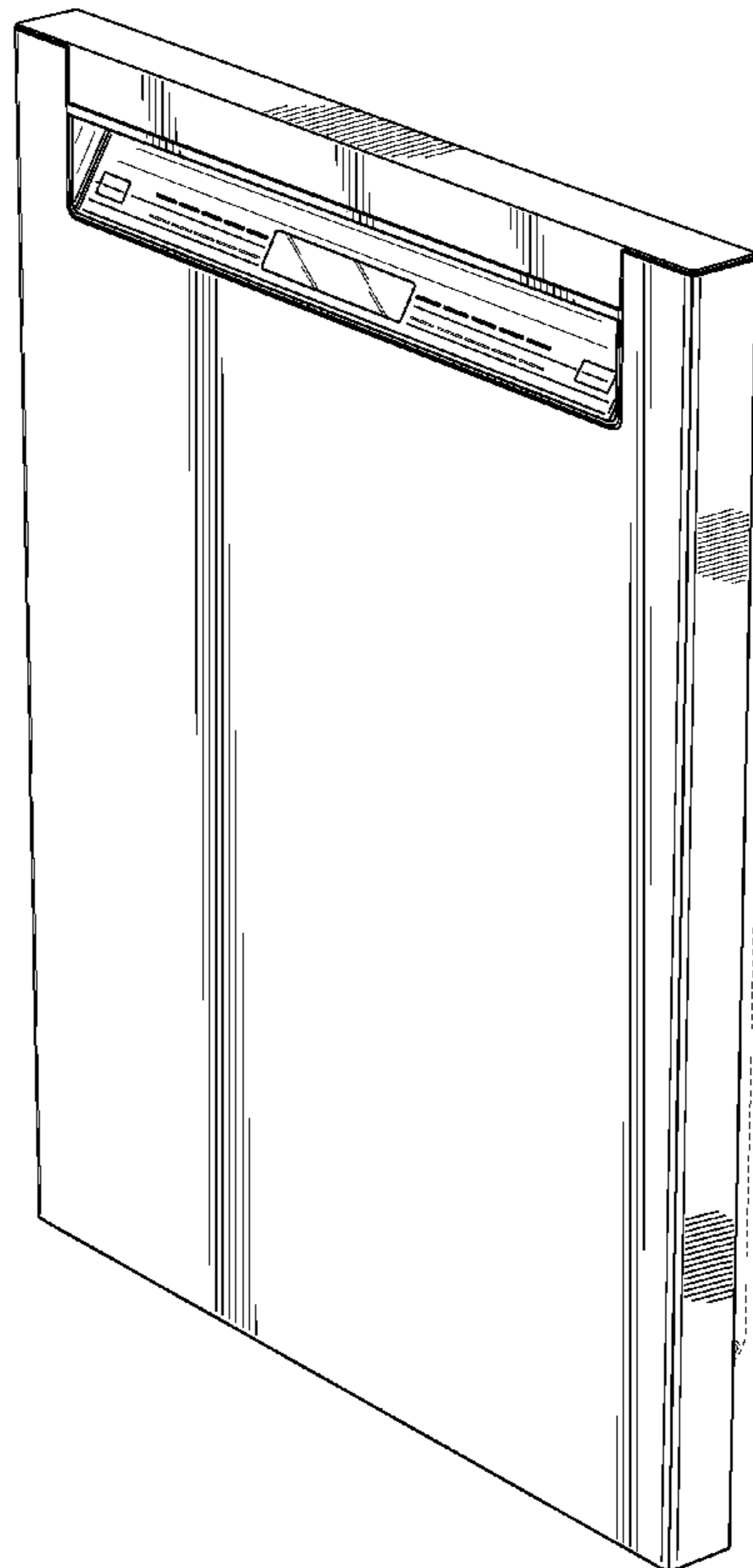
The ornamental design for a dishwasher door, as shown and described.

DESCRIPTION

FIG. 1 is a front perspective view, from the top, of a dishwasher door showing our new ornamental design;
FIG. 2 is a front view thereof;
FIG. 3 is a top view thereof;
FIG. 4 is a left side view thereof, with the right hand side view thereof being a mirror image thereof;
FIG. 5 is a front perspective view thereof from the bottom;
and,
FIG. 6 is yet another front perspective view thereof from the bottom.

The broken line showing of details in FIGS. 1, 3, and 4 is included for the purpose of showing environmental portions of the dishwasher door and forms no part of the claimed design.

1 Claim, 5 Drawing Sheets



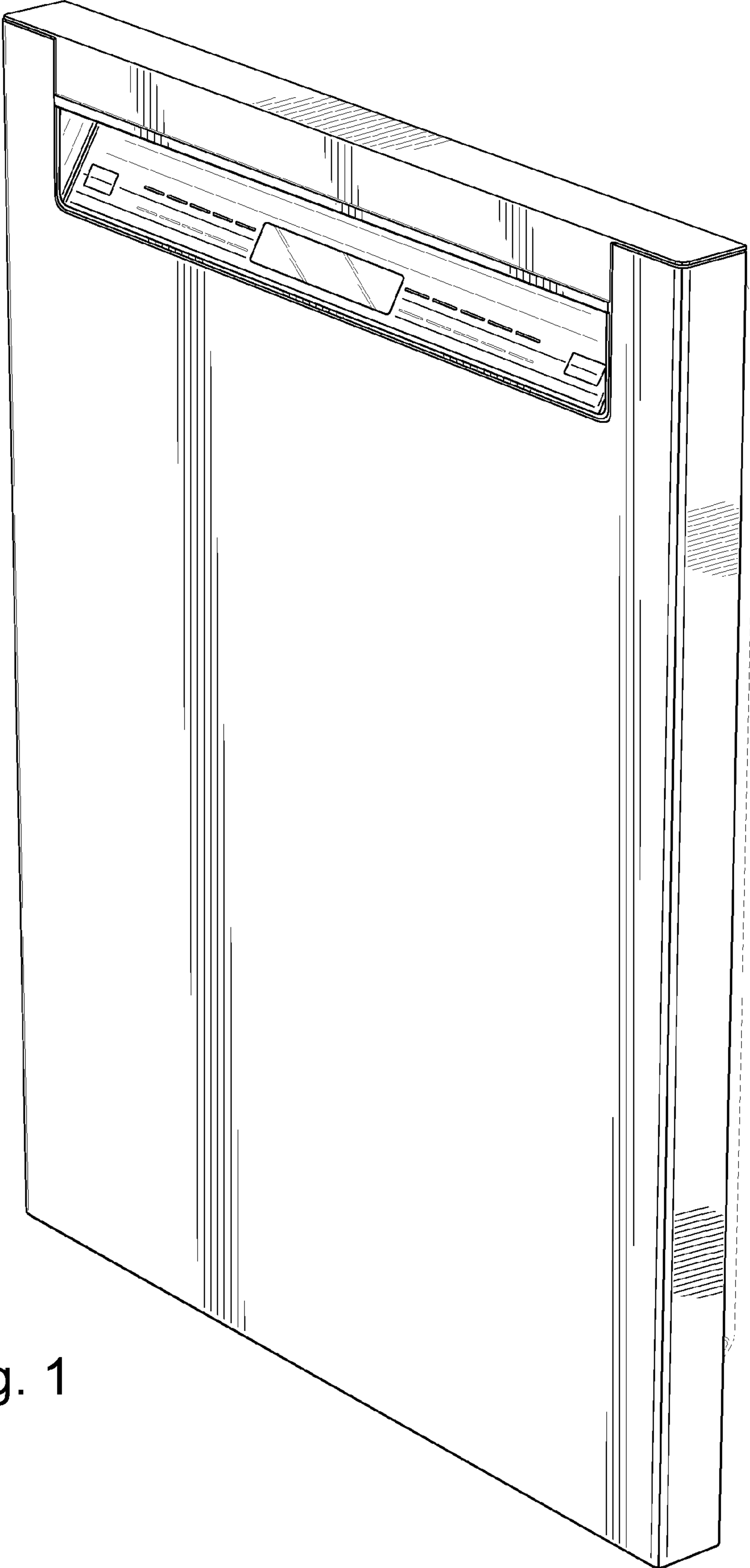


Fig. 1

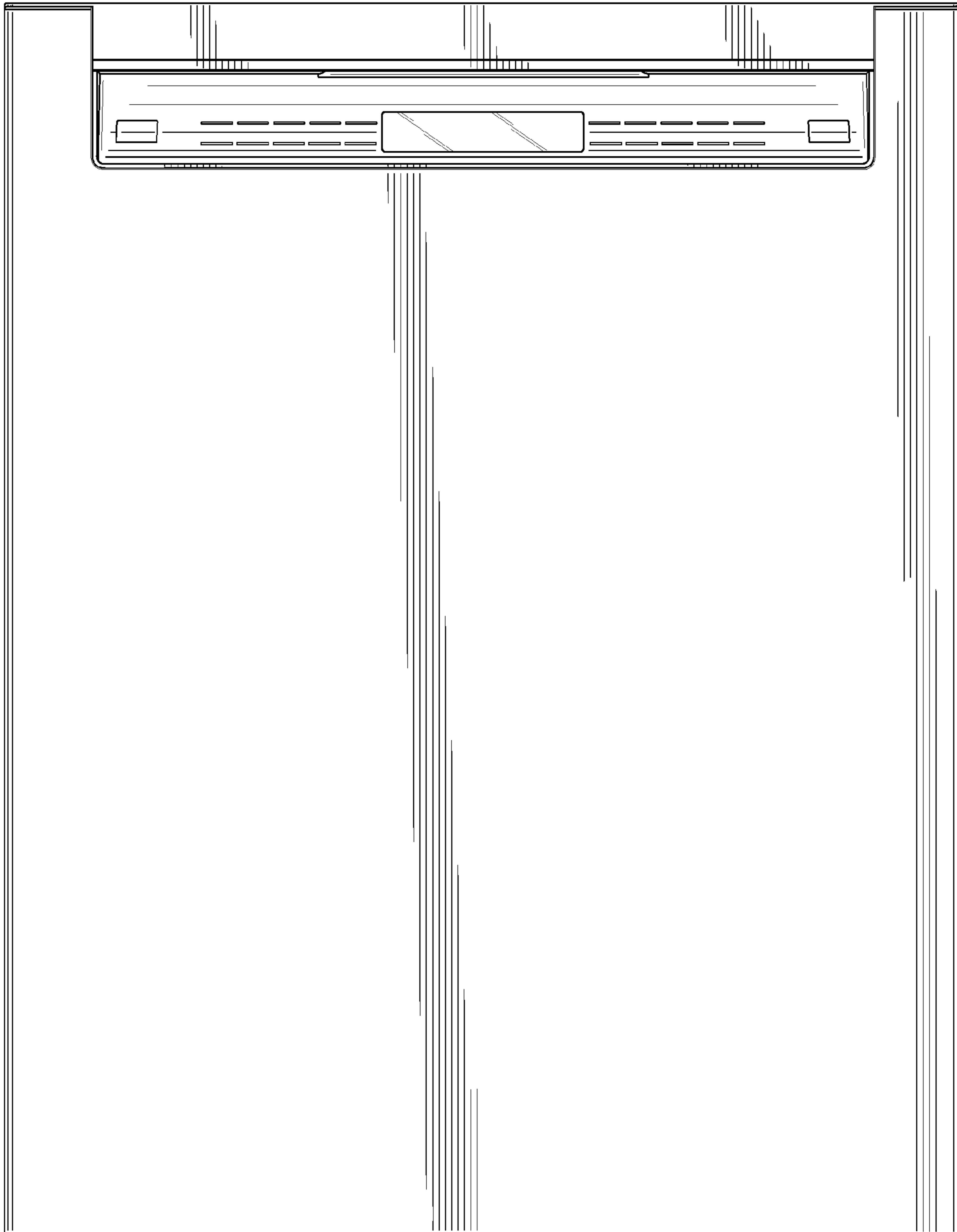


Fig. 2

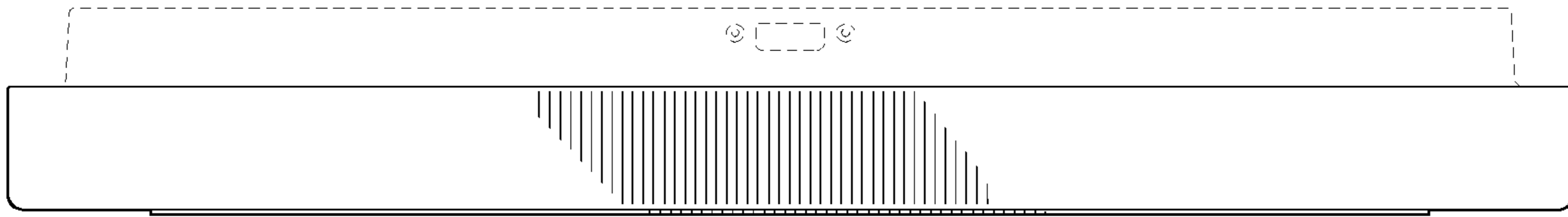


Fig. 3

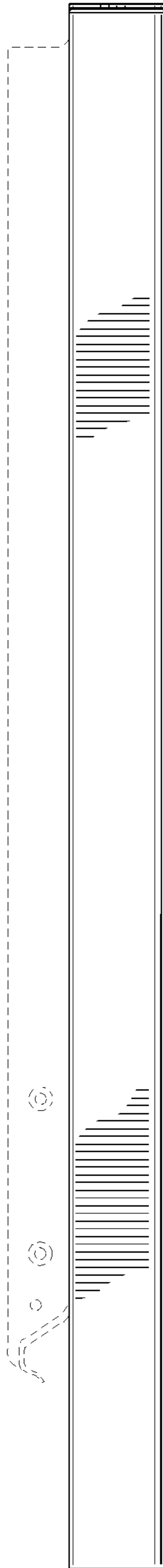


Fig. 4




Fig. 5




Fig. 6