



US00D668400S

(12) **United States Design Patent**
Watts

(10) **Patent No.:** **US D668,400 S**
(45) **Date of Patent:** **** Oct. 2, 2012**

(54) **CAT PLAY STRUCTURE**

(76) Inventor: **Ethel M. Watts**, Charleston, IL (US)

(**) Term: **14 Years**

(21) Appl. No.: **29/413,848**

(22) Filed: **Feb. 21, 2012**

(51) **LOC (9) Cl.** **30-99**

(52) **U.S. Cl.** **D30/160**

(58) **Field of Classification Search** D30/108-109,
D30/112-118, 158, 160; 119/28.5, 416,
119/421, 452, 474-475, 497-498, 428, 462-463,
119/482, 702-703, 706-707
See application file for complete search history.

(56) **References Cited**

U.S. PATENT DOCUMENTS

3,479,990	A	11/1969	Crow	
3,479,991	A	11/1969	Lichtenberger	
3,595,209	A	7/1971	Parker	
D222,276	S	10/1971	Hughes	
D224,685	S *	8/1972	Michlap	D30/117
D233,844	S	12/1974	Tucker	
D261,186	S *	10/1981	Michalski	D30/160
D265,139	S *	6/1982	Salvato	D30/160
4,347,807	A *	9/1982	Reich	119/706
D309,046	S *	7/1990	Andersen	D30/112
5,050,536	A *	9/1991	Baker	119/702
D338,283	S *	8/1993	Pfriender	D30/108
D361,647	S *	8/1995	Thomas et al.	D30/108
5,651,332	A *	7/1997	Moore et al.	119/708
D407,861	S *	4/1999	Teng	D30/112
5,964,189	A *	10/1999	Northrop et al.	119/706
5,979,366	A *	11/1999	Cook	119/702
D422,754	S *	4/2000	Kolozsvari et al.	D30/118
D433,544	S *	11/2000	Nesbit-Yontz	D30/118
D435,703	S *	12/2000	Coudare et al.	D30/114

6,378,463	B1 *	4/2002	Simmons	119/707
6,431,119	B1 *	8/2002	Beymer	119/706
6,490,997	B1	12/2002	Biermann et al.	
D469,584	S *	1/2003	Shepherd	D30/112
D473,020	S	4/2003	DeRaspe-Belles et al.	
6,758,167	B1 *	7/2004	Edelinski	119/498
D554,303	S *	10/2007	Linehan	D30/160
D563,604	S *	3/2008	Pacana et al.	D30/108
7,469,660	B1 *	12/2008	Howden	119/702
D607,610	S *	1/2010	Higashi et al.	D30/118
D611,204	S	3/2010	Slater	
D612,111	S *	3/2010	Kellogg et al.	D30/160
7,669,551	B2 *	3/2010	Lamstein	119/28.5
7,770,540	B2	8/2010	Halpern	
D635,307	S	3/2011	Harmon	

* cited by examiner

Primary Examiner — Cathy A MacCormac

(74) *Attorney, Agent, or Firm* — QuickPatents, Inc.; Kevin Prince

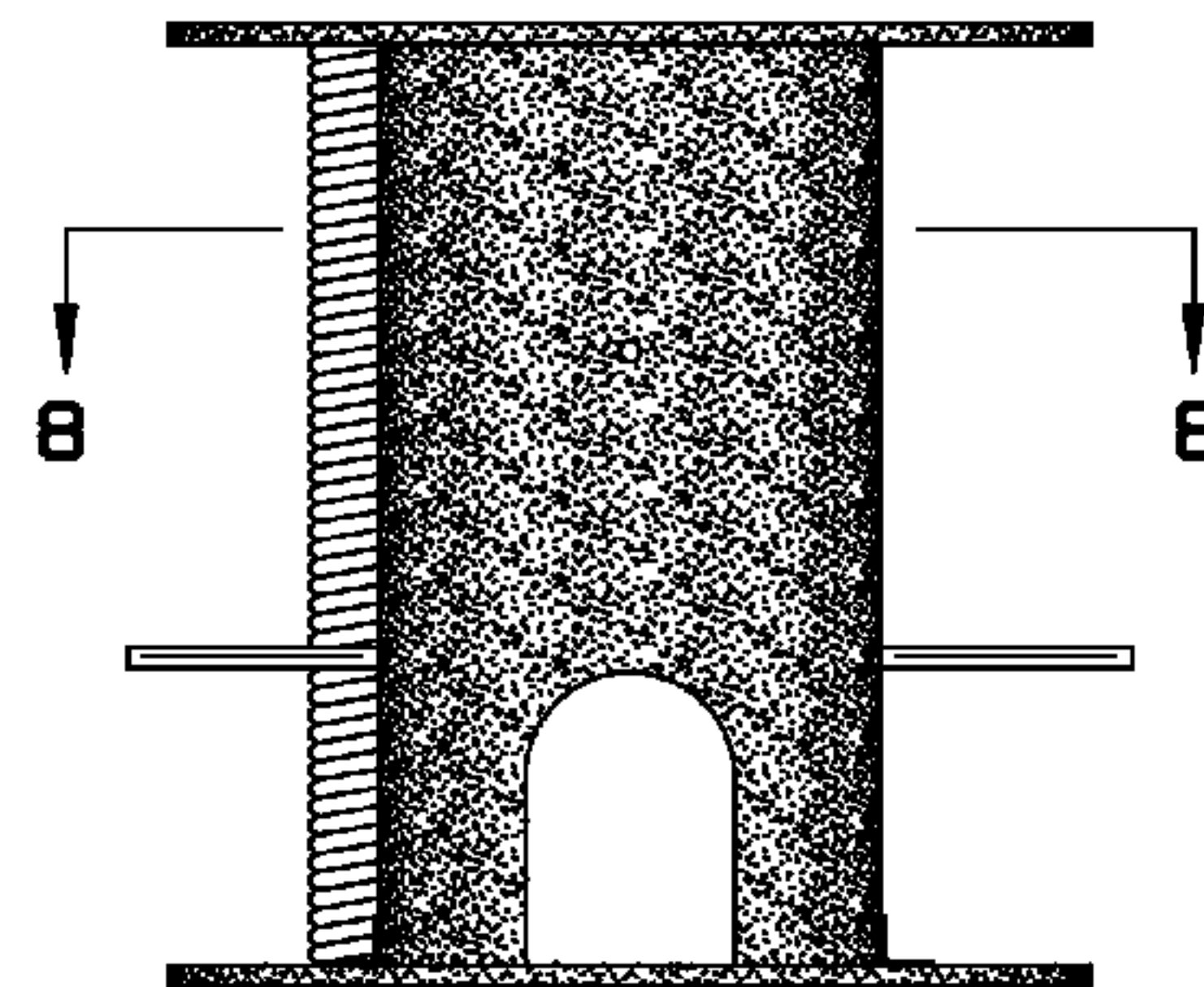
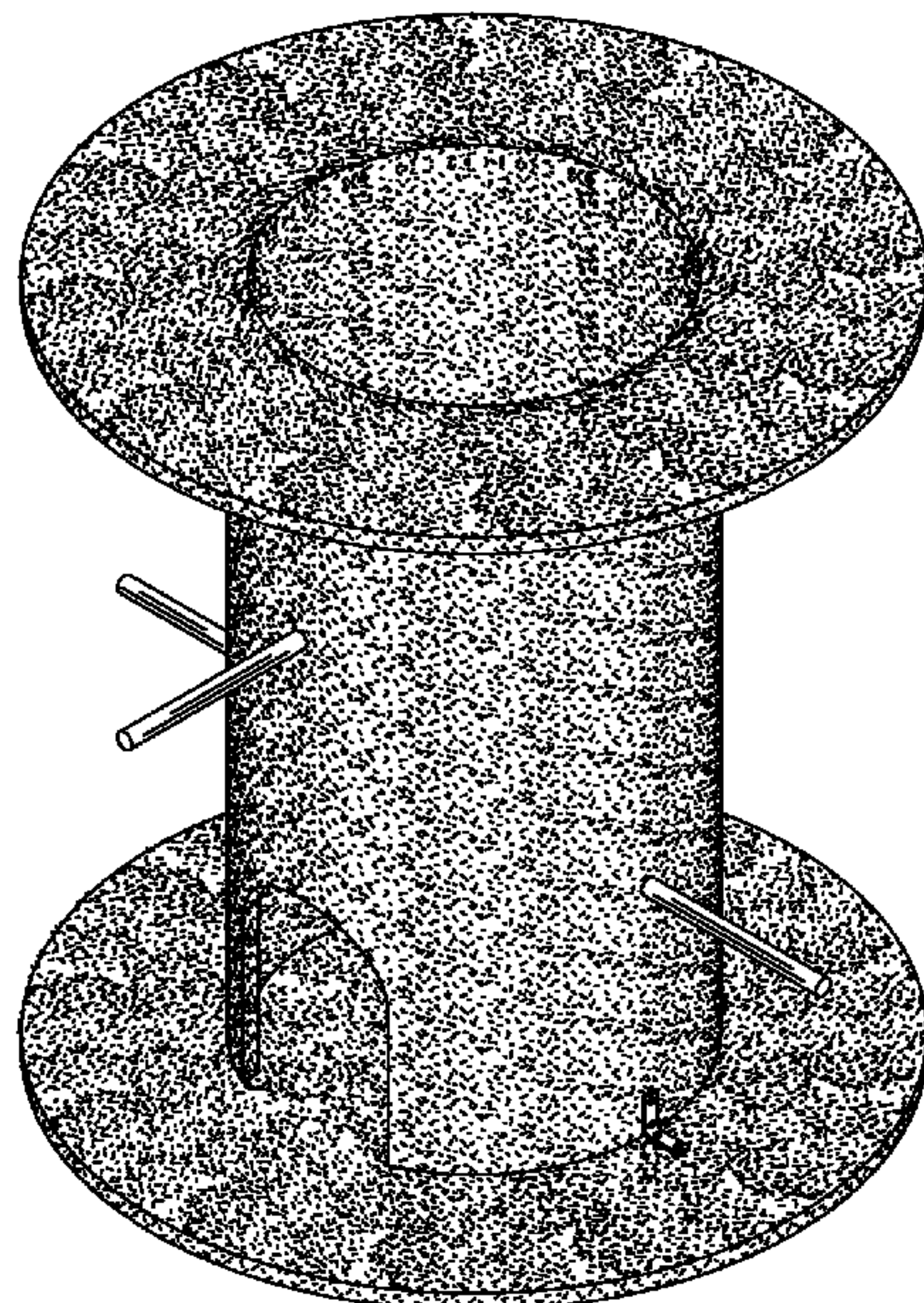
(57) **CLAIM**

I claim the ornamental design for a cat play structure, as shown and described.

DESCRIPTION

FIG. 1 is a front perspective view of a cat play structure, showing my new design;
FIG. 2 is a left side elevational view thereof;
FIG. 3 is a right side elevational view thereof;
FIG. 4 is a rear elevational view thereof;
FIG. 5 is a front elevational view thereof;
FIG. 6 is a top plan view thereof;
FIG. 7 is a bottom plan view thereof; and,
FIG. 8 is a cross-sectional view thereof, taken along line 8-8 on FIG. 5.

1 Claim, 2 Drawing Sheets



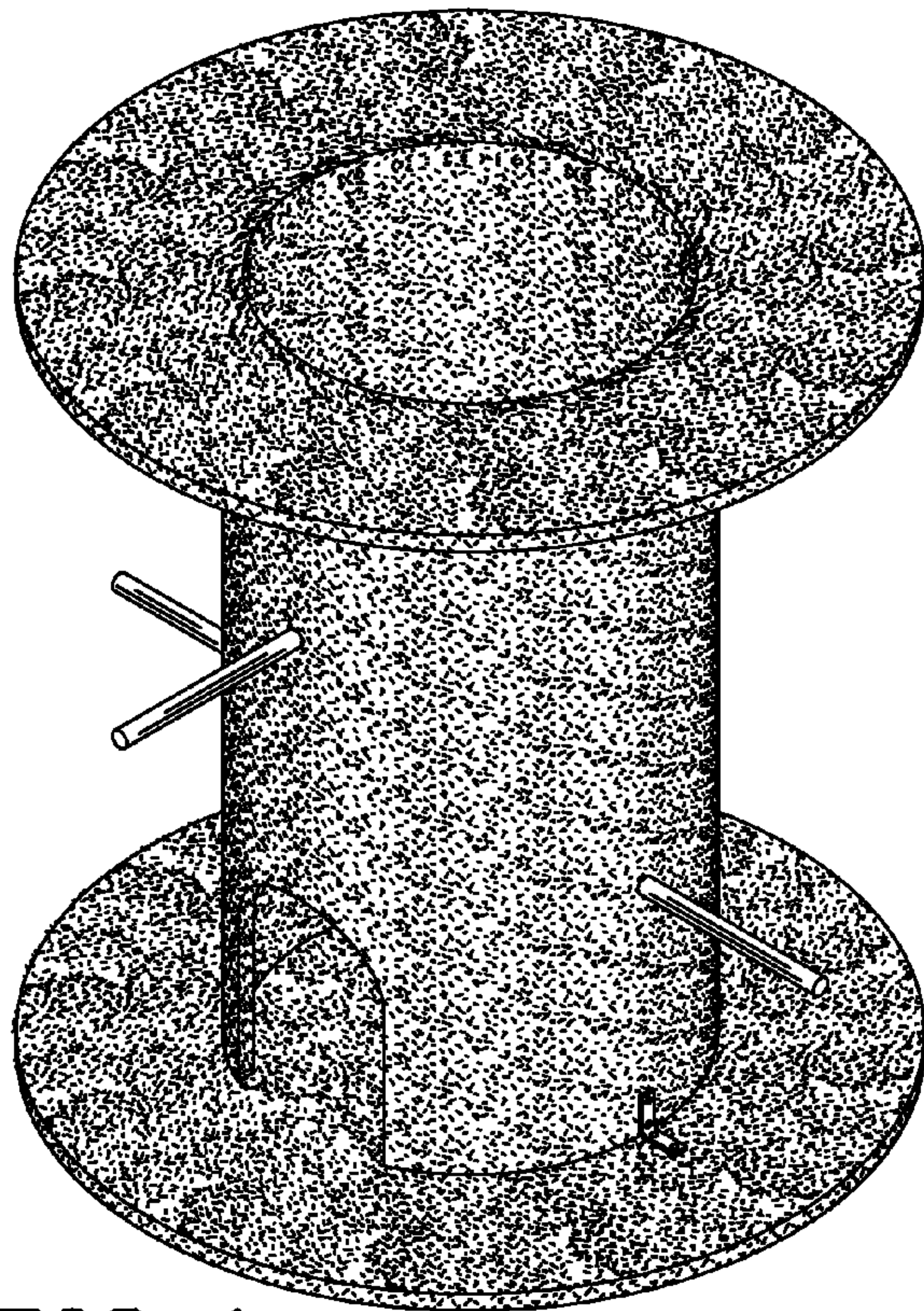


FIG. 1




FIG. 2

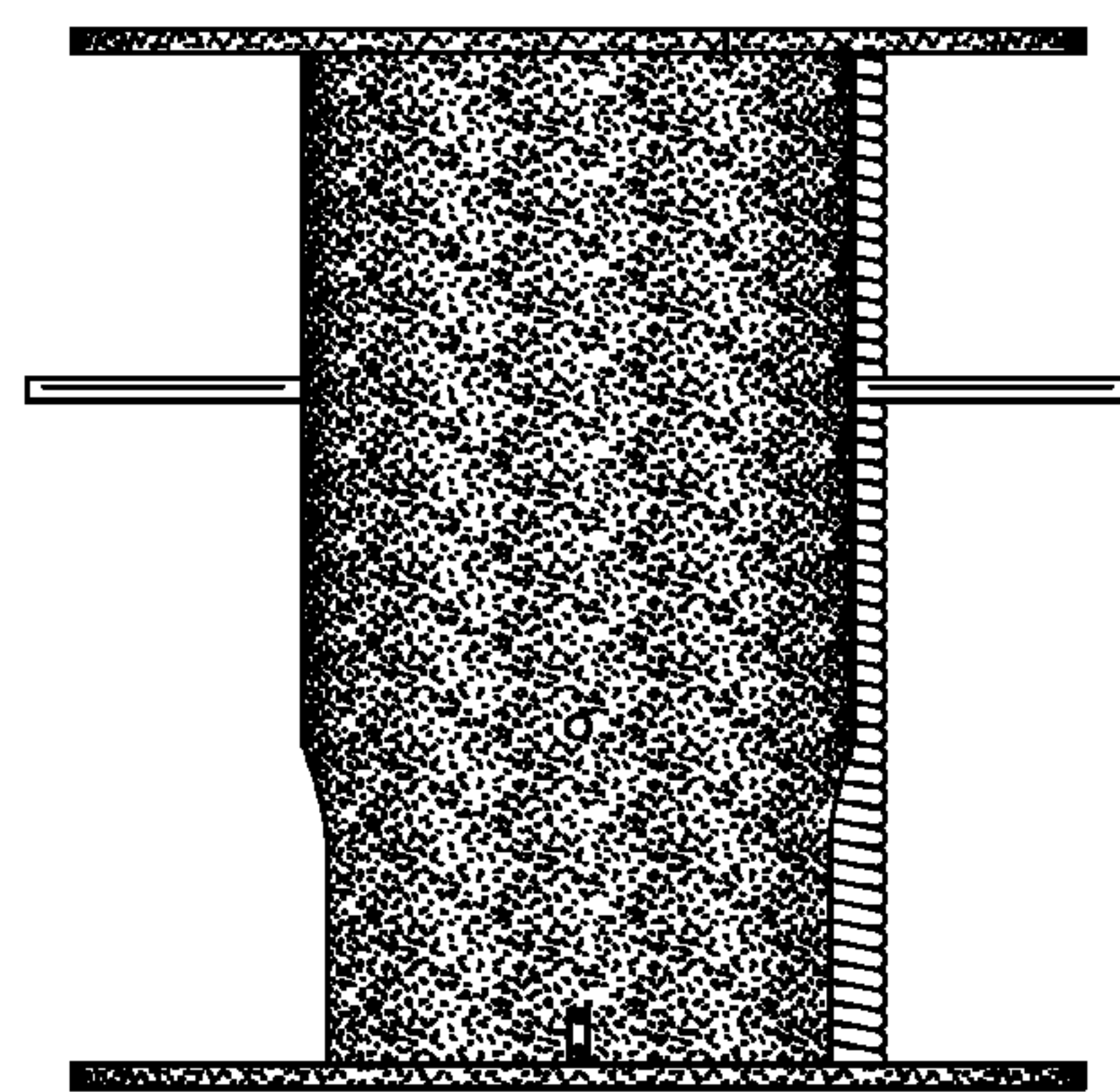


FIG. 3




FIG. 4




FIG. 5

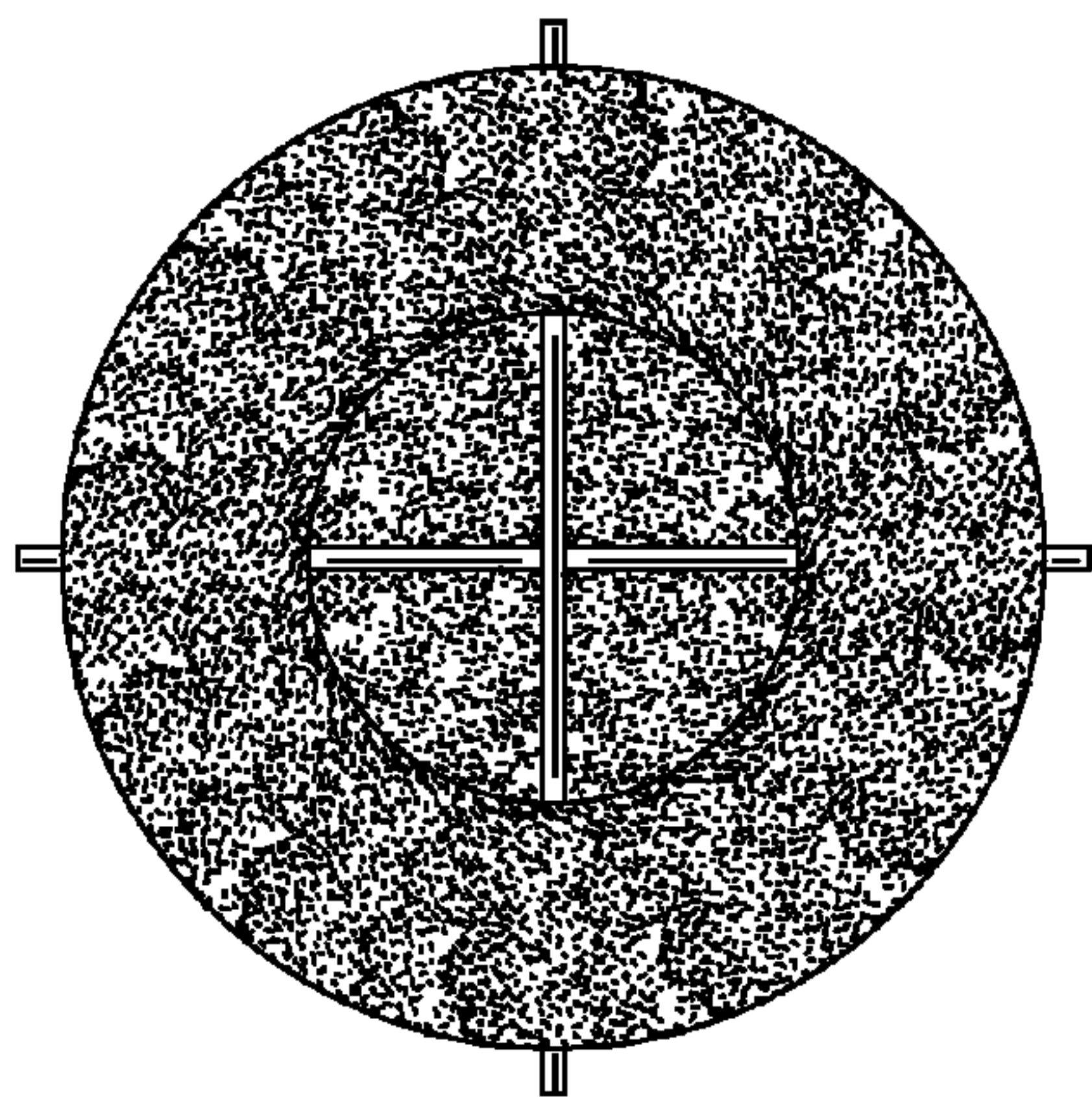


FIG. 6

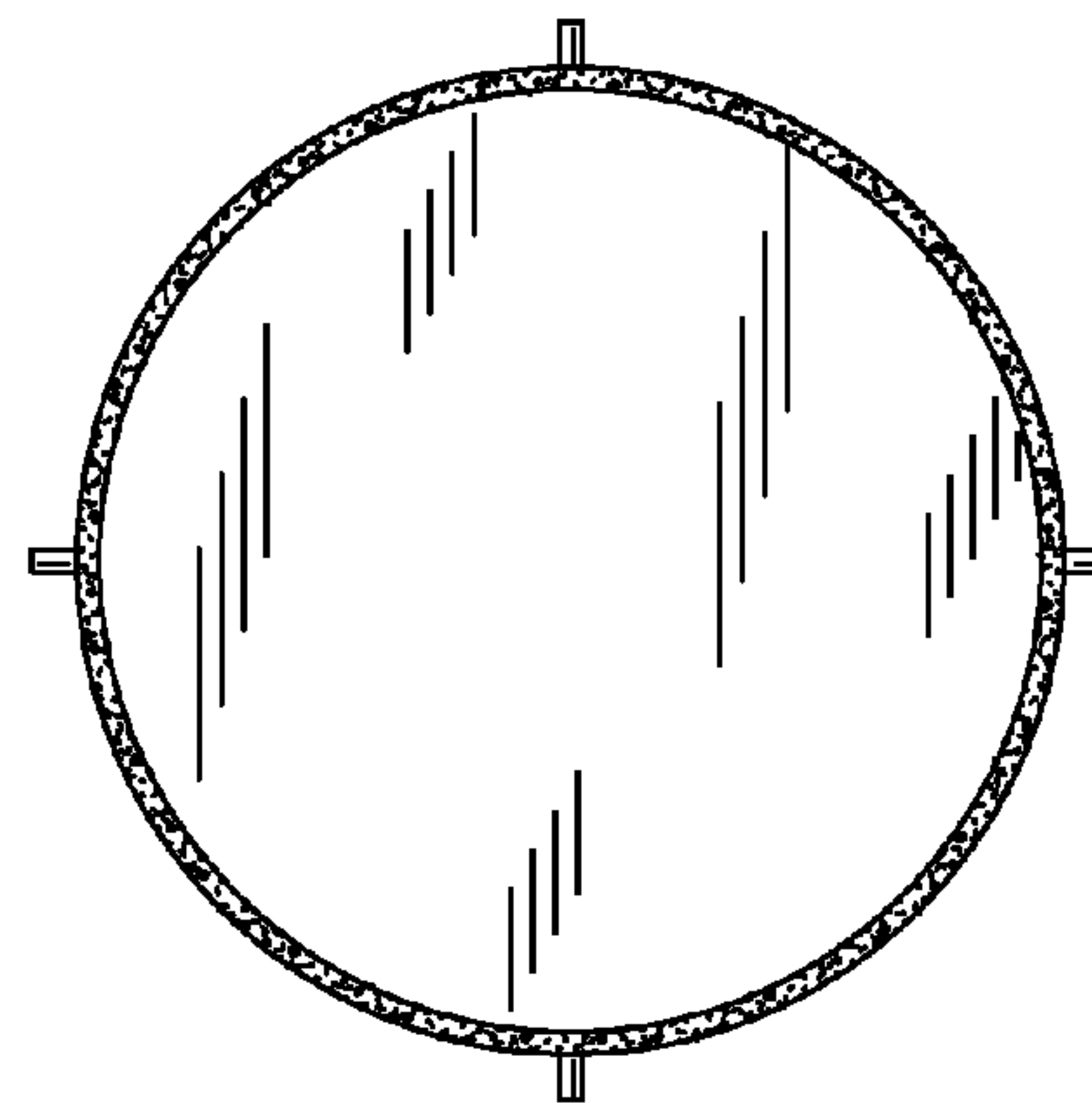


FIG. 7

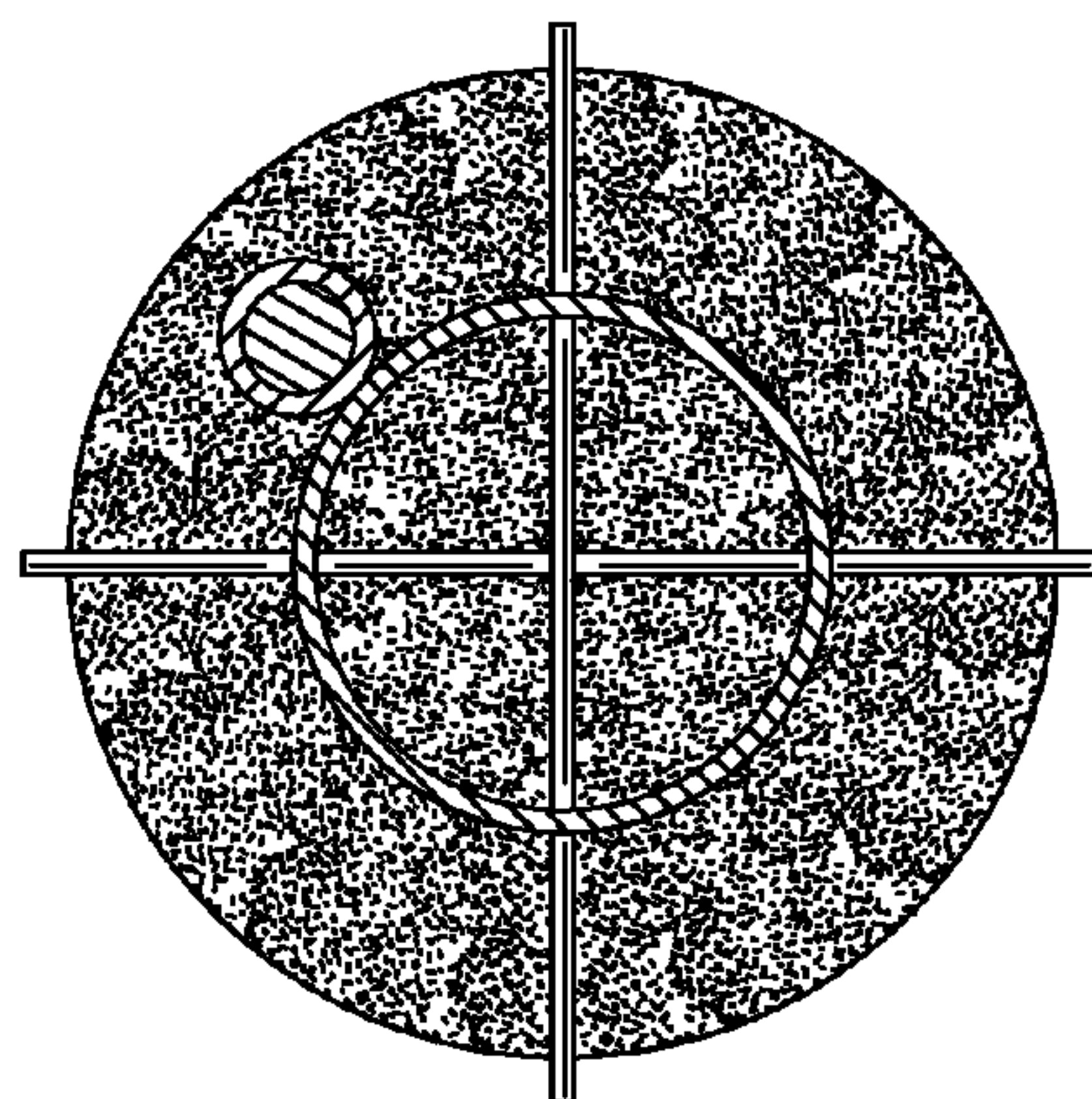


FIG. 8