



US00D668377S

(12) **United States Design Patent**
Urquiola

(10) **Patent No.:** **US D668,377 S**

(45) **Date of Patent:** **** Oct. 2, 2012**

(54) **LAMPSHADE**

(75) Inventor: **Patricia Urquiola**, Brescia (IT)

(73) Assignee: **FLOS, S.p.A.**, Brescia (IT)

(**) Term: **14 Years**

(21) Appl. No.: **29/402,750**

(22) Filed: **Sep. 27, 2011**

(30) **Foreign Application Priority Data**

Mar. 28, 2011 (IT) BS2011O0010

(51) **LOC (9) Cl.** **26-99**

(52) **U.S. Cl.** **D26/118**

(58) **Field of Classification Search** D26/143,
D26/144, 145, 138, 139, 155, 154, 118, 113,
D26/119, 120, 121, 122, 123, 128, 125, 124,
D26/152, 151, 140, 141, 142, 2, 28, 72, 73,
D26/74, 75, 76, 78, 85, 86, 89, 77, 64, 62,
D26/63, 71, 69, 68, 65, 66, 67, 87, 102, 24,
D26/25, 26, 110, 90, 91, 92, 131, 132, 134,
D26/126, 127, 129, 130; 362/101, 326, 362,
362/240, 249.01-249.11, 235, 370, 433;
248/415, 219.5, 219.1, 219.2, 222.14; 52/98,
52/40, 28

See application file for complete search history.

(56) **References Cited**

U.S. PATENT DOCUMENTS

D78,956	S	*	7/1929	Zweig	D26/86
1,721,540	A	*	7/1929	Zuleger	362/320
D80,418	S	*	1/1930	Hoch	D26/91
D80,715	S	*	3/1930	Zweig	D26/130
2,212,638	A	*	8/1940	Franke	428/11
D171,164	S	*	12/1953	Morgan	D26/134
D197,859	S	*	3/1964	Harper	D26/152
3,600,572	A	*	8/1971	Grunwald	362/358
D240,852	S	*	8/1976	Jacobsen	D26/86
D257,643	S	*	12/1980	Zurcher	D26/85
D278,659	S	*	4/1985	Lodrick, Sr.	D26/85

D311,773	S	*	10/1990	Freeman	D23/411
D374,304	S	*	10/1996	Sung	D26/136
D426,669	S	*	6/2000	Nicholas	D26/131
D443,100	S	*	5/2001	Wu	D26/110
D557,445	S	*	12/2007	Blum et al.	D26/88
D593,705	S	*	6/2009	Bilotti	D26/118
D596,339	S	*	7/2009	Sabernig	D26/90
D601,743	S	*	10/2009	Sabernig	D26/88
D603,082	S	*	10/2009	Orozco	D26/89
D603,553	S	*	11/2009	Orozco	D26/89
D604,451	S	*	11/2009	Smith	D26/118
D604,452	S	*	11/2009	Smith	D26/118
D637,755	S	*	5/2011	Rabideau et al.	D26/128
8,011,812	B2	*	9/2011	Schnitzer	362/326
D656,664	S	*	3/2012	Son	D26/118
D656,665	S	*	3/2012	Son	D26/118
D659,887	S	*	5/2012	Holder	D26/90

* cited by examiner

Primary Examiner — Kevin Rudzinski

(74) *Attorney, Agent, or Firm* — Harness, Dickey & Pierce, PLC

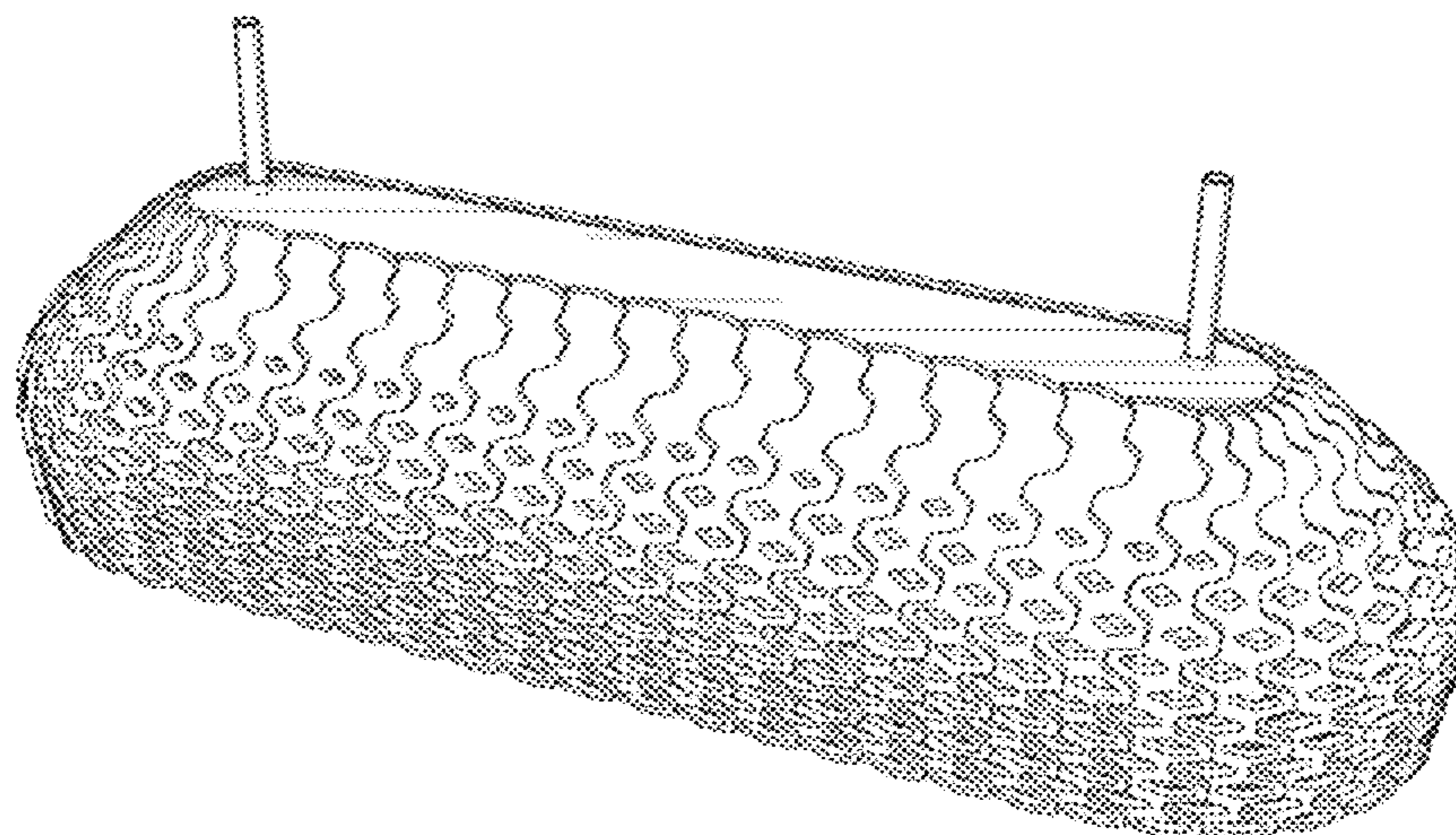
(57) **CLAIM**

The ornamental design for a lampshade, as shown and described.

DESCRIPTION

FIG. 1 is a side perspective view of the new design for a lampshade;
FIG. 2 is a left side elevational view of the lampshade shown in FIG. 1;
FIG. 3 is a right side elevational view of the lampshade shown in FIG. 1;
FIG. 4 is a front elevational view of the lampshade shown in FIG. 1;
FIG. 5 is a rear elevational view of the lampshade shown in FIG. 1;
FIG. 6 is a top plan view of the lampshade shown in FIG. 1; and,
FIG. 7 is a bottom plan view of the lampshade shown in FIG. 1.

1 Claim, 7 Drawing Sheets



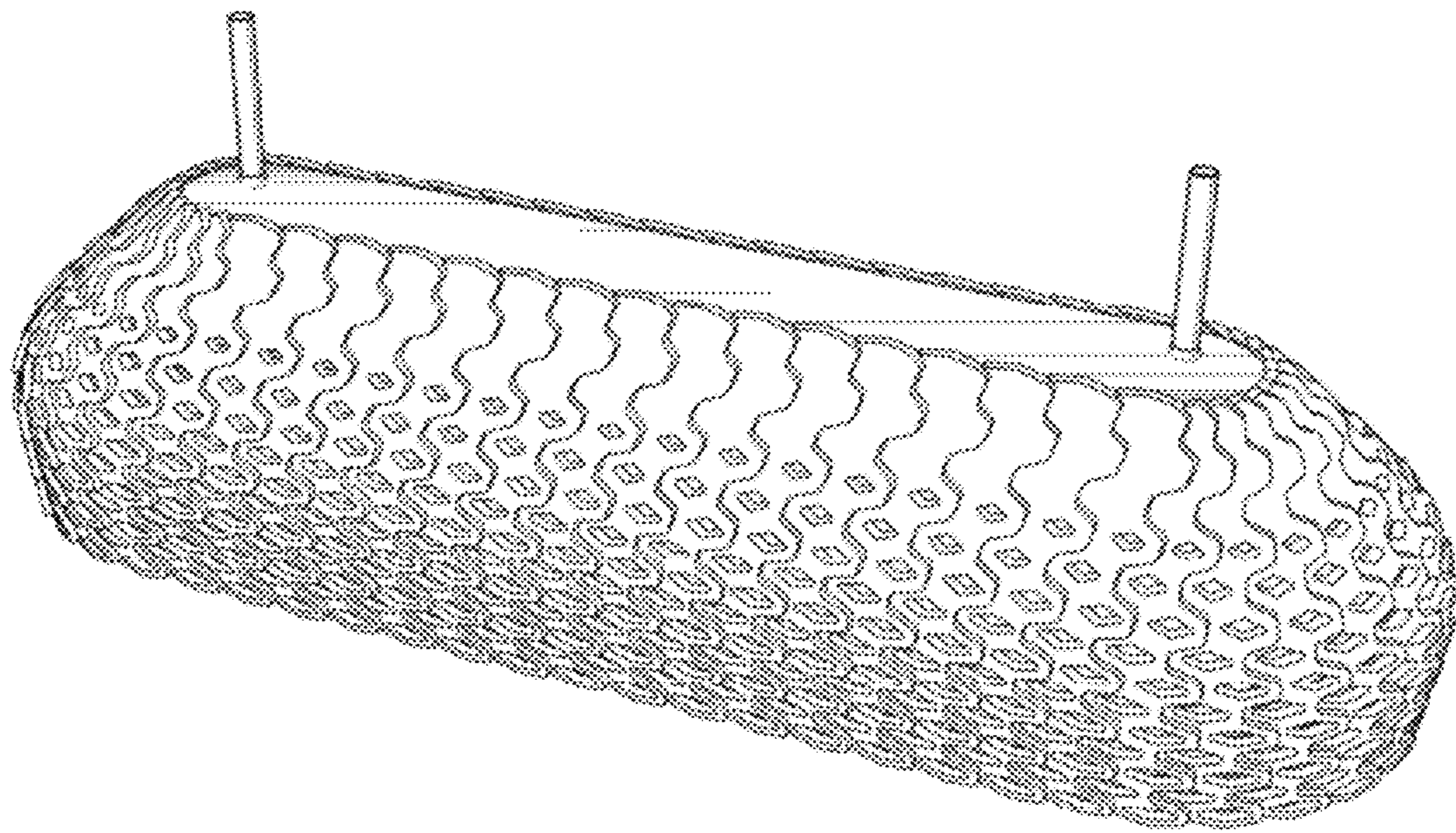


FIG. 1

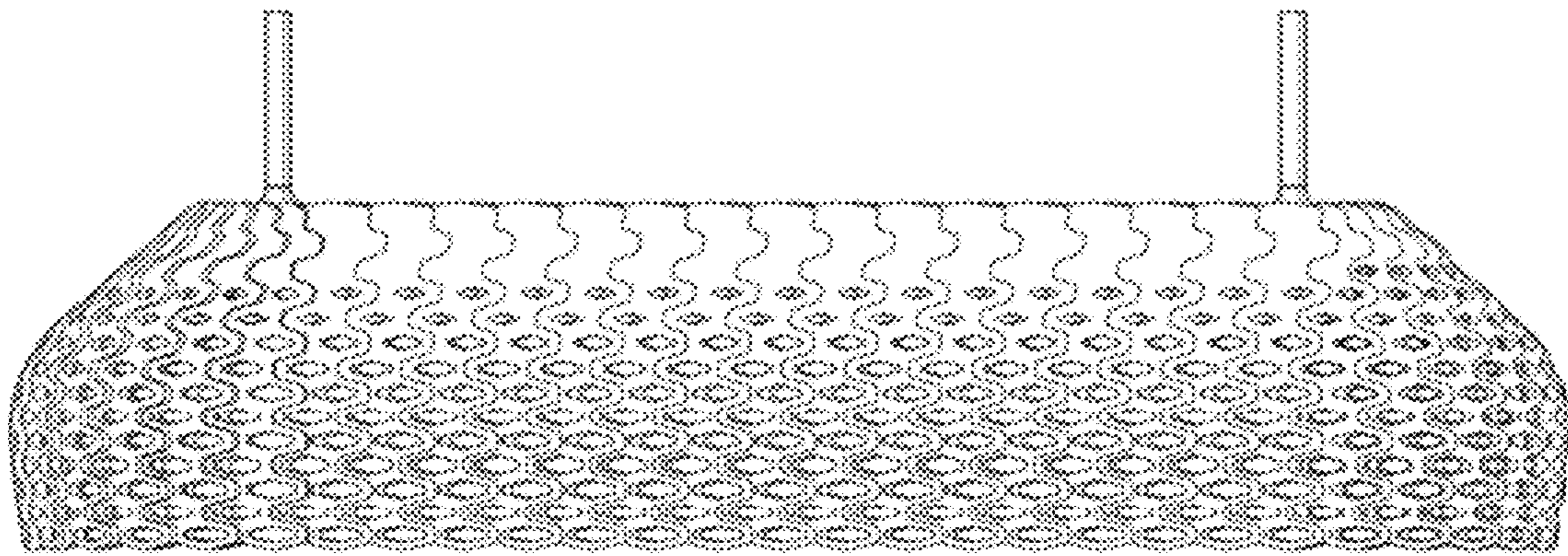


FIG. 2

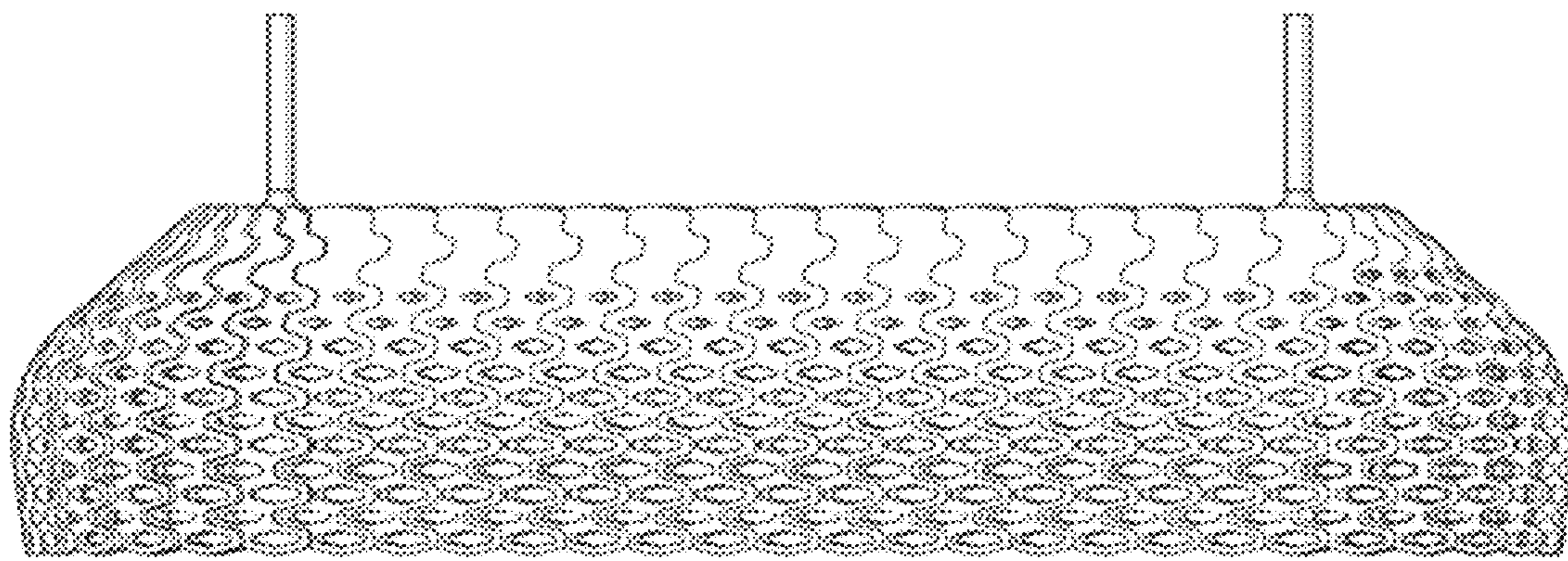


FIG. 3

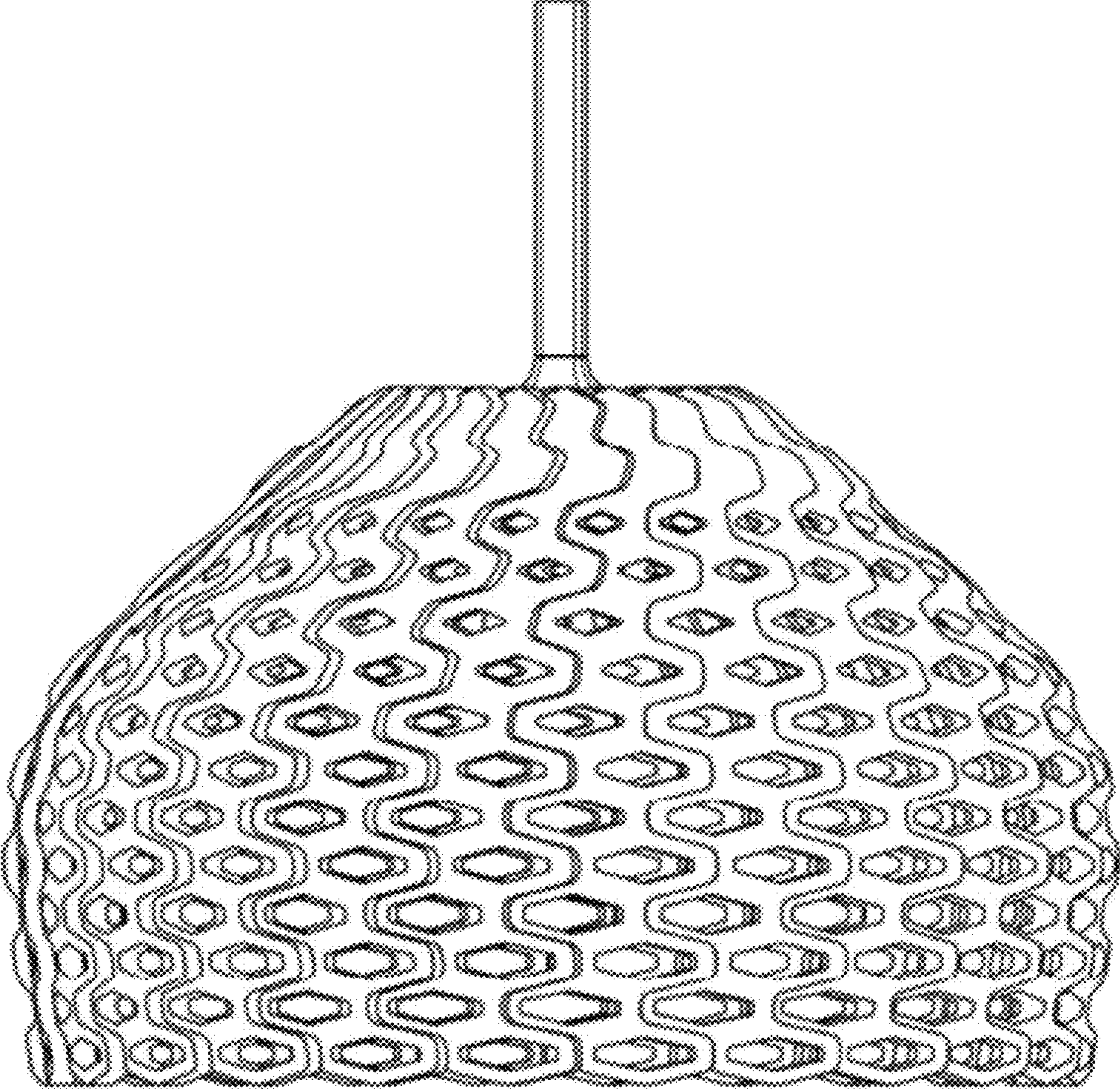


FIG. 4

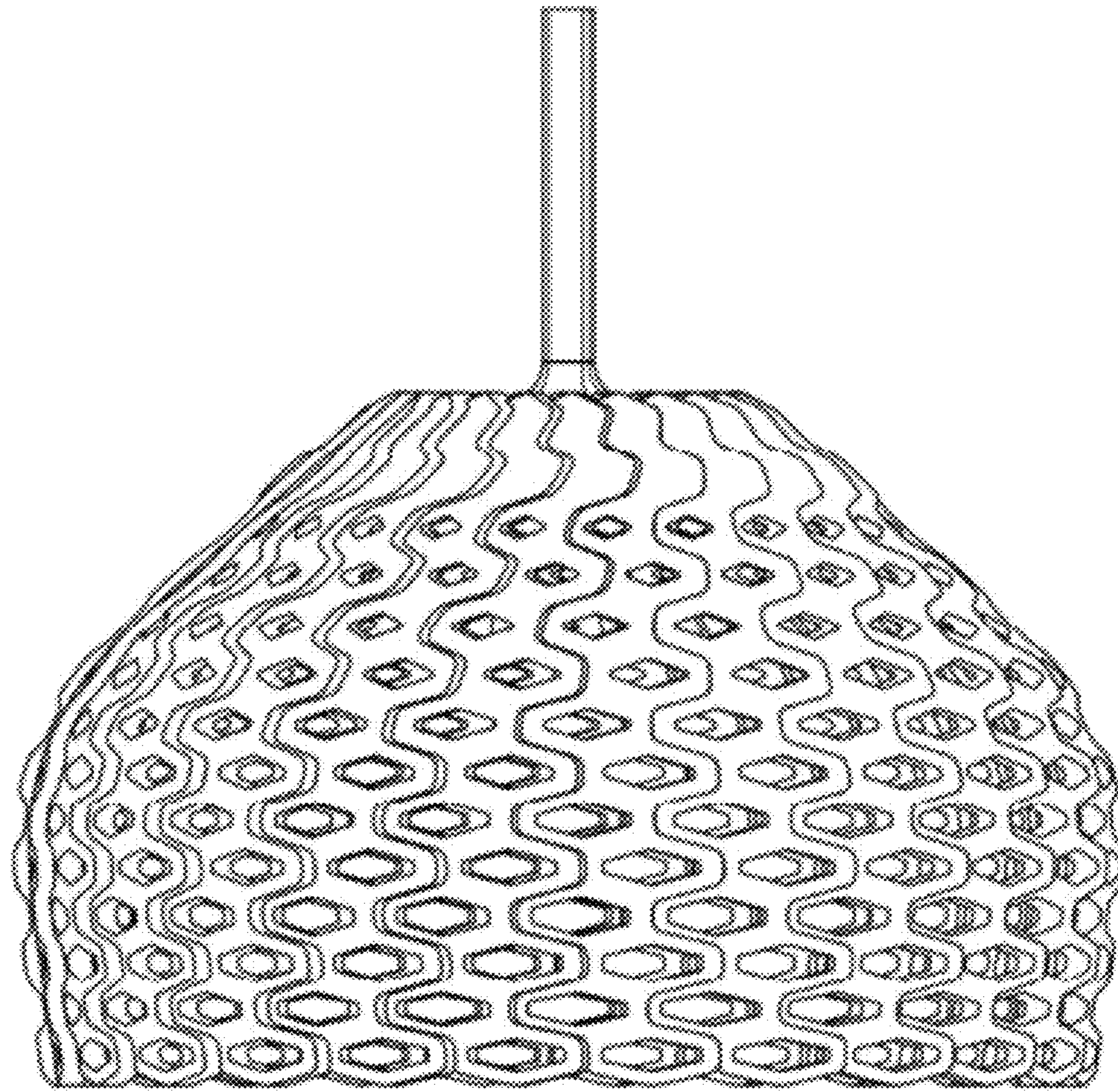


FIG. 5

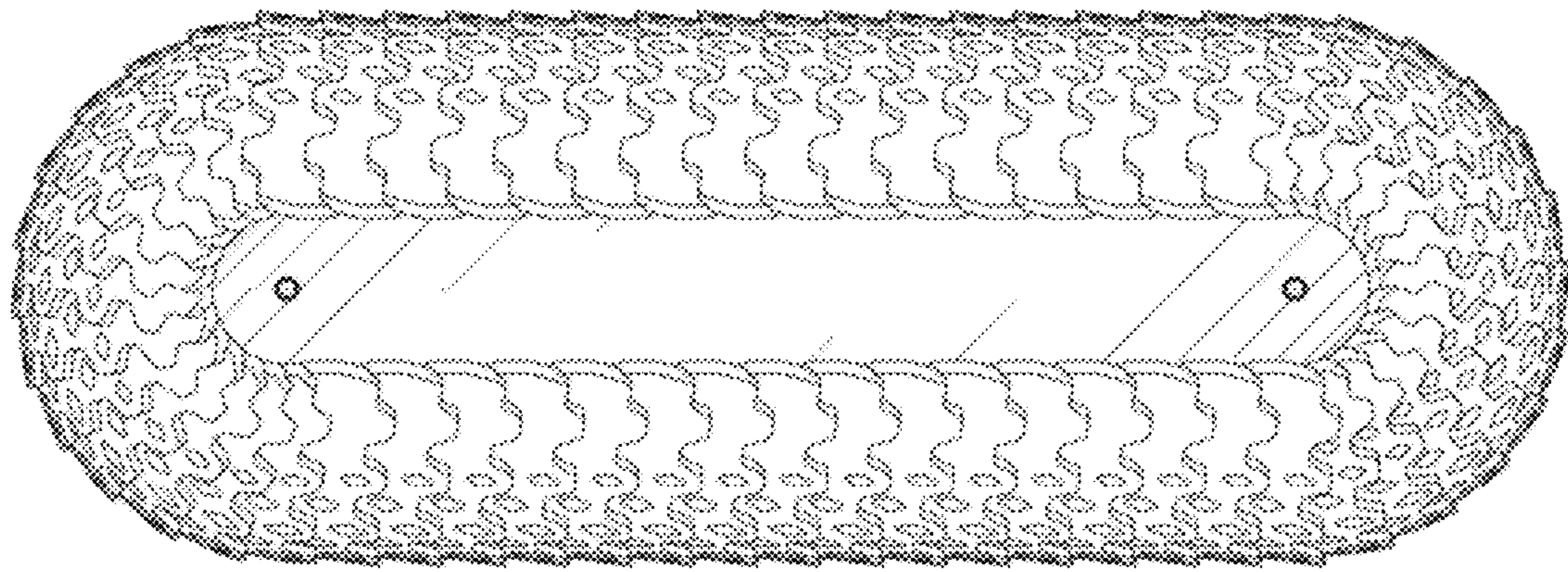


FIG. 6

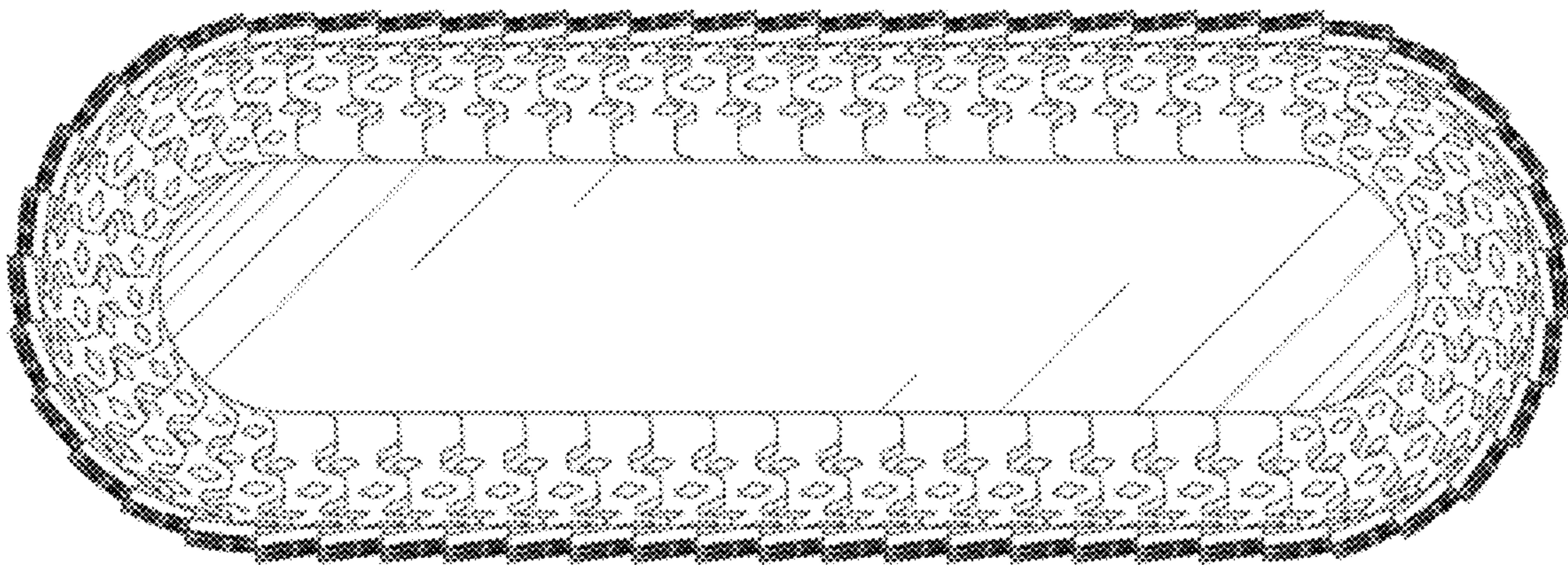


FIG. 7