



US00D668342S

(12) **United States Design Patent**
Hilaire

(10) **Patent No.:** **US D668,342 S**

(45) **Date of Patent:** **** Oct. 2, 2012**

(54) **PLANAR FASCIA STRAP**

(76) Inventor: **James L. Hilaire**, Indianapolis, IN (US)

(**) Term: **14 Years**

(21) Appl. No.: **29/402,627**

(22) Filed: **Sep. 25, 2011**

(51) **LOC (9) Cl.** **24-01**

(52) **U.S. Cl.** **D24/192; D24/190**

(58) **Field of Classification Search** D24/189-192;
D29/100, 101.3, 120.1; D2/896, 897, 916;
602/5, 19-20, 26, 41, 54, 60-63, 65, 74;
128/100.1, 876, 892, 894; 2/24, 162, 455
See application file for complete search history.

(56) **References Cited**

U.S. PATENT DOCUMENTS

3,989,041	A *	11/1976	Davies	602/62
4,534,342	A *	8/1985	Pexa	602/74
D307,184	S *	4/1990	McConnell	D24/190
D385,356	S *	10/1997	Fabricant	D24/189
D446,913	S *	8/2001	Holden	D2/916
7,004,917	B2 *	2/2006	Henderson et al.	602/5
D604,424	S *	11/2009	Coubetergues	D24/189
D608,006	S *	1/2010	Avitable et al.	D24/190
D613,414	S *	4/2010	Arbesman et al.	D24/190

D613,415	S *	4/2010	Arbesman et al.	D24/190
D639,964	S *	6/2011	Kase	D24/190
RE43,195	E *	2/2012	Cotton	D24/189

* cited by examiner

Primary Examiner — Susan E Krakower

(74) *Attorney, Agent, or Firm* — QuickPatents, Inc.; Kevin Prince

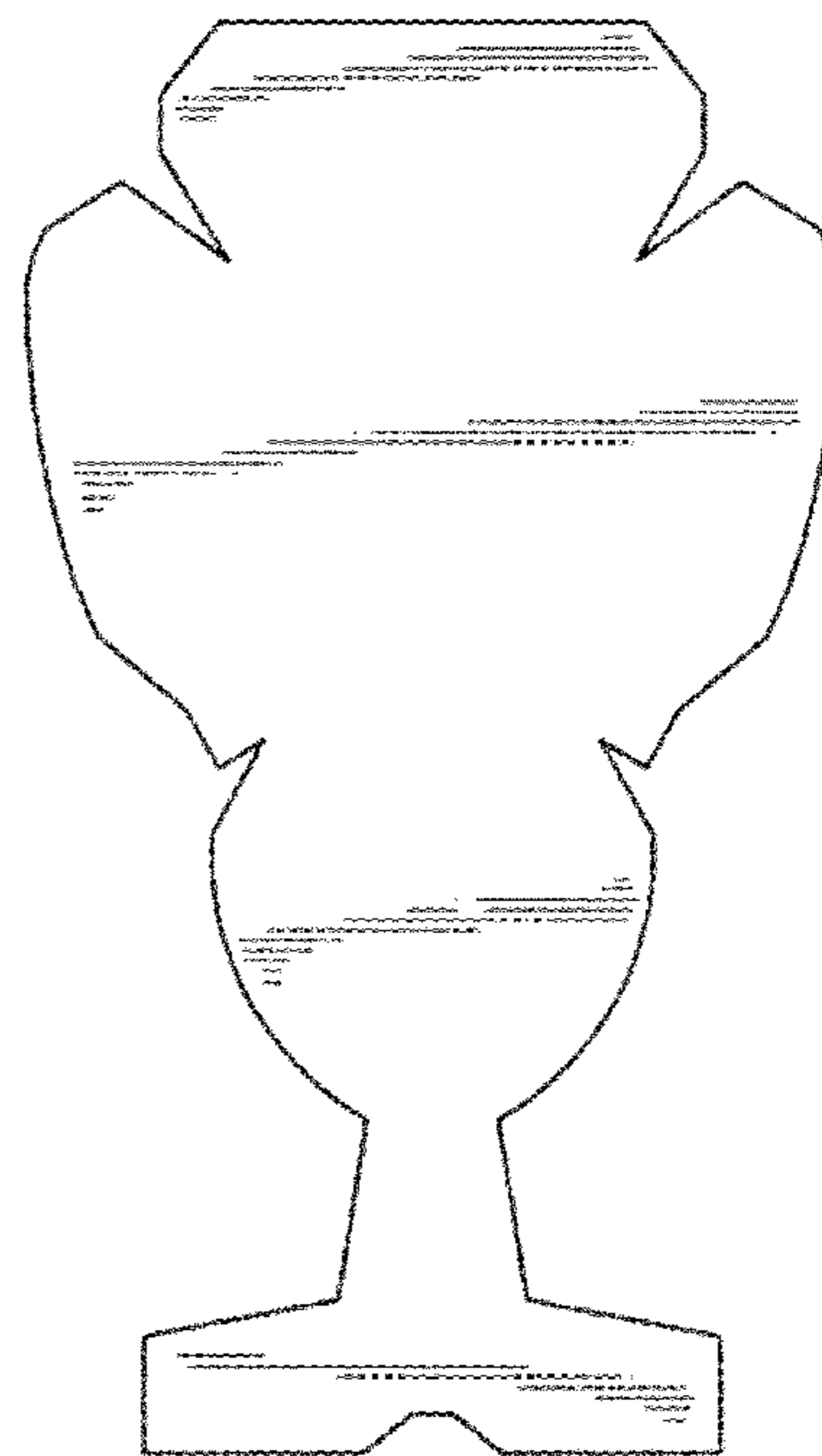
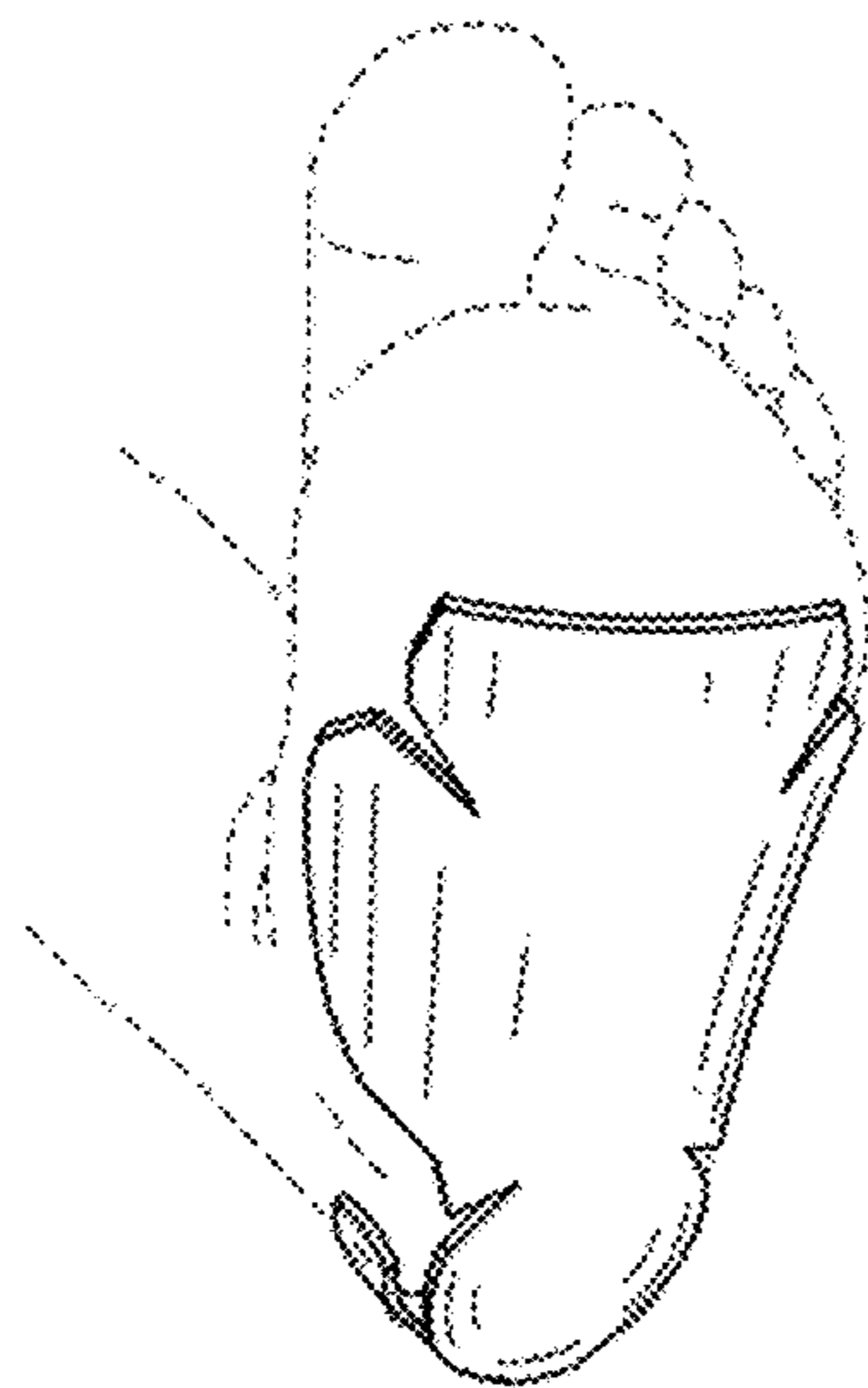
(57) **CLAIM**

I claim the ornamental design for a planar fascia strap, as shown and described.

DESCRIPTION

FIG. 1 is a perspective view of a planar fascia strap, showing my new design in a worn configuration;
FIG. 2 is a perspective view thereof in a flat configuration;
FIG. 3 is a top plan view of FIG. 2, the bottom plan view being a mirror image thereof;
FIG. 4 is a left-side elevational view of FIG. 2, the right-side elevational view being a mirror image thereof;
FIG. 5 is a front elevational view of FIG. 2; and,
FIG. 6 is a rear elevational view of FIG. 2.
The broken lines showing a foot in FIG. 1 depict environmental matter and form no part of the claimed design.

1 Claim, 3 Drawing Sheets



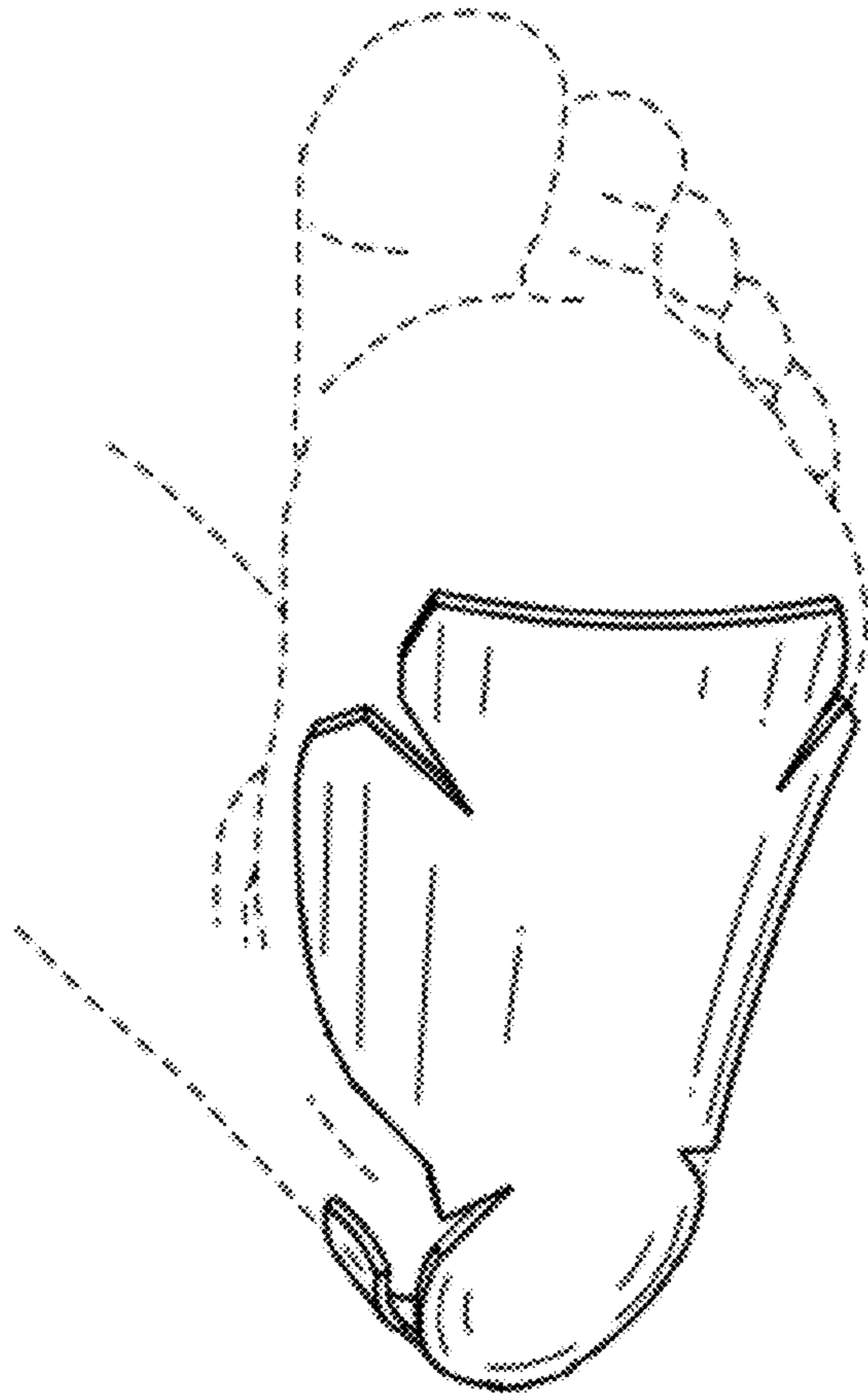


FIG. 1

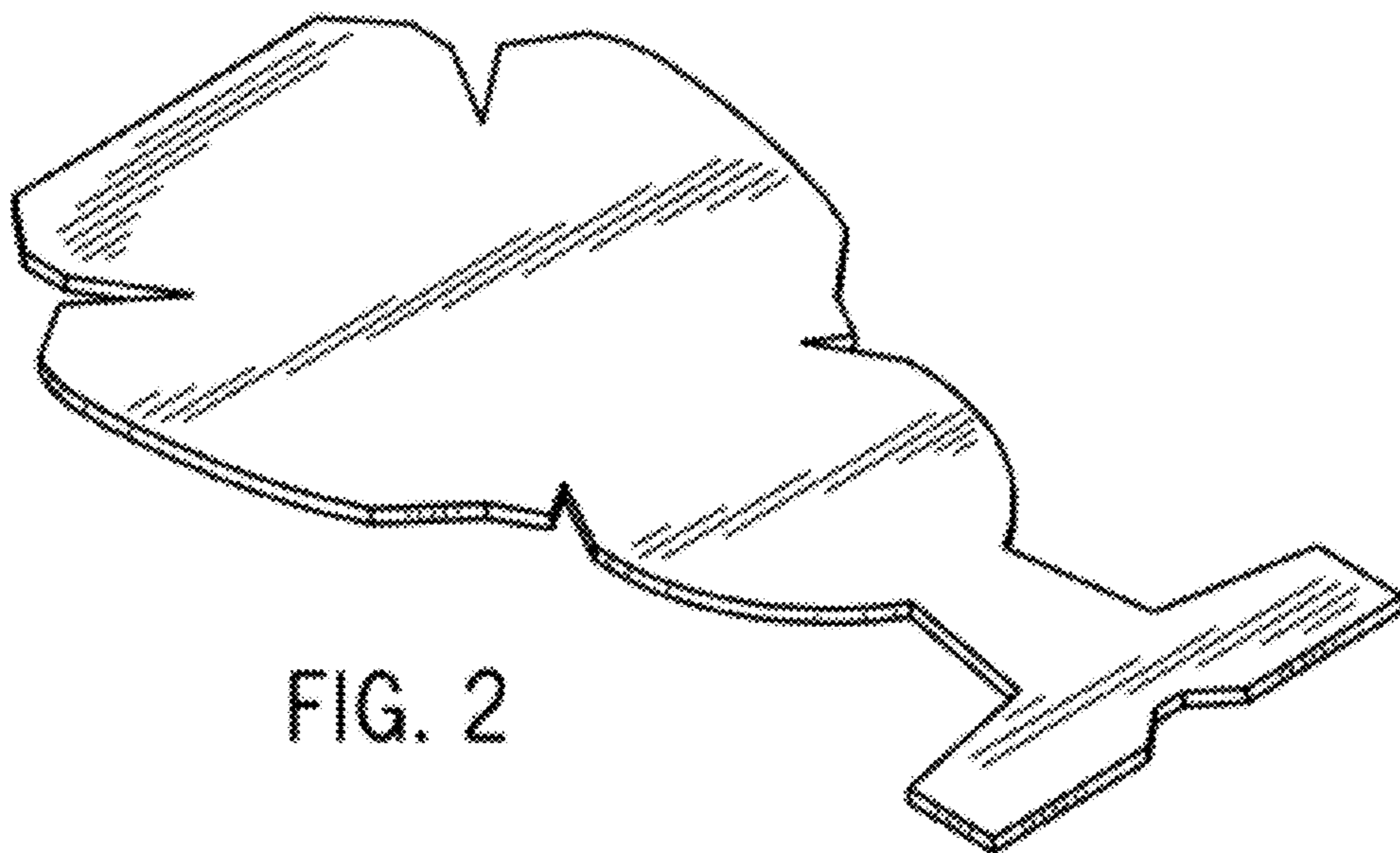


FIG. 2

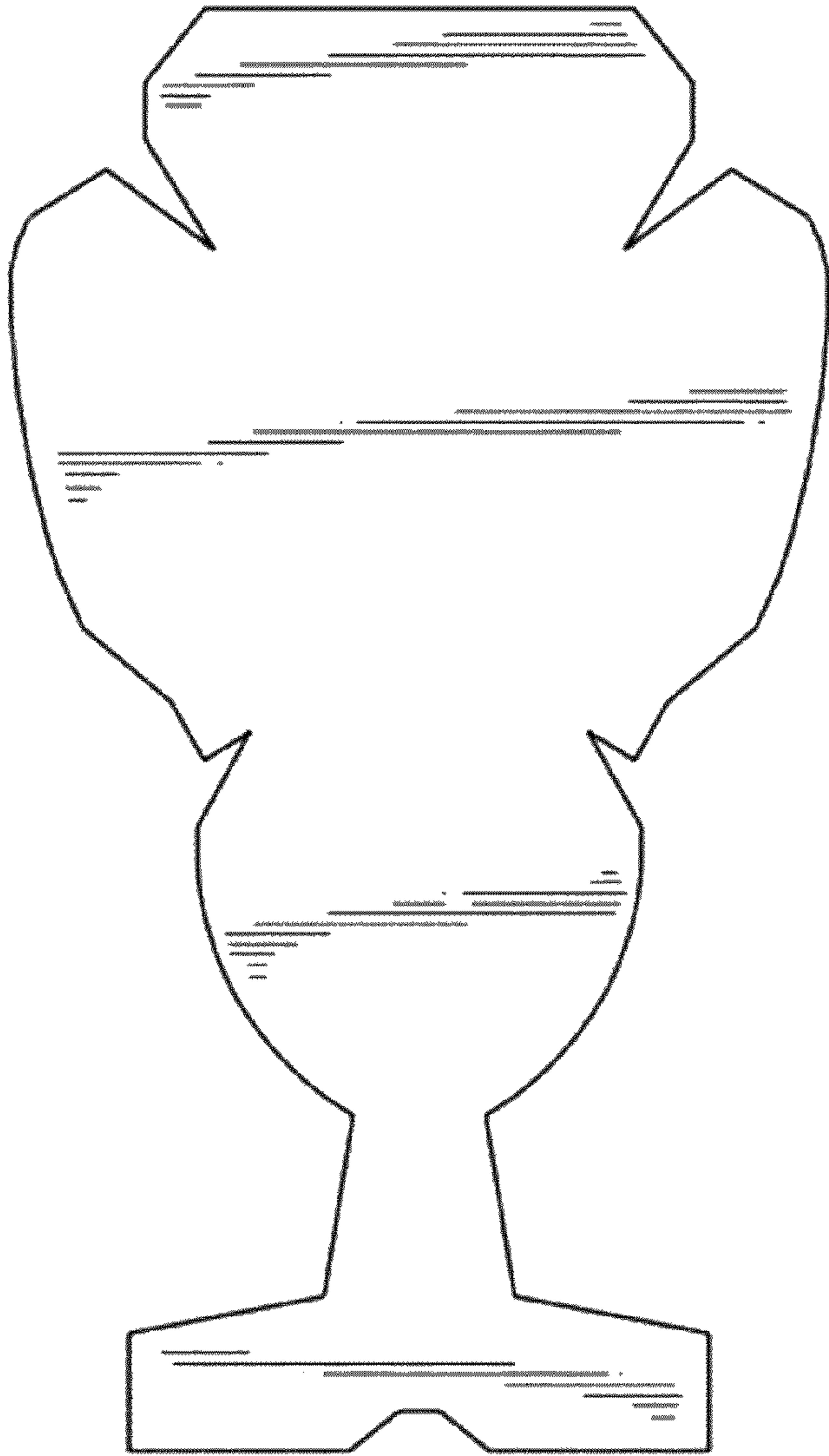


FIG. 3



FIG. 4



FIG. 5




FIG. 6