

US00D668319S

(12) **United States Design Patent**
Kane

(10) **Patent No.:** **US D668,319 S**

(45) **Date of Patent:** **** Oct. 2, 2012**

(54) **FORMABLE WAND**

(75) Inventor: **Timothy Kane**, Greenwich, CT (US)

(73) Assignee: **Goodway Technologies Corporation**,
Stamford, CT (US)

(**) Term: **14 Years**

(21) Appl. No.: **29/373,695**

(22) Filed: **May 12, 2011**

(51) **LOC (9) Cl.** **23-01**

(52) **U.S. Cl.** **D23/213**

(58) **Field of Classification Search** D23/213,
D23/223, 266; 239/530, 532, 281
See application file for complete search history.

(56) **References Cited**

U.S. PATENT DOCUMENTS

2,269,877	A *	1/1942	Johnson	174/113 R
4,457,472	A *	7/1984	Geberth, Jr.	239/532
4,982,896	A *	1/1991	Crow	239/11
5,390,853	A *	2/1995	Ellul	239/282
6,446,884	B1 *	9/2002	Utter et al.	239/532

D604,810	S *	11/2009	Lin	D23/266
D605,737	S *	12/2009	von Glanstaetten et al.	D23/266
7,673,910	B2 *	3/2010	Moon	285/302

* cited by examiner

Primary Examiner — Robin V Webster

(74) *Attorney, Agent, or Firm* — Patrick J. Walsh

(57) **CLAIM**

The ornamental design for formable wand, as shown and described.

DESCRIPTION

FIG. 1 is a perspective view of formable wand, showing my new design;

FIG. 2 is a front view thereof;

FIG. 3 is a top elevation view thereof;

FIG. 4 is a right side elevation view thereof;

FIG. 5 is a left side elevation view thereof;

FIG. 6 is a perspective view of modified embodiment formable wand, showing my new design;

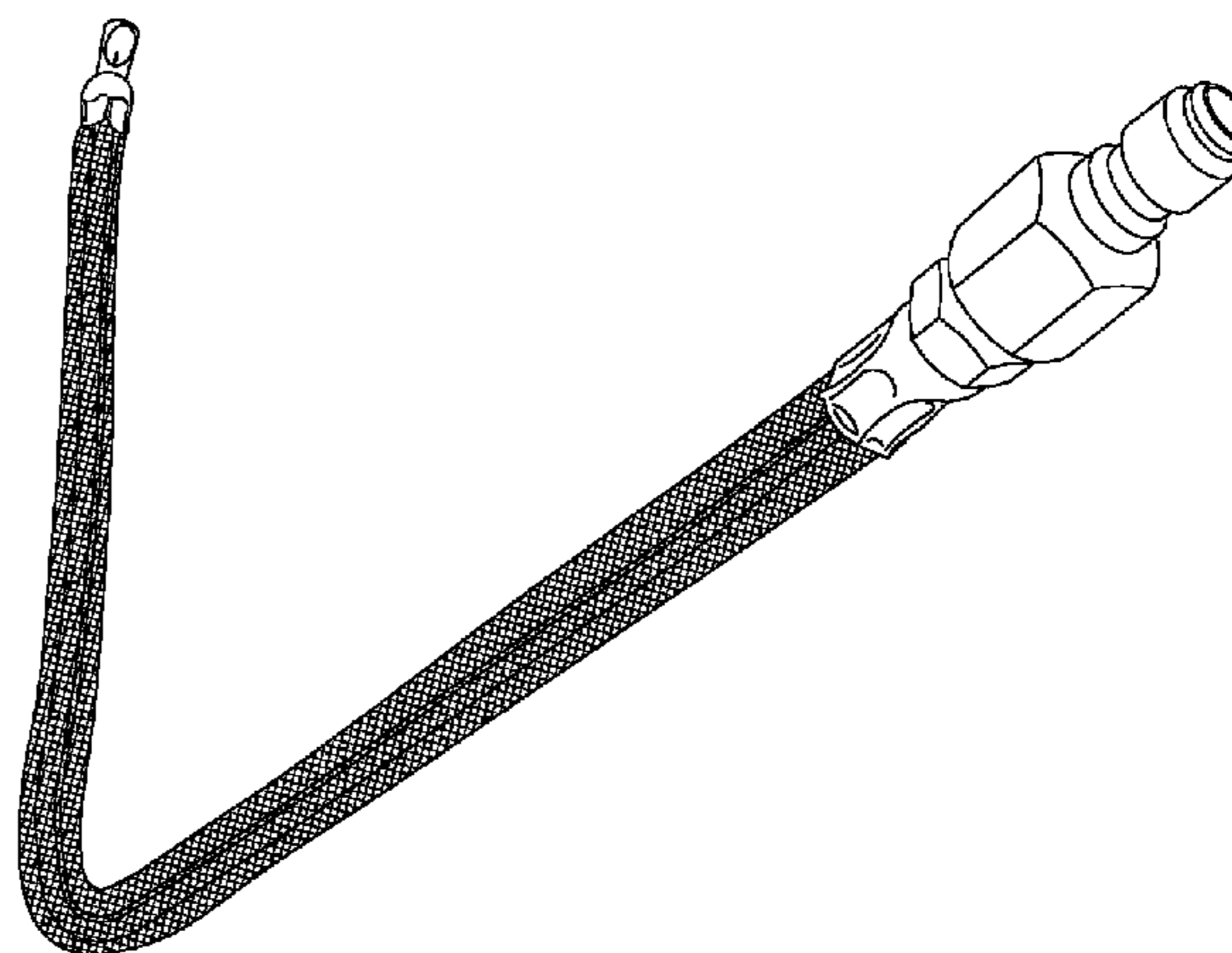
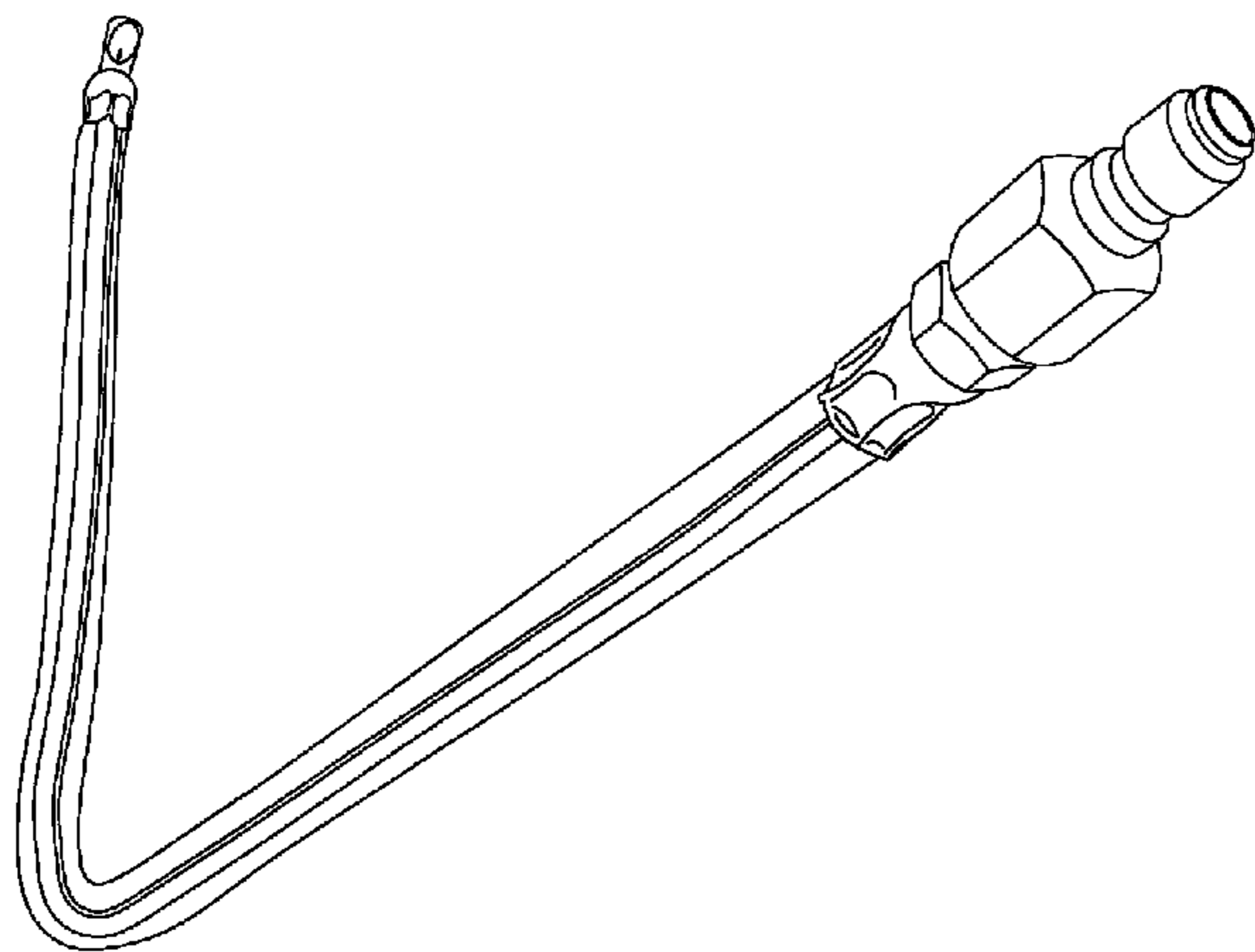
FIG. 7 is a front view thereof;

FIG. 8 is a top elevation view thereof;

FIG. 9 is a right side elevation view thereof; and,

FIG. 10 is a left side elevation view thereof.

1 Claim, 6 Drawing Sheets



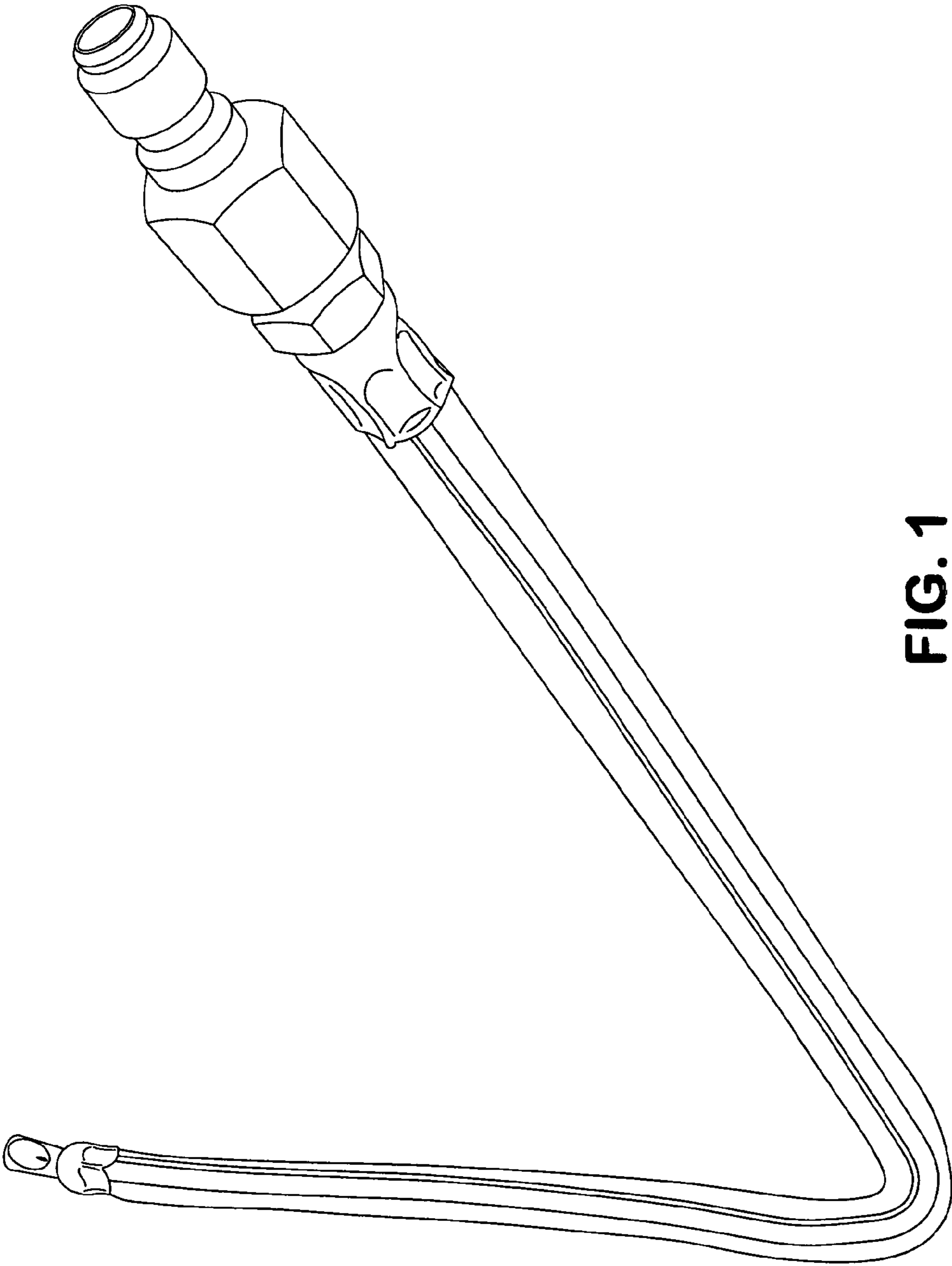


FIG. 1




FIG. 2

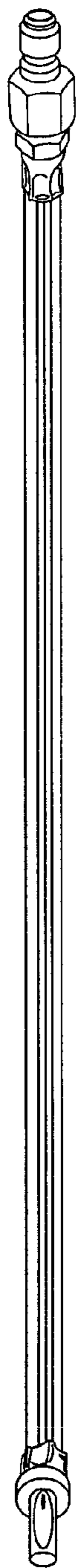


FIG. 3




FIG. 5




FIG. 4

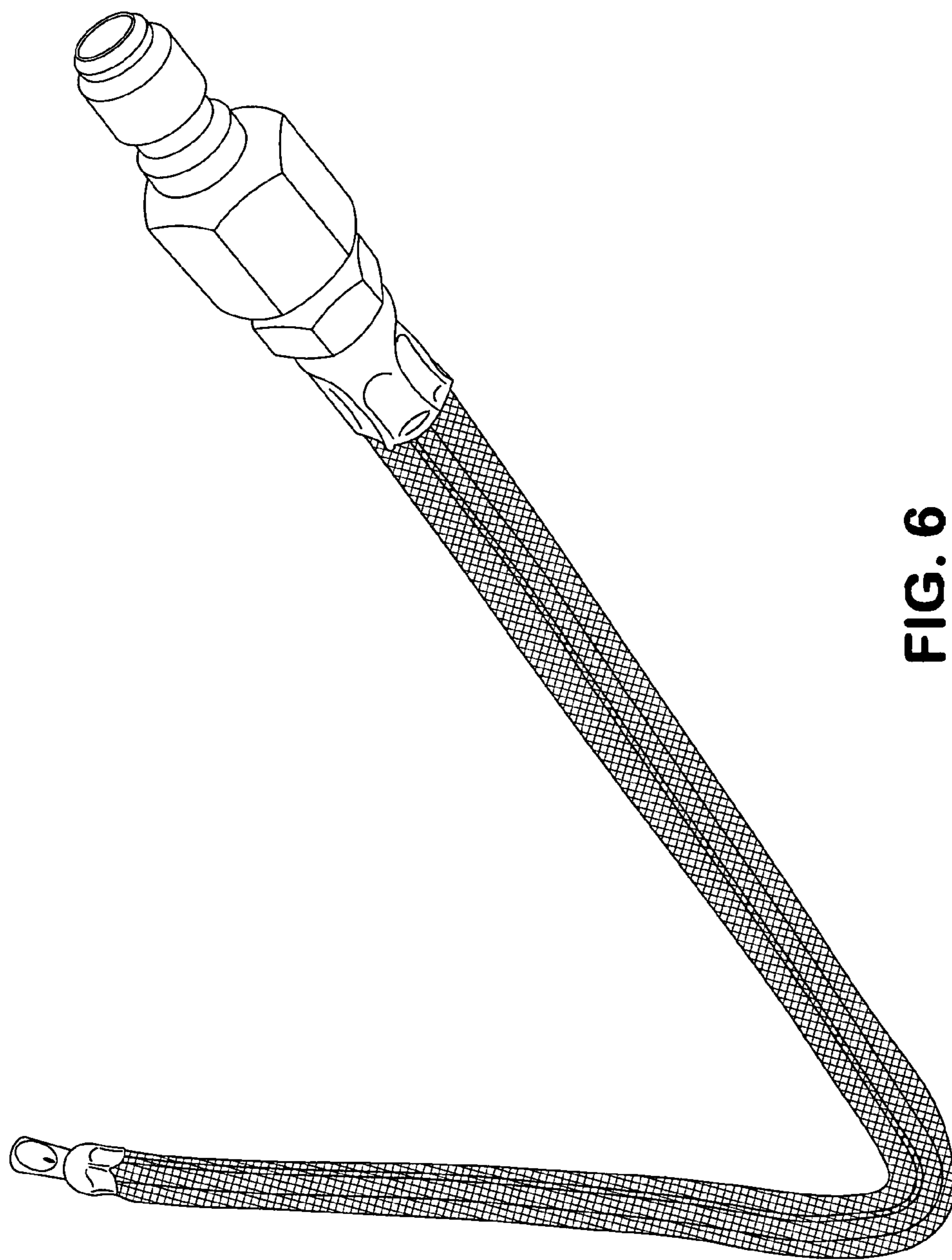


FIG. 6




FIG. 7

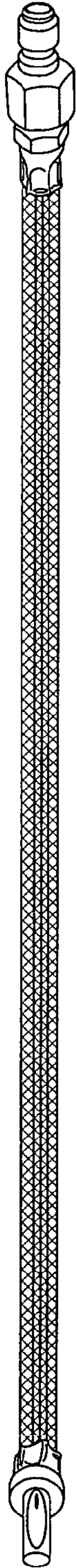


FIG. 8




FIG. 9

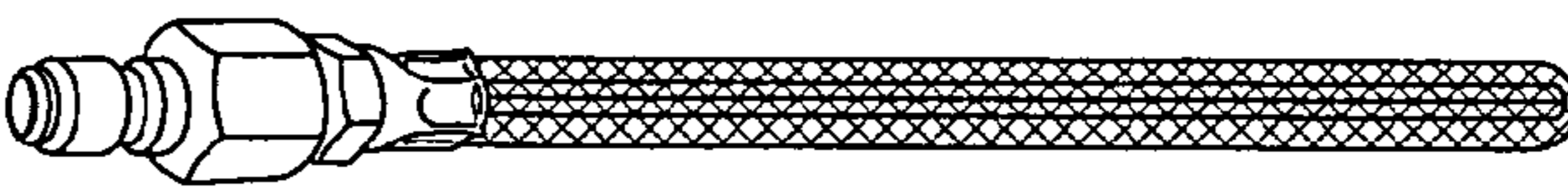


FIG. 10