



US00D668313S

(12) **United States Design Patent**
Bushee

(10) **Patent No.:** **US D668,313 S**

(45) **Date of Patent:** **** Oct. 2, 2012**

(54) **BATON**

(76) **Inventor:** **Glenn Bushee, Duxbury, MA (US)**

(**) **Term:** **14 Years**

(21) **Appl. No.:** **29/391,592**

(22) **Filed:** **May 11, 2011**

(51) **LOC (9) Cl.** **22-02**

(52) **U.S. Cl.** **D22/117**

(58) **Field of Classification Search** D22/117-120,
D22/199; 224/914; 463/47.2-47.6; D8/300,
D8/303, 312, 315

See application file for complete search history.

(56) **References Cited**

U.S. PATENT DOCUMENTS

D223,663 S *	5/1972	Bortzfield	D22/117
D329,510 S *	9/1992	Lin	D22/117
D354,328 S *	1/1995	McCarty	D22/117
D449,367 S *	10/2001	Cushman et al.	D22/117
D517,154 S *	3/2006	Otto	D22/117

D611,115 S *	3/2010	Pennington	D22/117
D627,852 S *	11/2010	Yang-Fu	D22/117
D630,292 S *	1/2011	Yang-Fu	D22/117

* cited by examiner

Primary Examiner — Catheri Oliver-Garcia

(74) *Attorney, Agent, or Firm* — Lawrence J. Shurupoff

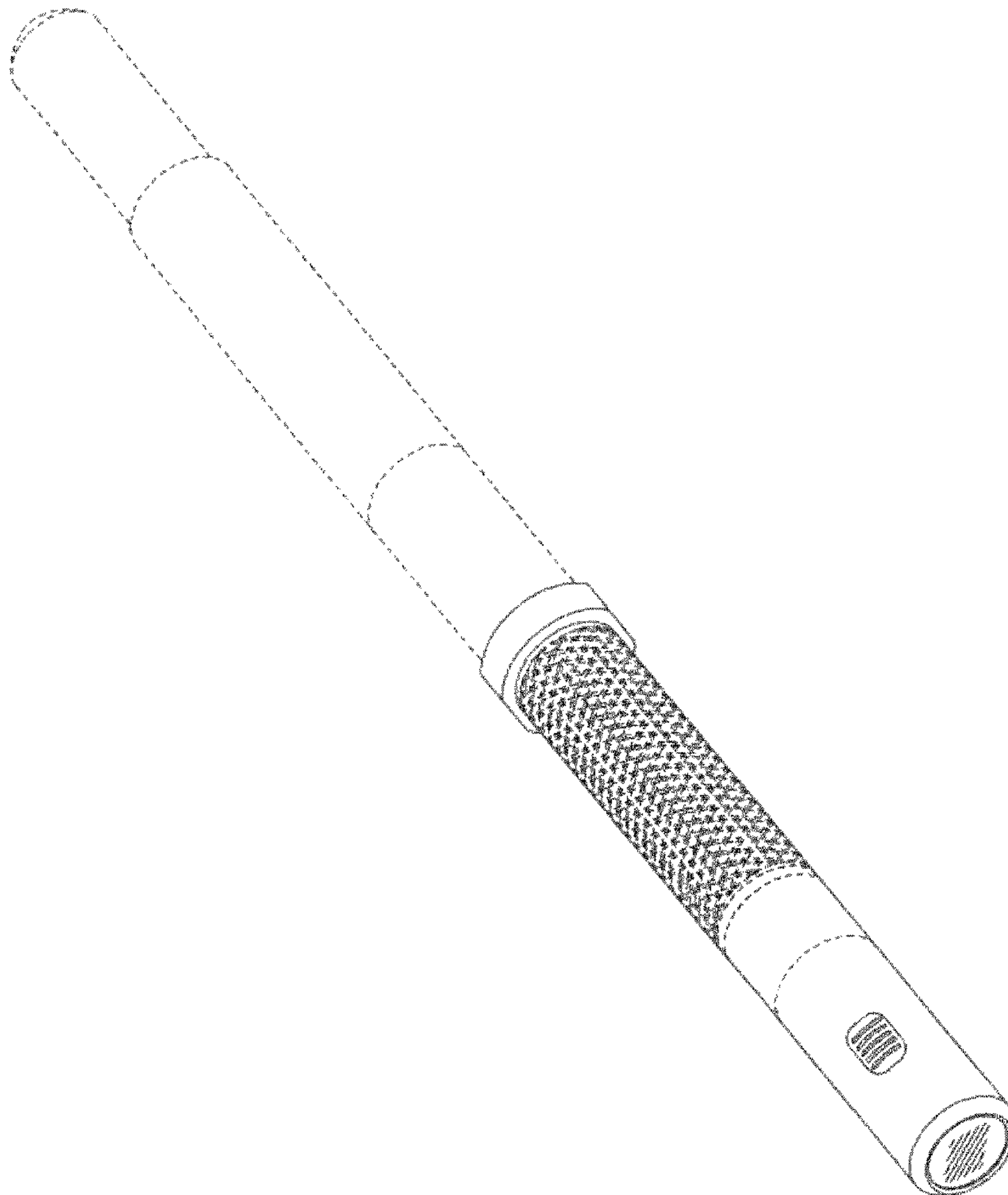
(57) **CLAIM**

The ornamental design for a baton, as shown and described.

DESCRIPTION

FIG. 1 is a top perspective view of the baton;
 FIG. 2 is a left side view thereof;
 FIG. 3 is a top view thereof;
 FIG. 4 is a rear end view thereof;
 FIG. 5 is a right side view thereof;
 FIG. 6 is a bottom view thereof; and,
 FIG. 7 is a front end view thereof.
 The portion shown in dashed lines is shown for illustrative purposes only and forms no part of the claimed design.

1 Claim, 3 Drawing Sheets



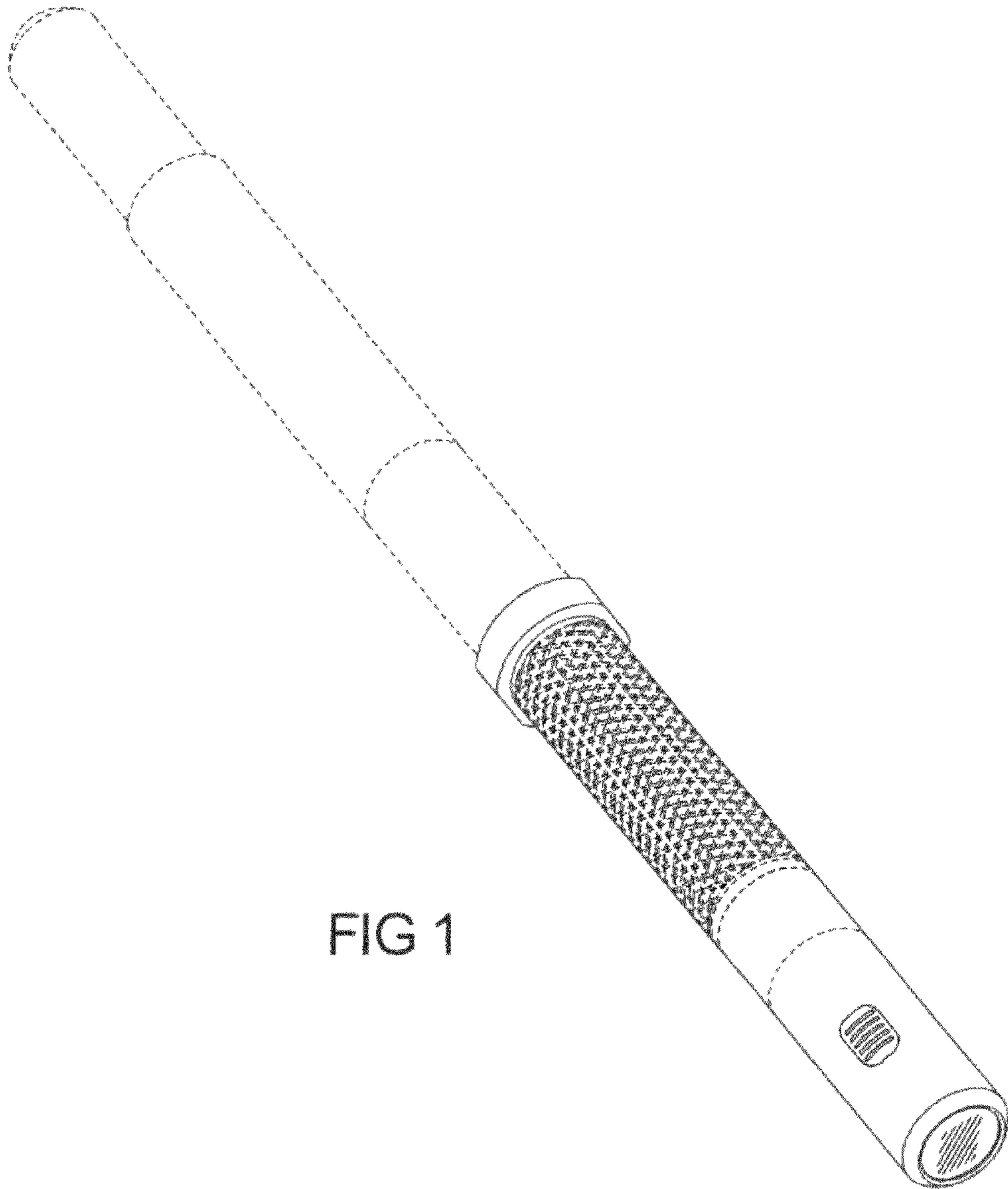


FIG 1

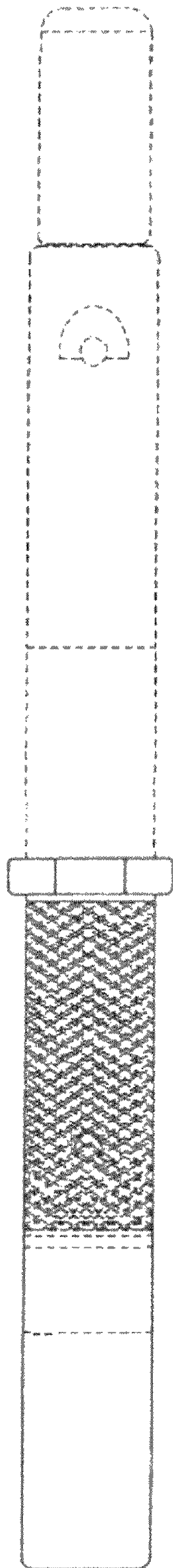


FIG 2




FIG 3

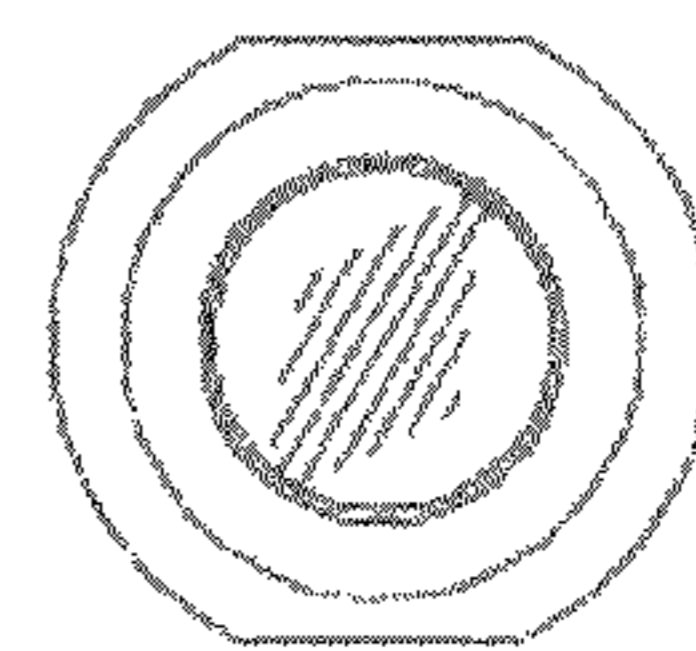


FIG 4

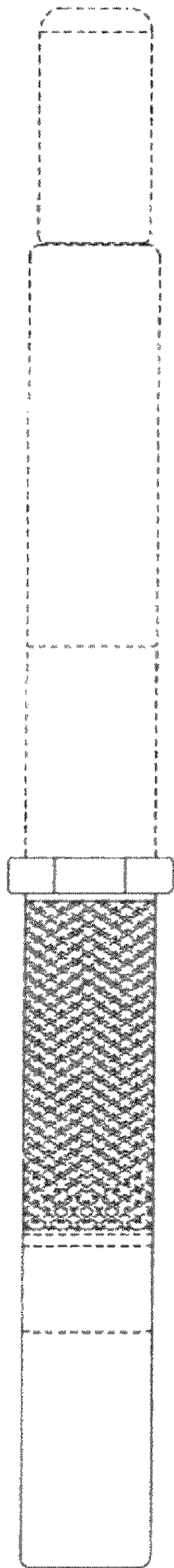


FIG 5




FIG 6

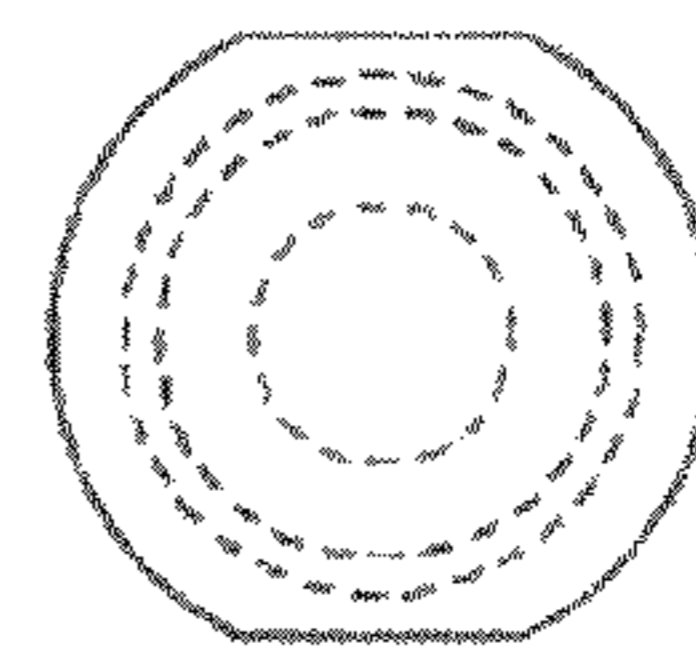


FIG 7