



US00D668306S

(12) **United States Design Patent**  
**Urioste**

(10) **Patent No.:** **US D668,306 S**  
(45) **Date of Patent:** **\*\* Oct. 2, 2012**

- (54) **BOCCE BALL RETRIEVER**
- (76) Inventor: **Daniel Urioste**, Gilbert, AZ (US)
- (\*\*) Term: **14 Years**
- (21) Appl. No.: **29/372,083**
- (22) Filed: **Oct. 12, 2010**
- (51) **LOC (9) Cl.** ..... **21-02**
- (52) **U.S. Cl.** ..... **D21/721**
- (58) **Field of Classification Search** ..... D21/300,  
D21/301, 312-323, 385, 392-394, 398-402,  
D21/453-455, 457, 461, 466, 504, 505, 532,  
D21/570, 571, 662-697, 698, 715-728, 733-759,  
D21/775, 782, 785, 789-796, 799.1; D8/13,  
D8/14, 33, 42, 43, 71, 88, 89; 473/2, 3, 40,  
473/42, 43, 46, 55, 60, 106, 107, 282, 286,  
473/293, 304, 313, 314, 324, 325, 330, 340,  
473/407, 410-412, 503, 505, 514, 516, 517,  
473/558, 559-563, 569; 273/317.2, 329-335,  
273/108, 108.1, 108.2, 108.21, 108.5, 118 R,  
273/119 R, 126 R, 129 R, 129 K, 129 L,  
273/148 R, 441; 446/240, 450-453; 124/79,  
124/41.1; 294/5.5, 19.2, 26, 55.5, 209-211,  
294/49

4,383,690	A *	5/1983	Maxwell	.....	473/252
4,913,677	A *	4/1990	Brasier et al.	.....	446/453
5,423,584	A *	6/1995	Pasternak		
D360,918	S *	8/1995	Carlson	.....	D21/721
5,765,647	A *	6/1998	Hood	.....	172/371
D415,233	S *	10/1999	Bernatz	.....	D21/789
D418,186	S *	12/1999	Canterbury	.....	D21/796
D599,422	S *	9/2009	Meilak	.....	D21/735
8,075,030	B2 *	12/2011	Pearson et al.	.....	294/19.2

**FOREIGN PATENT DOCUMENTS**

AU A-53105/94 2/1995  
\* cited by examiner

*Primary Examiner* — Catherine Tuttle

(57) **CLAIM**  
The ornamental design for a bocce ball retriever, as shown and described.

**DESCRIPTION**

FIG. 1 is a front view showing my new design for a bocce ball retriever;  
FIG. 2 is a side view of FIG. 1;  
FIG. 3 is a back view of FIG. 1;  
FIG. 4 is a bottom view of FIG. 1;  
FIG. 5 is a bottom view showing the design in FIGS. 1-4 combined with an optional ball stabilizer; and,  
FIG. 6 is a top, side and front perspective view showing the design in FIGS. 1-4 combined with an optional handle and an optional ball stabilizer.  
The broken lines showing the handle and ball stabilizer in FIGS. 5 and 6 are for illustrative purposes only and form no part of the claimed design.

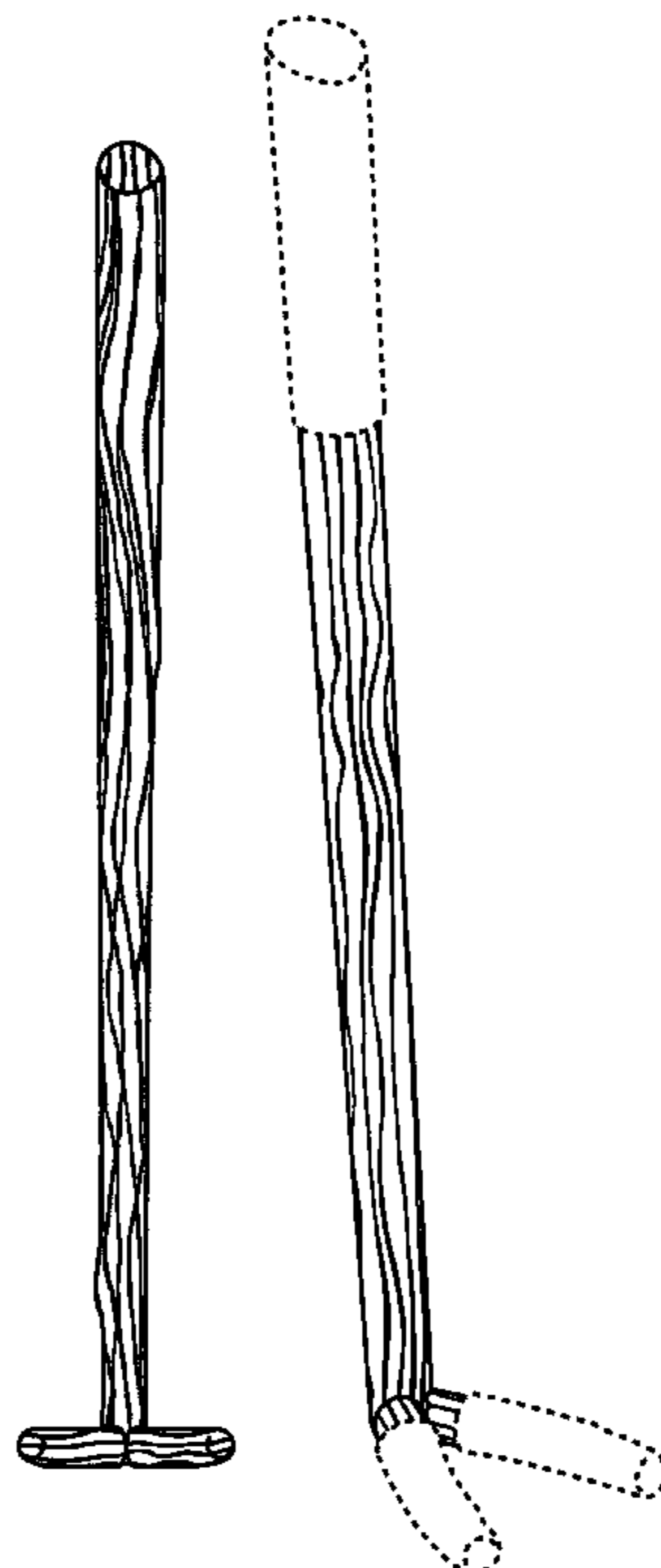
See application file for complete search history.

(56) **References Cited**

**U.S. PATENT DOCUMENTS**

1,272,240	A *	7/1918	Enomoto	.....	446/450
2,239,391	A *	4/1941	Krause	.....	273/129 R
D137,064	S *	1/1944	Roberts	.....	D21/726
2,577,189	A *	12/1951	Hammett	.....	273/129 R
2,817,405	A *	12/1957	Pearson	.....	171/63
4,290,606	A *	9/1981	Maxwell	.....	473/569

**1 Claim, 3 Drawing Sheets**






Fig. 1



Fig. 2

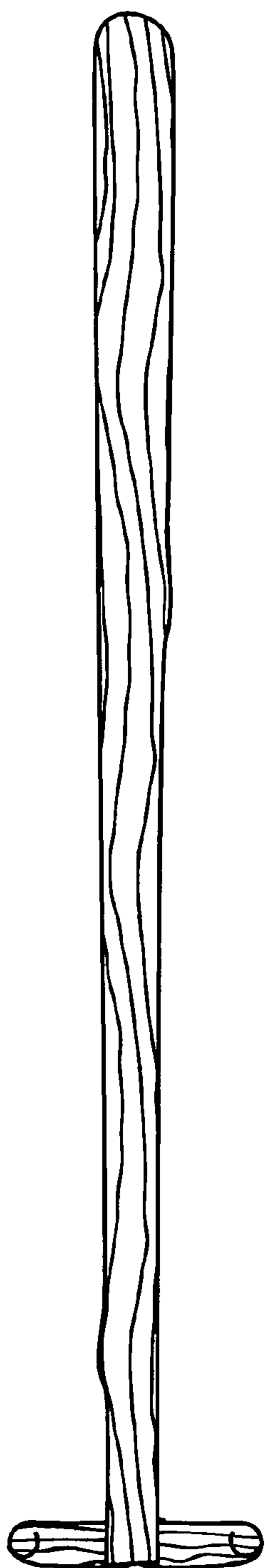


Fig. 3

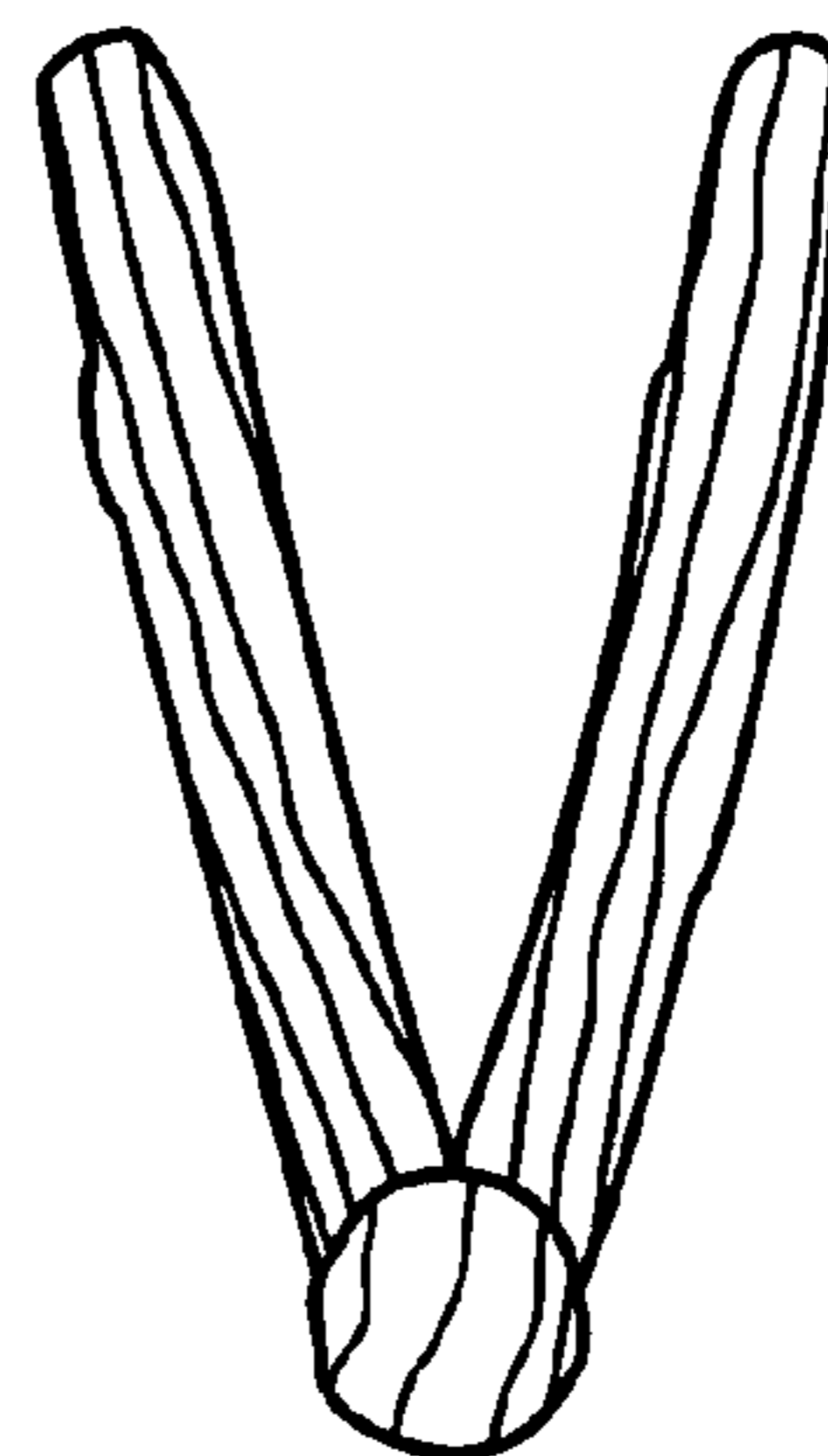


Fig. 4

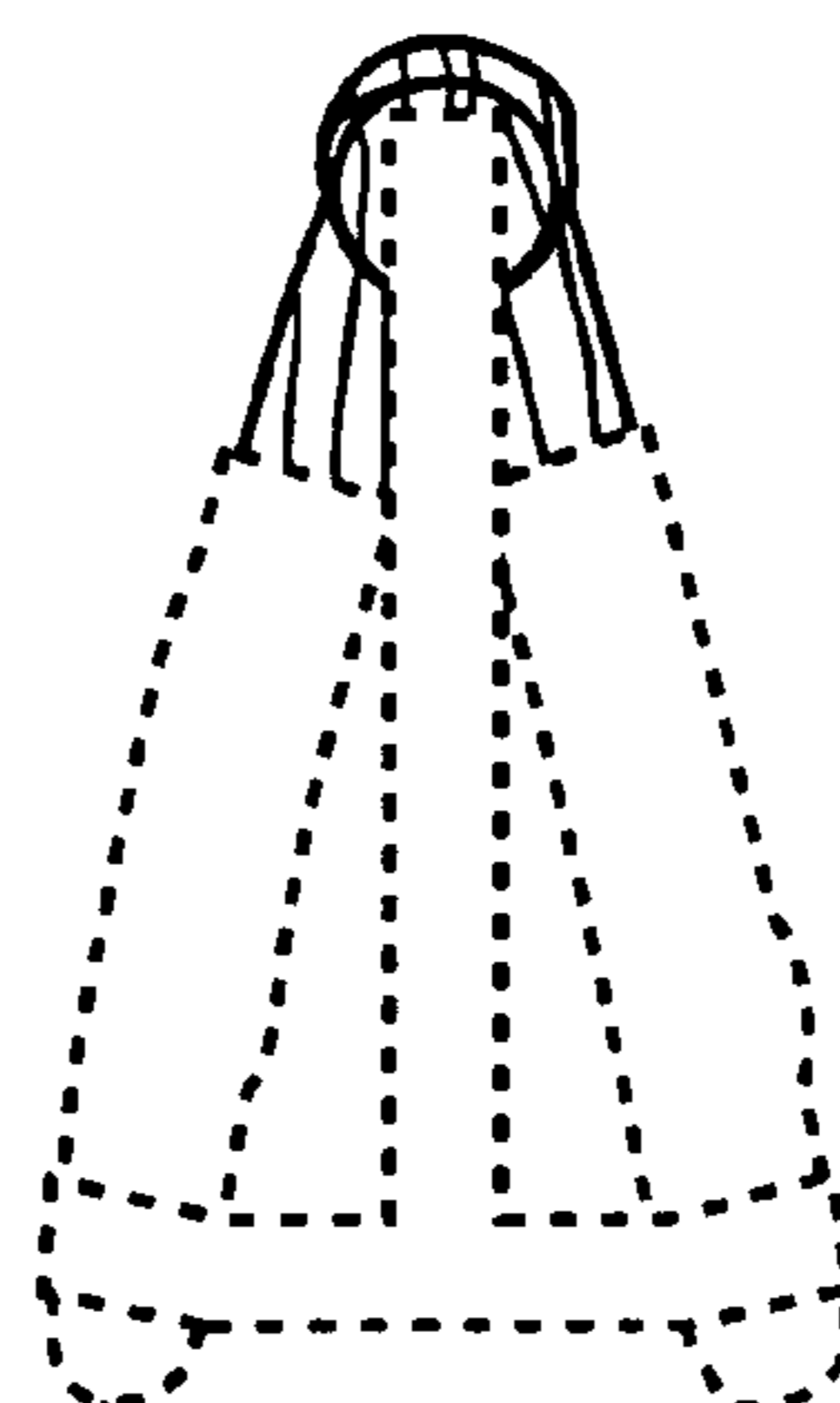


Fig. 5

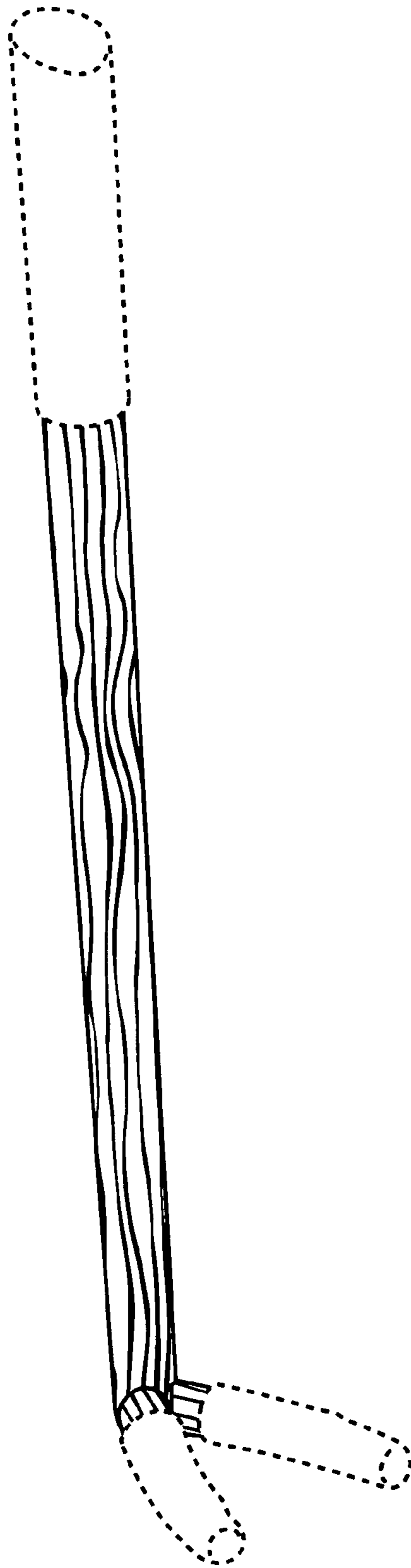


Fig. 6