



US00D668296S

(12) **United States Design Patent**
Packard et al.

(10) **Patent No.:** **US D668,296 S**
(45) **Date of Patent:** **** Oct. 2, 2012**

(54) **TAPE DISPENSER**

(75) Inventors: **Joy A. Packard**, Hudson, WI (US);
Shaelyn D. Crutchley, St. Paul, MN
(US); **Monica Dalla Riva**, Milan (IT);
Valentina Tronconi, Milan (IT); **Nicolas**
Echeverri, Woodbury, MN (US);
Lorenzo Ruggieri, Milan (IT)

(73) Assignee: **3M Innovative Properties Company**,
St. Paul, MN (US)

(**) Term: **14 Years**

(21) Appl. No.: **29/406,694**

(22) Filed: **Nov. 17, 2011**

(51) **LOC (9) Cl.** **08-02**

(52) **U.S. Cl.** **D19/69**

(58) **Field of Classification Search** D19/36,
D19/70, 69, 68; D13/133, 146; 242/588.6,
242/588.3, 588.2; 225/77, 6, 56, 69, 26,
225/25, 19, 11; 206/411; 156/577, 527,
156/523

See application file for complete search history.

(56) **References Cited**

U.S. PATENT DOCUMENTS

D149,073 S * 3/1948 Levin D2/939
3,200,518 A * 8/1965 Rasmussen 36/34 R

D523,086 S * 6/2006 Jones et al. D19/91
D530,501 S * 10/2006 Choi D2/971
D582,637 S * 12/2008 Guers-Neyraud D2/925
D594,637 S * 6/2009 Van Hulle D2/925
D607,187 S * 1/2010 Hermann D2/930
D636,439 S * 4/2011 Livingstone et al. D19/69

* cited by examiner

Primary Examiner — Austin Murphy

(74) *Attorney, Agent, or Firm* — Kevin Weber; Irina Hass

(57) **CLAIM**

The ornamental design for a tape dispenser, as shown and described.

DESCRIPTION

FIG. 1 is a perspective view of a tape dispenser showing the new design;

FIG. 2 is a side view thereof (the opposite side view is illustrated in FIG. 3);

FIG. 3 is a side view thereof (the opposite side view is illustrated in FIG. 2);

FIG. 4 is a front view thereof;

FIG. 5 is a rear view thereof;

FIG. 6 is a top view thereof; and,

FIG. 7 is a bottom view thereof

The broken lines showing a cutting blade form no part of the claimed design.

1 Claim, 5 Drawing Sheets






FIG. 1

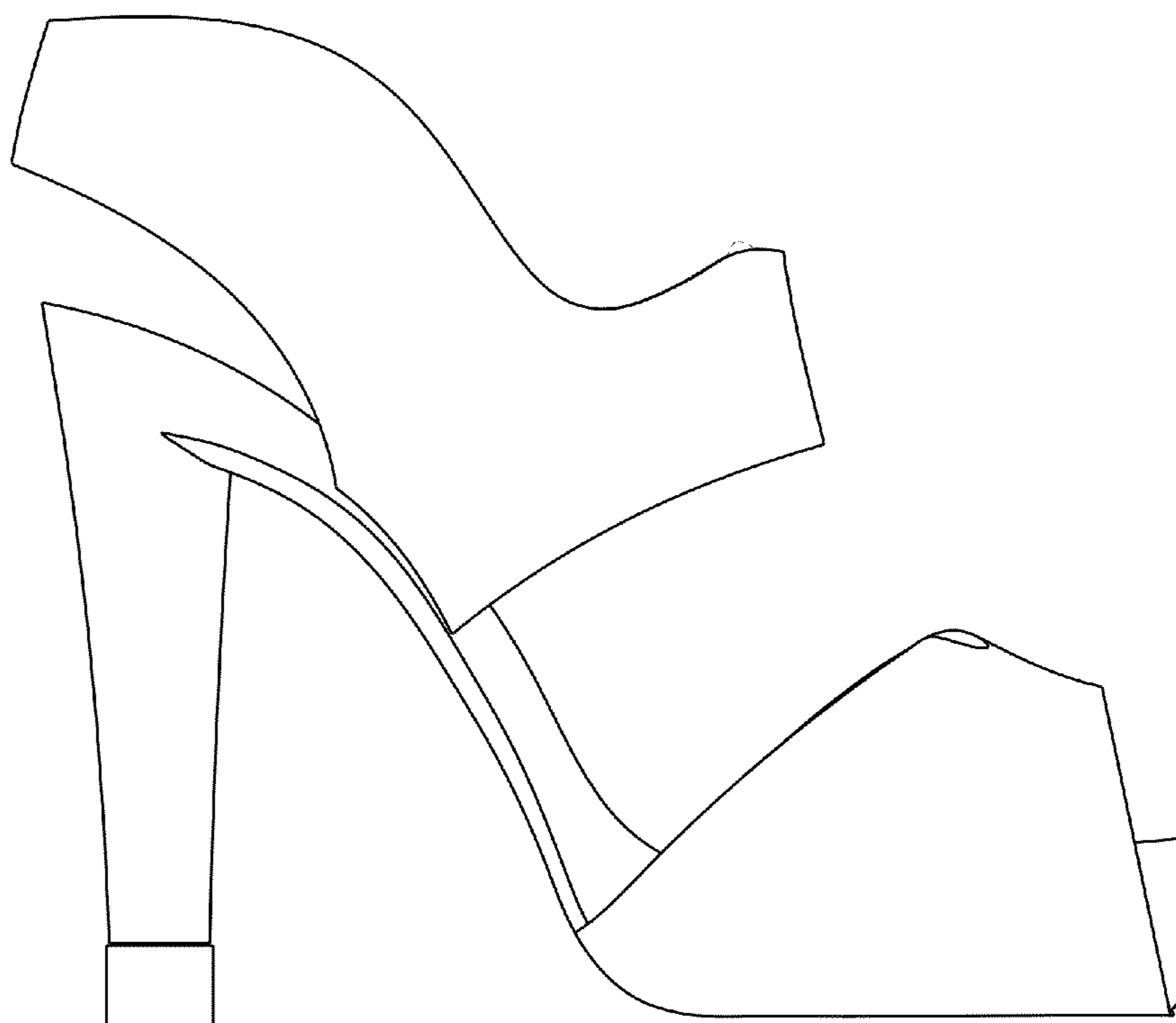


FIG. 2




FIG. 3

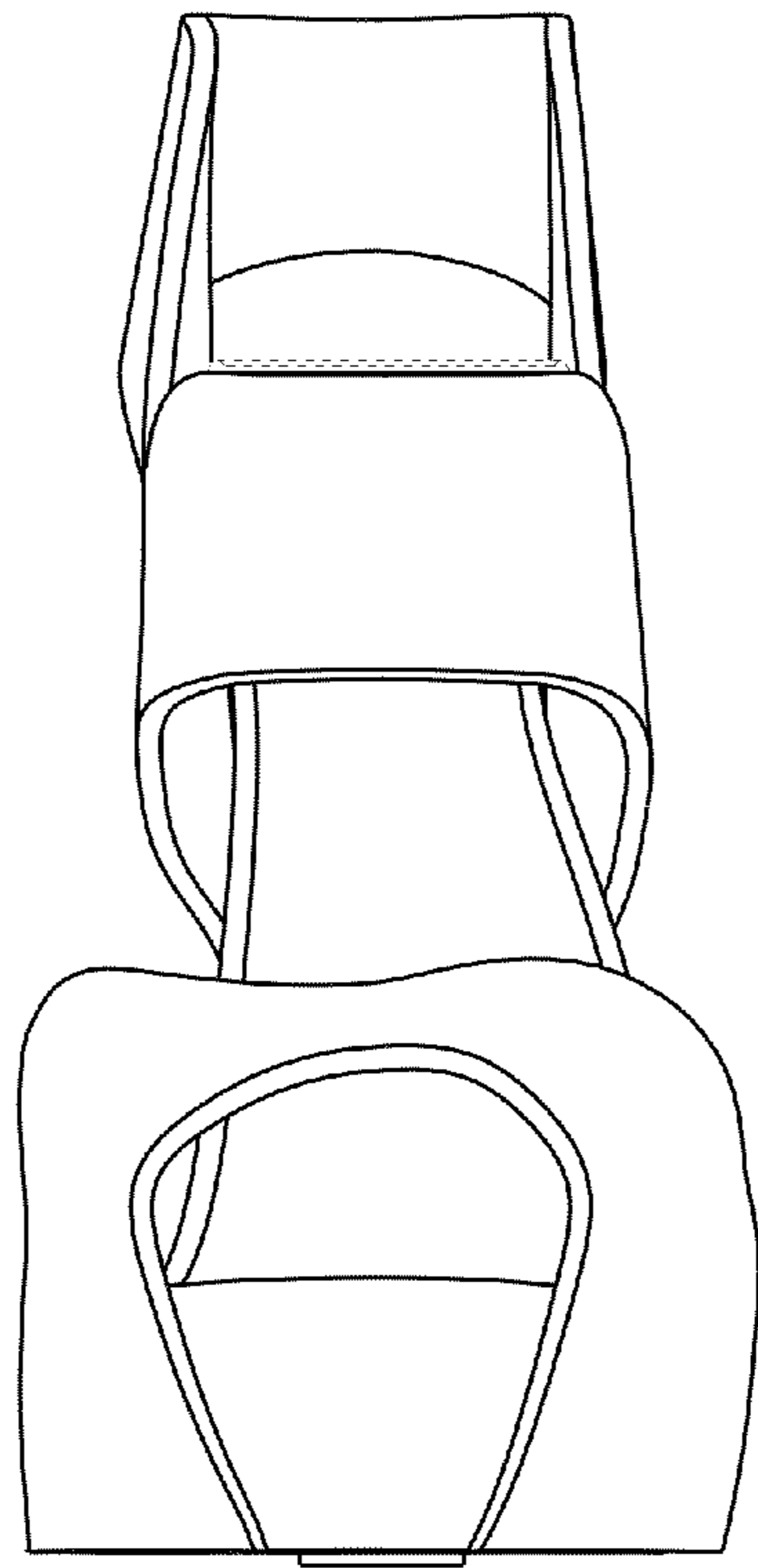


FIG. 4

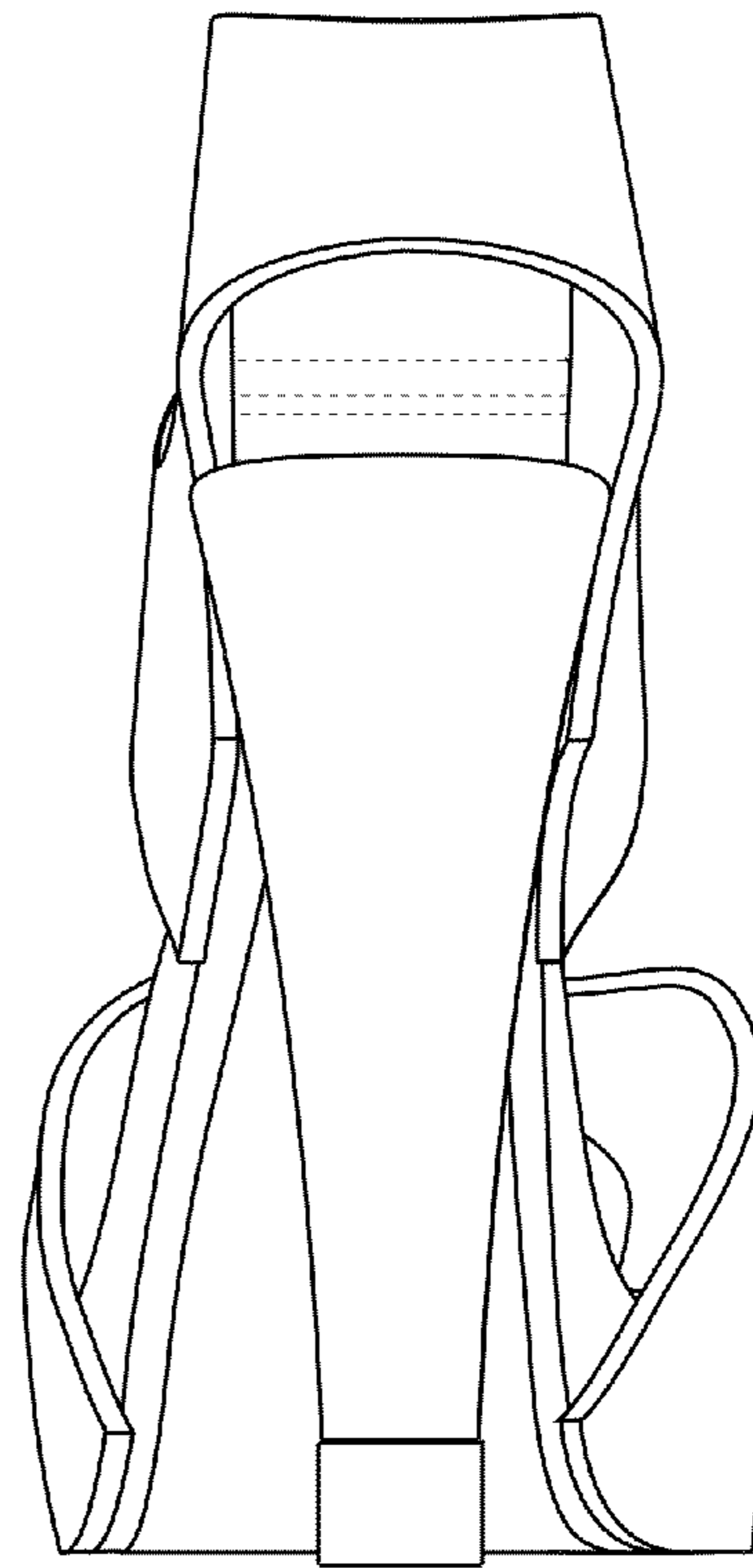


FIG. 5

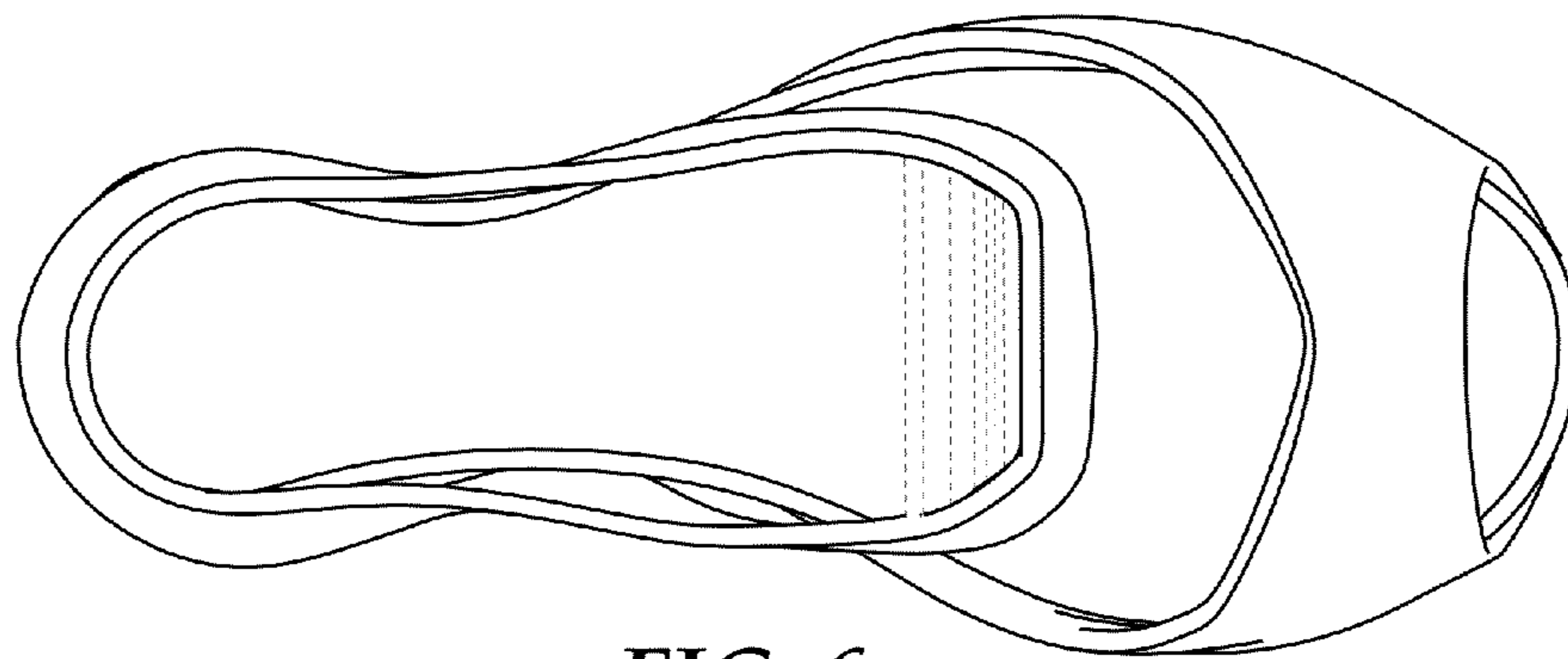


FIG. 6

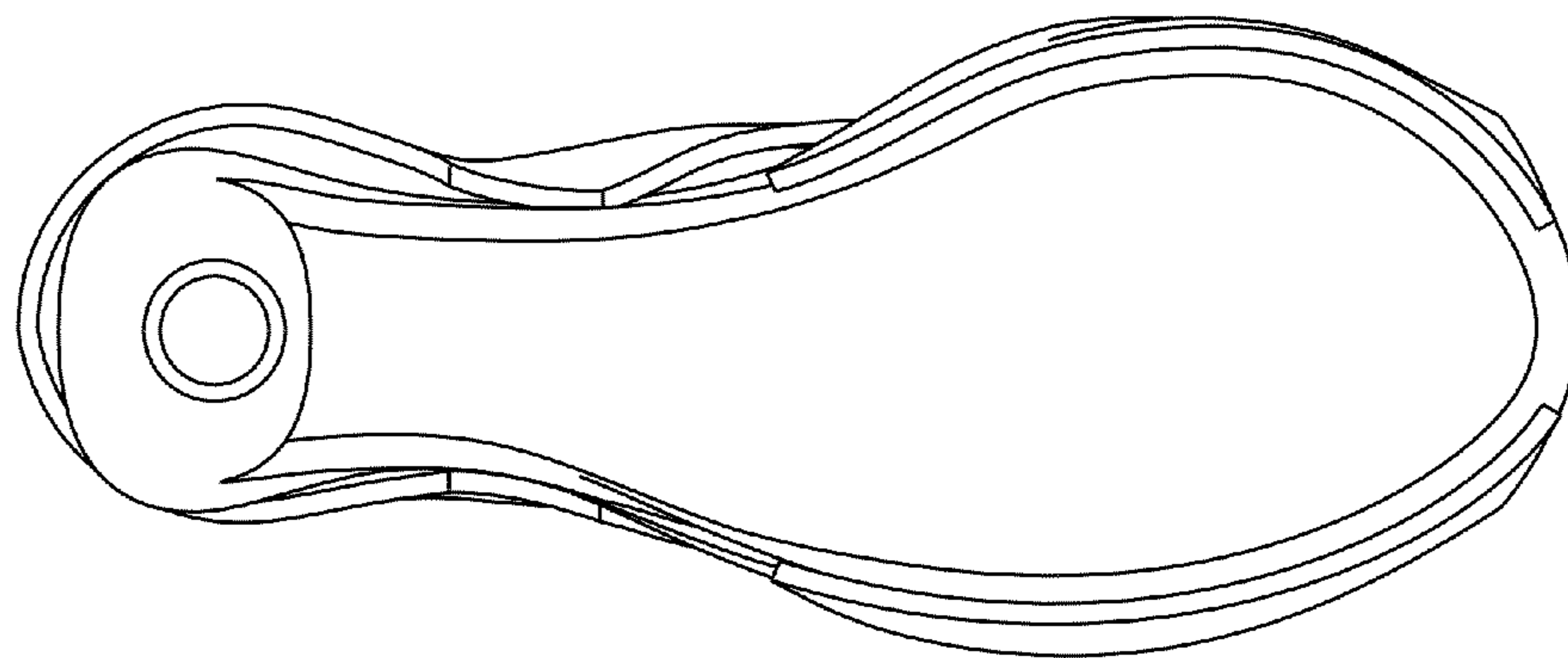


FIG. 7