



US00D668245S

(12) **United States Design Patent**
Bau

(10) **Patent No.:** **US D668,245 S**
(45) **Date of Patent:** **** Oct. 2, 2012**

(54) **COMBINATION OF PROTECTIVE CASING AND STAND FOR PORTABLE HANDHELD ELECTRONIC DEVICE**

(75) Inventor: **Chi Yun Steven Bau**, Kowloon (HK)

(73) Assignee: **SwitchEasy Limited**, Kowloon (HK)

(**) Term: **14 Years**

(21) Appl. No.: **29/376,583**

(22) Filed: **Oct. 8, 2010**

(30) **Foreign Application Priority Data**

Apr. 13, 2010 (HK) 1000653.6M003

(51) **LOC (9) Cl.** **14-03**

(52) **U.S. Cl.** **D14/250; D14/132**

(58) **Field of Classification Search** D14/239,
D14/125-134, 451-454, 224, 316, 375-377,
D14/432, 439, 447, 448, 455, 457, 469; D8/363,
D8/373, 349, 394; 248/278.1, 279.1, 514,
248/291.1, 125.1, 121, 124.1, 125.7, 276.1,
248/415, 284.1, 286.1, 281.11, 292.11, 181.2,
248/917-921, 126-128, 133, 178.1, 183.1,
248/183.2, 346.01, 346.03, 349.1, 371, 473,
248/474, 512; 348/825, 827, 836, 837; 600/443

See application file for complete search history.

(56) **References Cited**

U.S. PATENT DOCUMENTS

D487,742 S * 3/2004 Huang et al. D14/341
D488,469 S * 4/2004 Batsikas D14/341
D593,319 S * 6/2009 Richardson et al. D3/218
D600,013 S * 9/2009 McCune D3/273

D609,276 S * 2/2010 Axel et al. D19/86
D623,638 S * 9/2010 Richardson et al. D14/250
D623,639 S * 9/2010 Richardson et al. D14/250

* cited by examiner

Primary Examiner — Raphael Barkai

Assistant Examiner — Randall H Gholson

(74) *Attorney, Agent, or Firm* — Sughrue Mion, PLLC

(57) **CLAIM**

The ornamental design for a combination of protective casing and stand for portable handheld electronic device, as shown and described.

DESCRIPTION

FIG. 1 is a front perspective view of the combination of protective casing and stand for portable handheld electronic device in a folded state;

FIG. 2 is a front elevation view of thereof;

FIG. 3 is a rear elevation view thereof;

FIG. 4 is a right elevation view thereof;

FIG. 5 is a left elevation view thereof;

FIG. 6 is a top plan view thereof;

FIG. 7 is a bottom plan view thereof;

FIG. 8 is a prospective view of the combination of protective casing and stand for portable handheld electronic device in an open state;

FIG. 9 is a front elevation view of FIG. 8;

FIG. 10 is a rear elevation view of FIG. 8;

FIG. 11 is a right elevation view of FIG. 8;


FIG. 12 is a left elevation view of FIG. 8;

FIG. 13 is a top plan view of FIG. 8; and,

FIG. 14 is a bottom plan view of FIG. 8.

The broken lines showing an electronic device is included for the purpose of illustration only and forms no part of the claimed design.

1 Claim, 5 Drawing Sheets






FIG. 1




FIG. 2

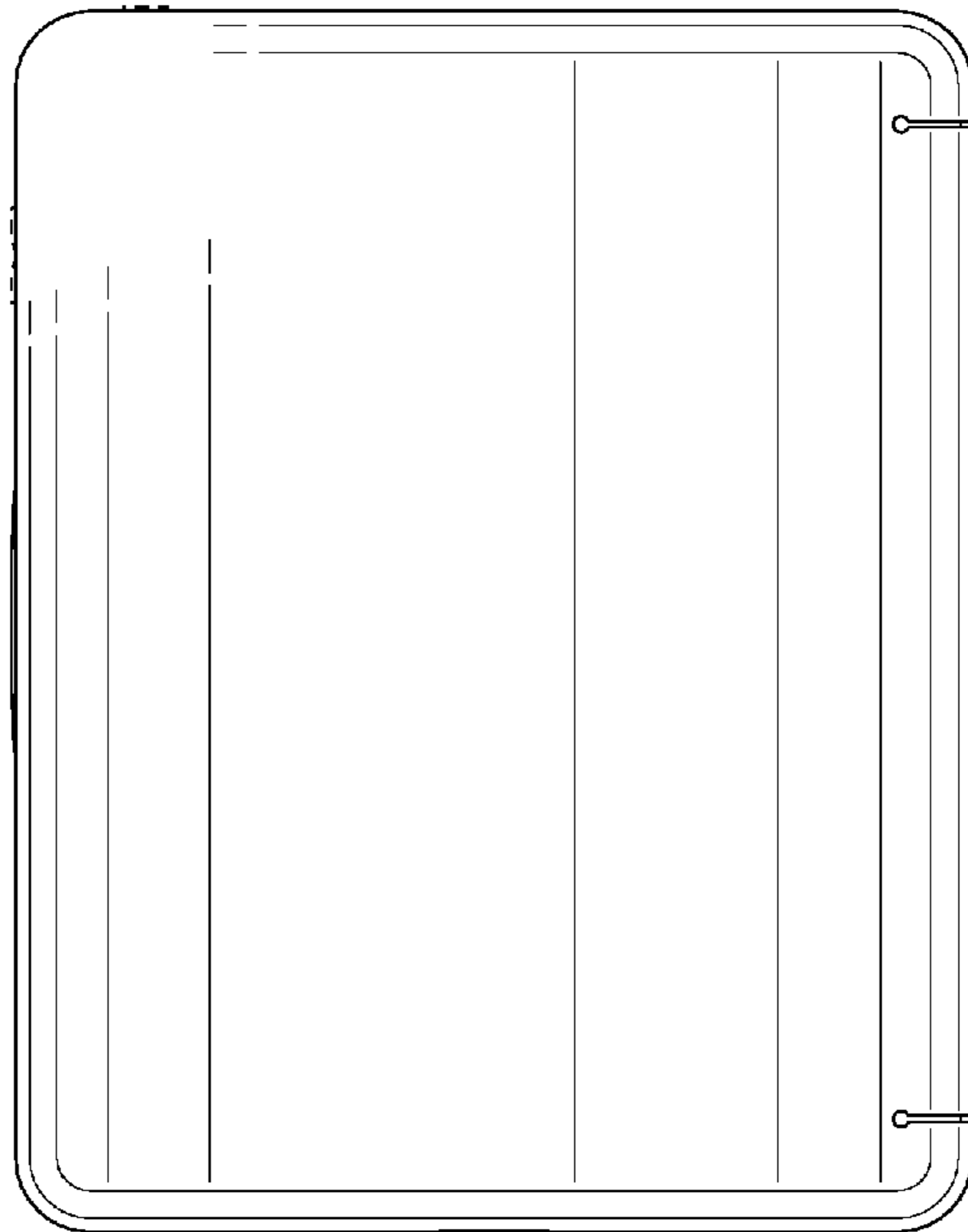


FIG. 3




FIG. 4

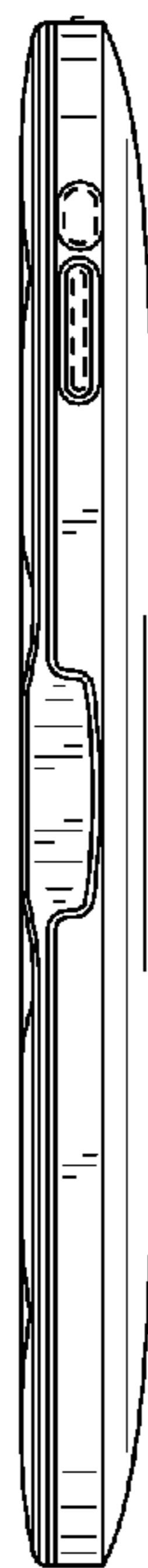


FIG. 5




FIG. 6

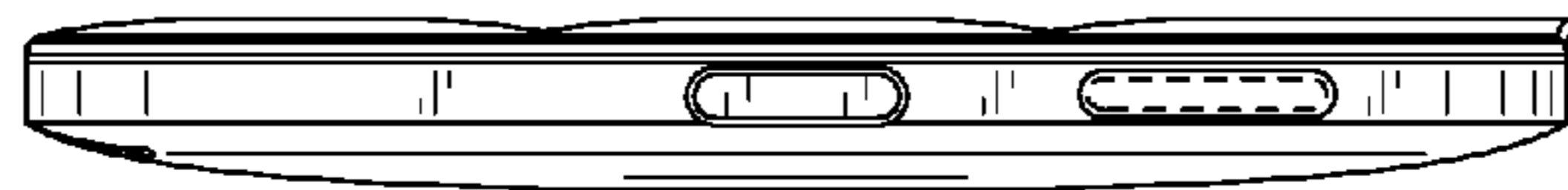


FIG. 7

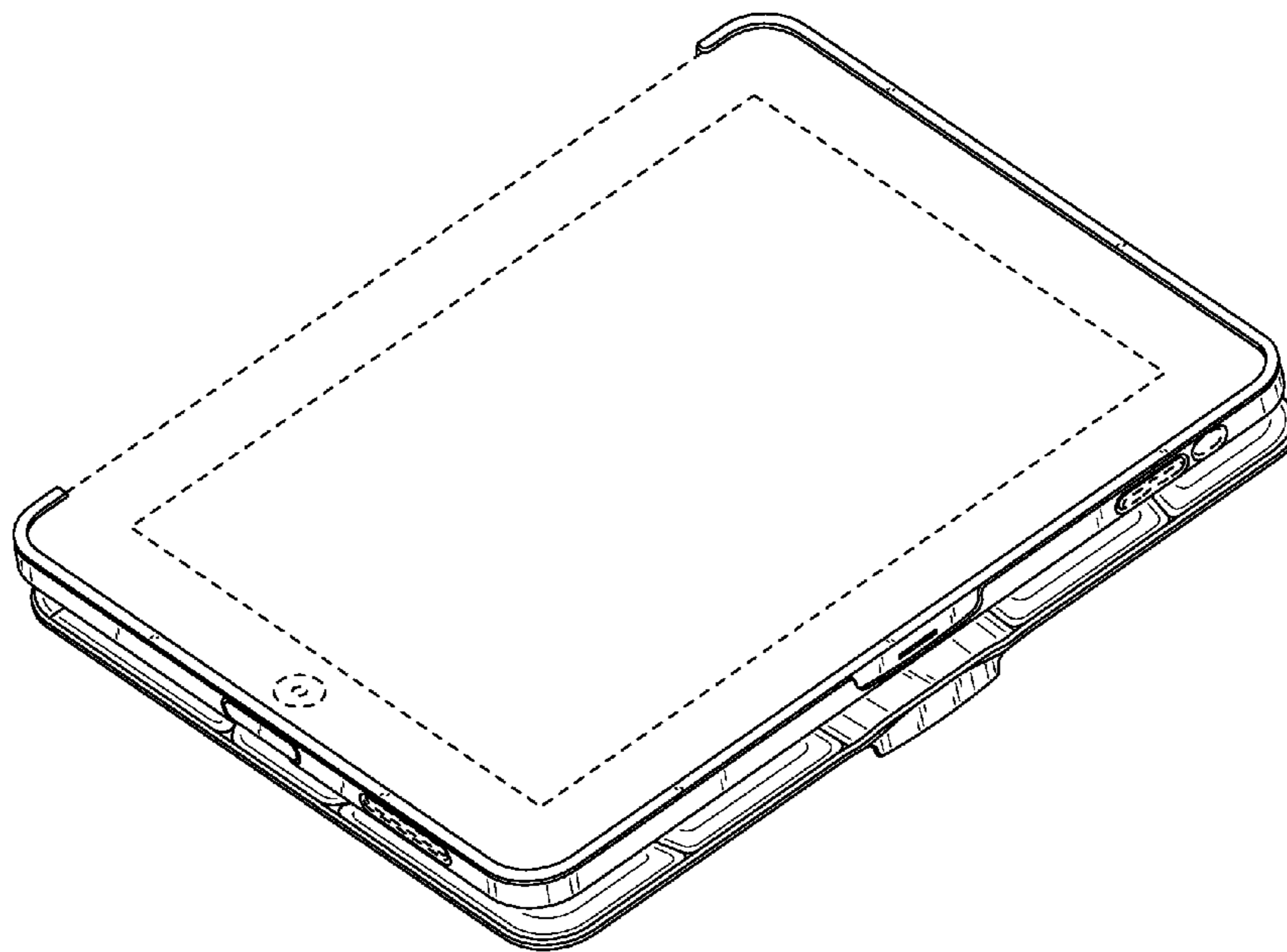


FIG. 8




FIG. 9




FIG. 10

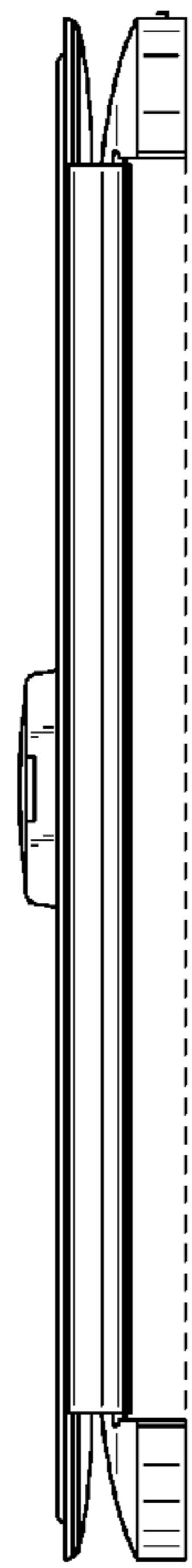


FIG. 11

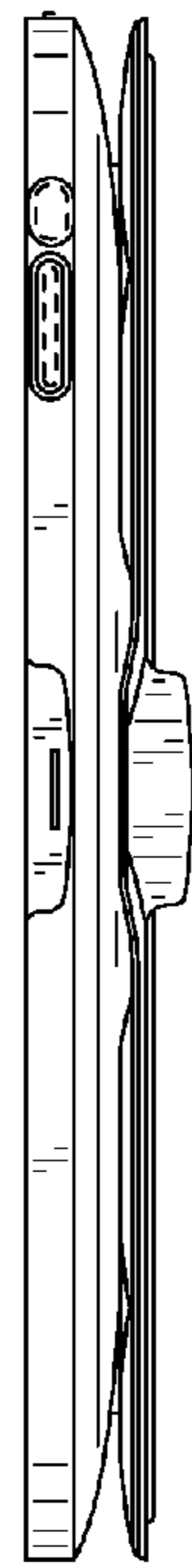


FIG. 12




FIG. 13

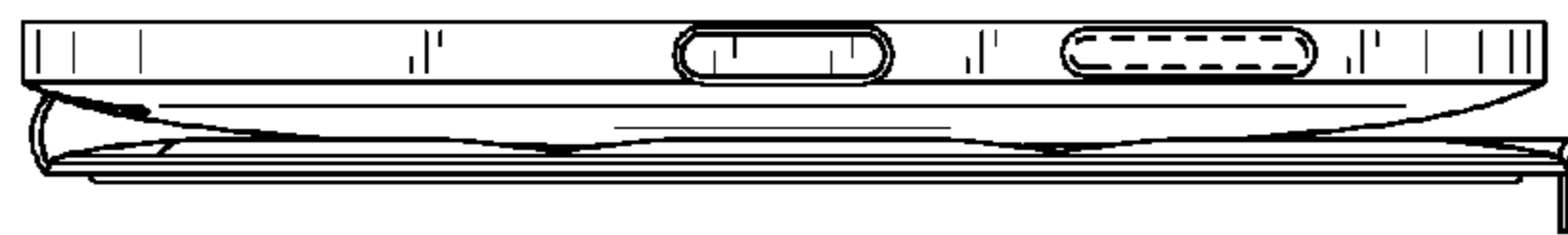


FIG. 14