

US00D668216S

(12) **United States Design Patent**
Dallaire

(10) **Patent No.:** **US D668,216 S**

(45) **Date of Patent:** **** Oct. 2, 2012**

(54) **INTEGRATED SOLAR ENERGY AND BICYCLE PROVIDING MEANS**

(75) Inventor: **Michel Dallaire**, Montreal (CA)

(73) Assignee: **Societe de Velo en Libre-Service**, Lachine, Quebec (CA)

(**) Term: **14 Years**

(21) Appl. No.: **29/415,399**

(22) Filed: **Mar. 9, 2012**

(51) **LOC (9) Cl.** **13-02**

(52) **U.S. Cl.** **D13/102**

(58) **Field of Classification Search** D13/102,
D13/101, 103, 110, 118, 184, 199; D12/115,
D12/120, 401, 400; 126/569, 573, 574, 600;
136/206, 243, 244; 211/5, 17-22; 429/96,
429/97, 98, 99, 100, 163, 176

See application file for complete search history.

(56) **References Cited**

U.S. PATENT DOCUMENTS

5,917,407	A *	6/1999	Squire et al.	340/432
D420,973	S *	2/2000	Kalarney	D13/102
6,106,970	A *	8/2000	Kalarney	429/96
D438,169	S *	2/2001	Minagawa et al.	D13/103
D440,937	S *	4/2001	Germagian et al.	D13/110
D488,138	S *	4/2004	Parsadayan et al.	D13/184
D516,017	S *	2/2006	Mascolo	D13/102
D517,006	S *	3/2006	Bessmertny	D13/102

D530,269	S *	10/2006	Fowler et al.	D13/102
7,471,191	B2 *	12/2008	Le Gars	340/432
D600,201	S *	9/2009	Dallaire	D13/102
D606,490	S *	12/2009	Sasada et al.	D13/107
2007/0220933	A1 *	9/2007	Gagosz et al.	70/233
2007/0239465	A1 *	10/2007	Le Gars	705/1

* cited by examiner

Primary Examiner — Derrick Holland

(74) *Attorney, Agent, or Firm* — Fasken Martineau DuMoulin LLP; Alexandre Abecassis

(57) **CLAIM**

The ornamental design for an integrated solar energy and bicycle providing means, as shown and described.

DESCRIPTION

FIG. 1 is a front top and right perspective view of an integrated solar energy and bicycle providing means showing my new design invention;

FIG. 2 is a rear, top, left, perspective view thereof;

FIG. 3 is a front elevation view thereof;

FIG. 4 is a rear elevation view thereof;

FIG. 5 is a left side elevation view thereof;

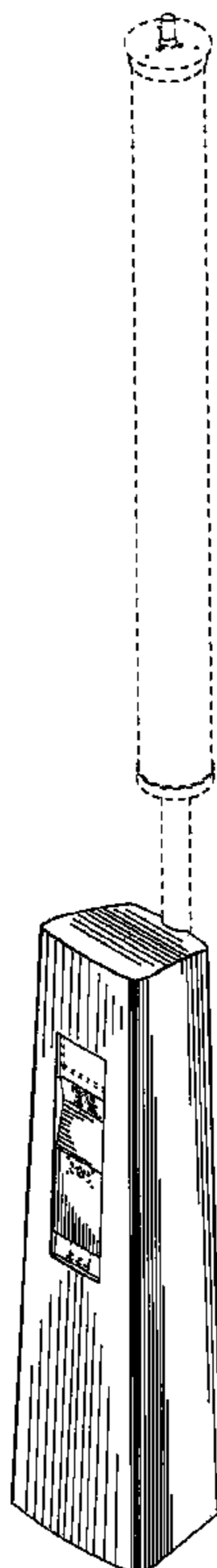
FIG. 6 is a right side elevation view thereof;

FIG. 7 is a top plan view thereof; and,

FIG. 8 is a bottom plan view thereof.

The broken lines shown represent unclaimed subject matter and form no part of the claimed design.

1 Claim, 7 Drawing Sheets



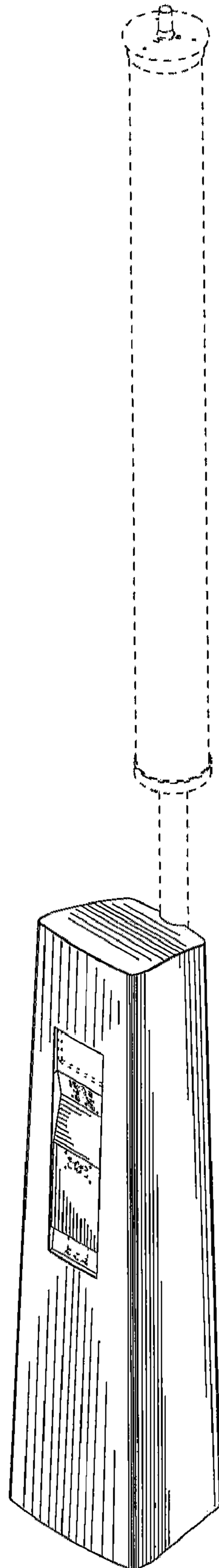


FIG. 1

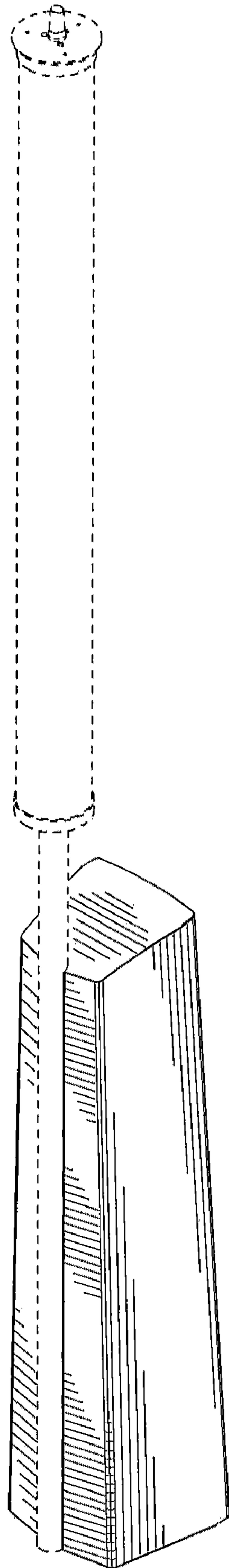


FIG.2

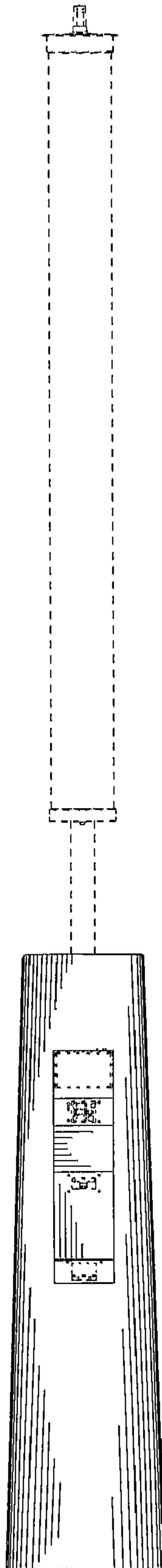


FIG.3

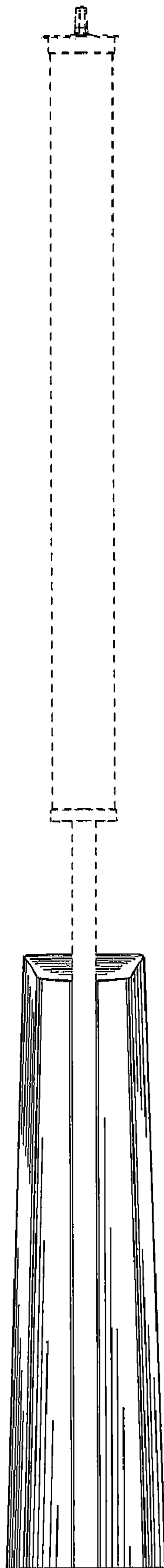


FIG.4

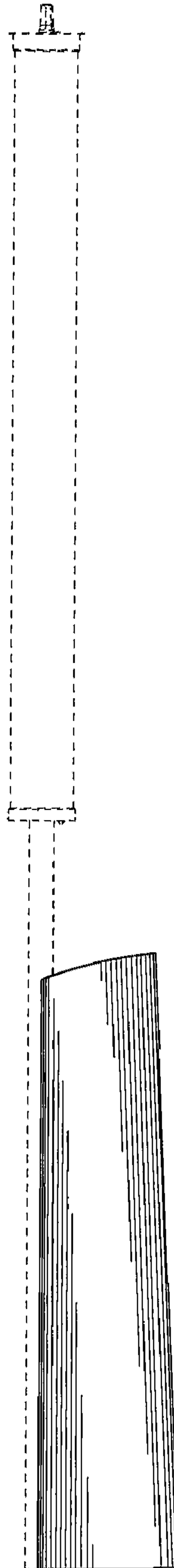


FIG.5

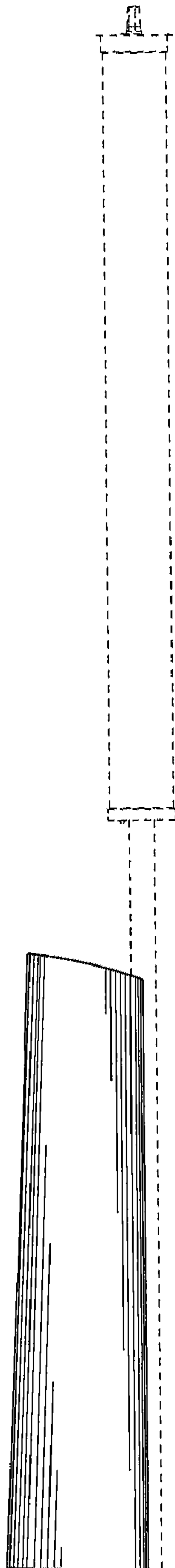


FIG.6




FIG. 7

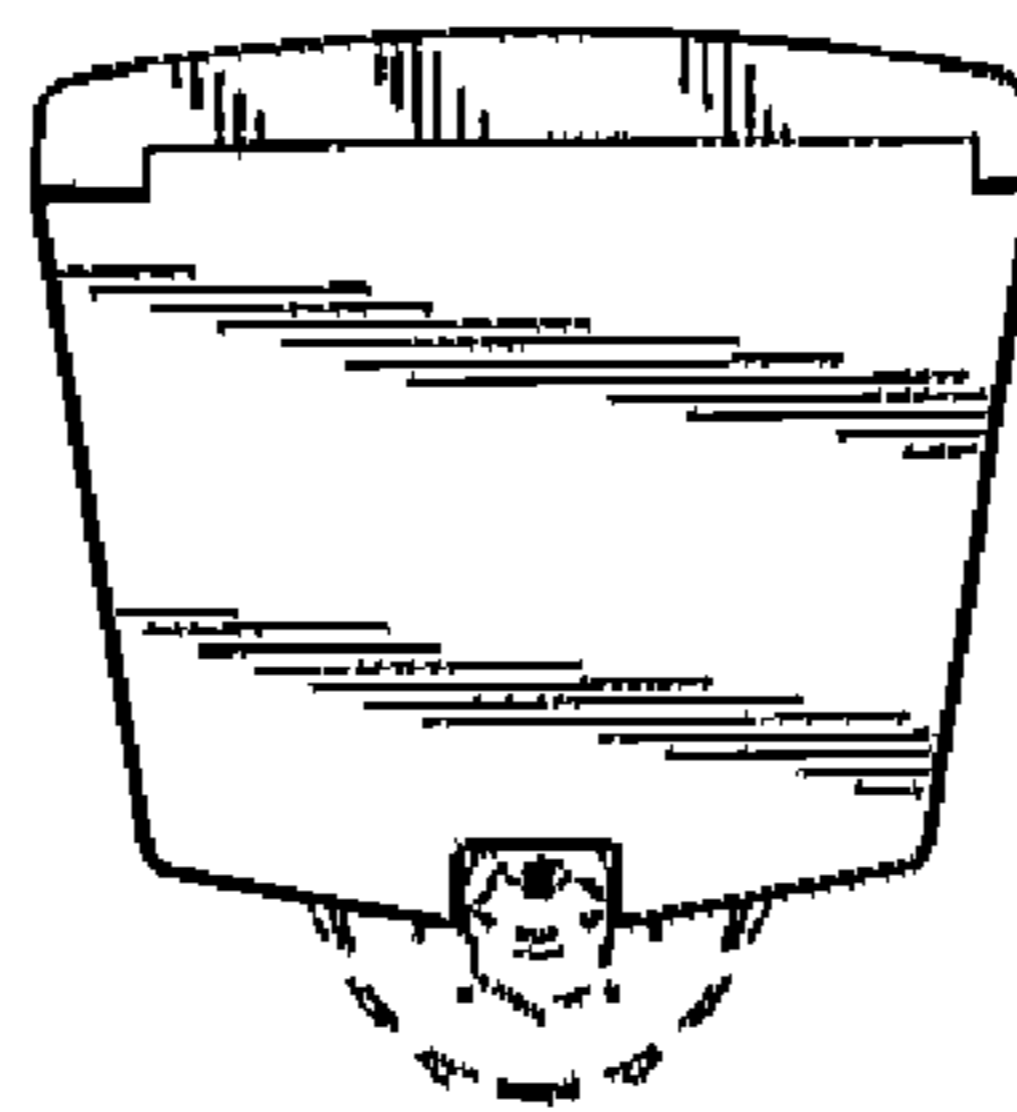


FIG. 8