



US00D668209S

(12) **United States Design Patent**
De Benedittis et al.

(10) **Patent No.:** **US D668,209 S**

(45) **Date of Patent:** **** Oct. 2, 2012**

(54) **TIRE TREAD**

(75) Inventors: **Eric De Benedittis**, Greenville, SC (US);
Ralston Moore, Fountain Inn, SC (US)

(73) Assignees: **Compagnie Generale de
Etablissements Michelin**,
Clermont-Ferrand (FR); **Michelin
Recherche et Technique**,
Granges-Paccot (CH)

(**) Term: **14 Years**

(21) Appl. No.: **29/368,907**

(22) Filed: **Aug. 31, 2010**

(51) **LOC (9) Cl.** **12-16**

(52) **U.S. Cl.** **D12/594**

(58) **Field of Classification Search** D12/568-603;
152/209.1-209.28

See application file for complete search history.

(56) **References Cited**

U.S. PATENT DOCUMENTS

D178,983 S	*	10/1956	Billingsley	D12/589
D412,303 S		7/1999	Kemp, Jr.	
D414,449 S	*	9/1999	Schuster	D12/594
D421,583 S		3/2000	Kemp, Jr.	
D647,036 S	*	10/2011	Yamaguchi	D12/588

OTHER PUBLICATIONS

Michelin X MultiWay XD.
Michelin X MultiWay XD, www.michelintransport.com, at least as
of Apr. 27, 2010, 2 pgs.

* cited by examiner

Primary Examiner — George D Kirschbaum
(74) *Attorney, Agent, or Firm* — Dority & Manning, P.A.

(57) **CLAIM**

The ornamental design for a tire tread, as shown and
described.

DESCRIPTION

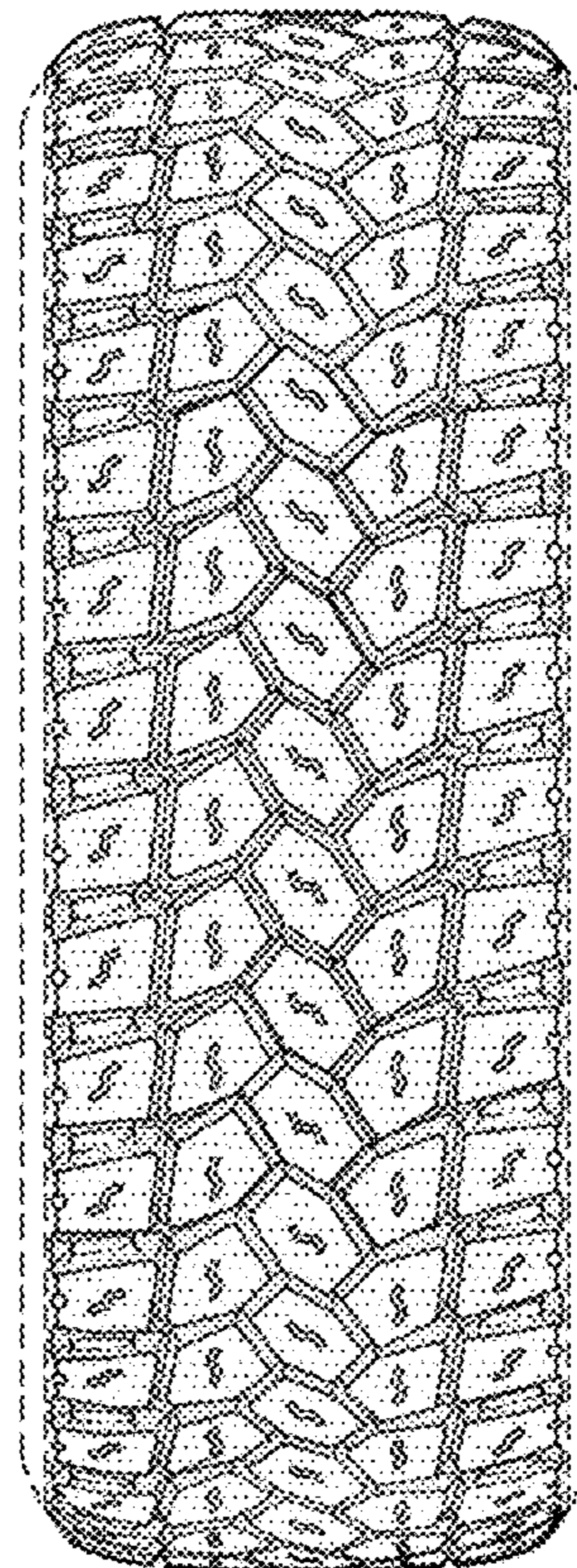
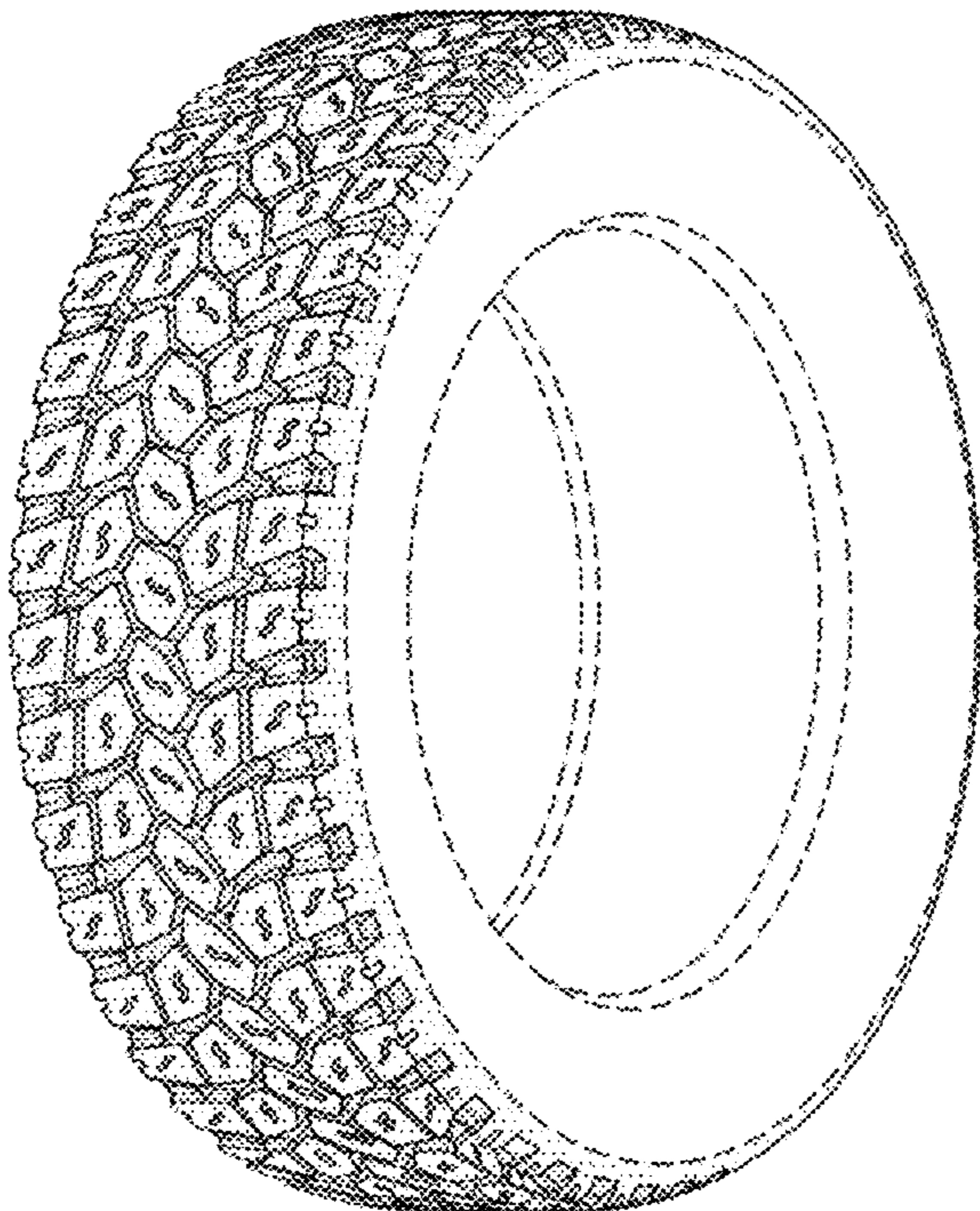
FIG. 1 is a perspective view of a tire tread showing our new
design, it being understood that the tread pattern repeats
circumferentially throughout the outer circumference and
shoulder of the tire, the opposite side perspective being iden-
tical thereto;

FIG. 2 is a front elevation view thereof;

FIG. 3 is a side elevation view of the right side thereof; and,
FIG. 4 is a side elevation view of the left side thereof.

In the drawings, the dark stippled surface shading represents
the recessed groove portions of the tire tread having a depth as
best illustrated along the top and bottom edges of FIG. 2. In
the drawings, the broken line disclosure of the tire sidewall
and inner bead depicts environmental structure and forms no
part of the claimed design.

1 Claim, 4 Drawing Sheets



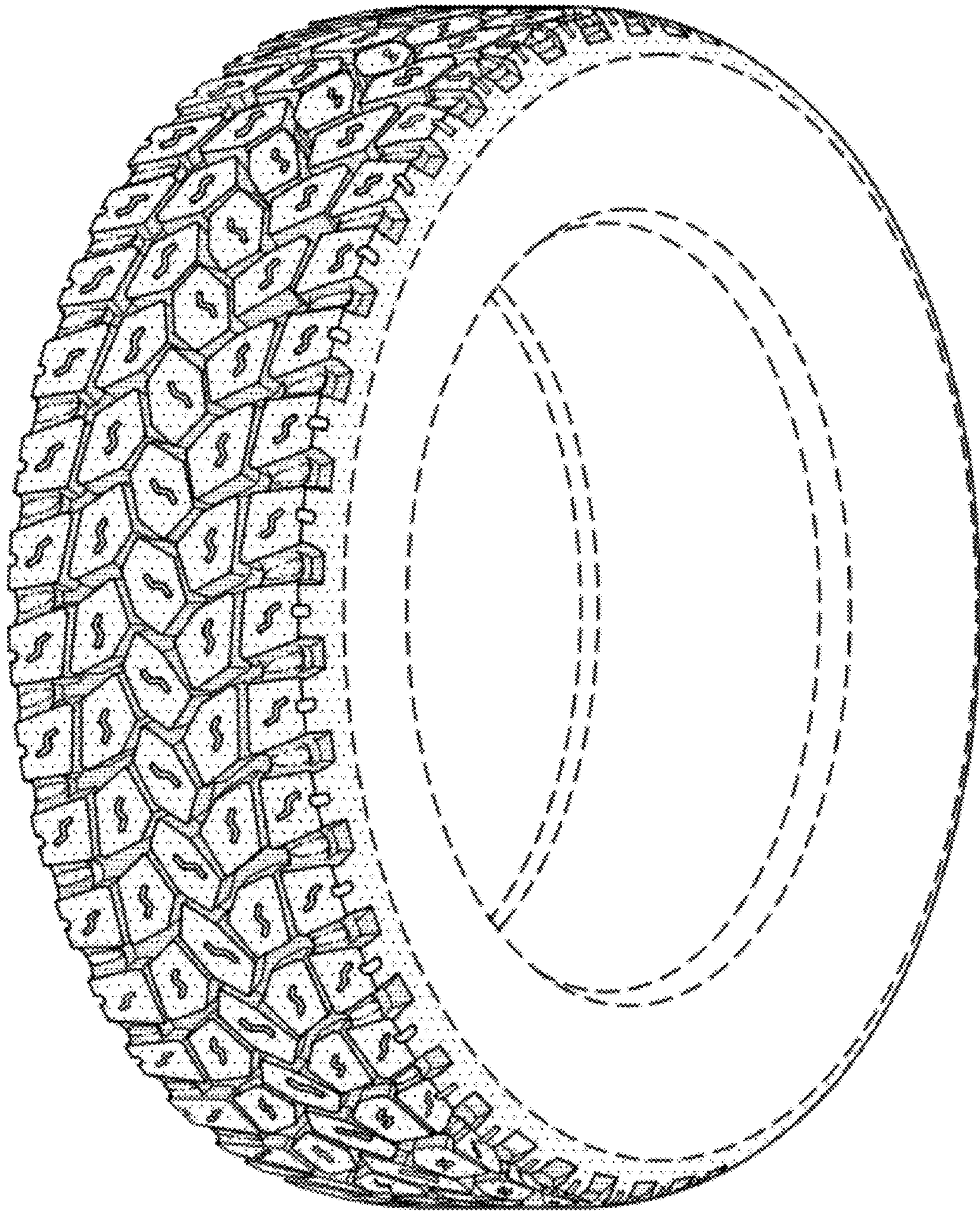


Fig. 1

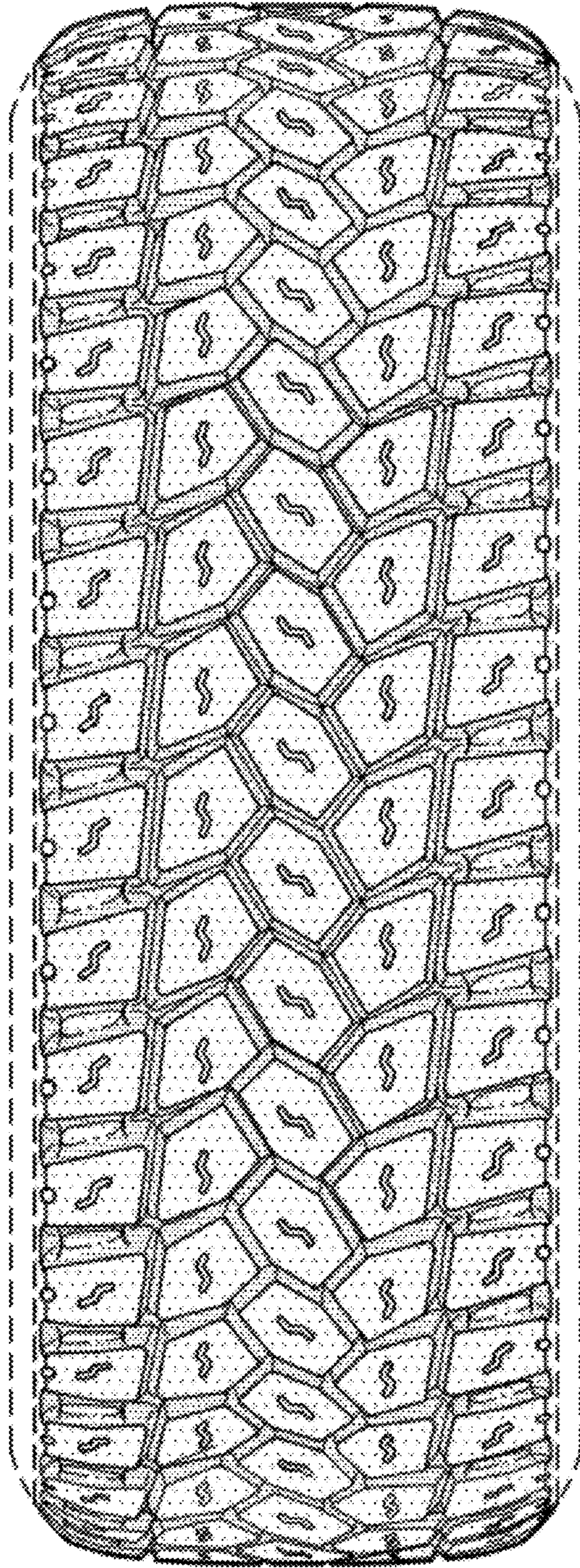


Fig. 2




Fig. 3




Fig. 4