



US00D668208S

(12) **United States Design Patent**
Brown et al.

(10) **Patent No.:** **US D668,208 S**

(45) **Date of Patent:** **** Oct. 2, 2012**

(54) **TIRE TREAD**

(75) Inventors: **Jeffrey Paul Brown**, Greer, SC (US);
Gregg Haver, Simpsonville, SC (US);
Kevin Ray Reim, Simpsonville, SC
(US); **Matthieu Bonardel**, Greenville,
SC (US)

(73) Assignees: **Compagnie Generale des**
Etablissements Michelin,
Clermont-Ferrand (FR); **Michelin**
Recherche et Technique,
Granges-Paccot (CH)

(**) Term: **14 Years**

(21) Appl. No.: **29/389,652**

(22) Filed: **Apr. 14, 2011**

(51) **LOC (9) Cl.** **12-16**

(52) **U.S. Cl.** **D12/588**

(58) **Field of Classification Search** D12/568-603;
152/209.1-209.28

See application file for complete search history.

(56) **References Cited**

U.S. PATENT DOCUMENTS

D381,605 S	7/1997	DellaGrotte	
D464,614 S	* 10/2002	Irimiya	D12/588
D497,876 S	11/2004	Williams	
D531,115 S	* 10/2006	Ikeda	D12/588
D625,248 S	10/2010	Christenbury et al.	
D625,249 S	10/2010	Christenbury et al.	

OTHER PUBLICATIONS

Michelin Tire, Primacy MXV4, <http://www.michelinman.com>, at least as early as Mar. 22, 2011.

Michelin Tire, Pilot MXM4, <http://www.michelinman.com>, at least as early as Mar. 22, 2011.

Michelin Tire, Primary MXM4, <http://www.michelinman.com>, at least as early as Mar. 22, 2011.

Michelin Tire, Energy MXV4 S8, <http://www.michelinman.com>, at least as early as Mar. 22, 2011.

* cited by examiner

Primary Examiner — George D Kirschbaum

(74) *Attorney, Agent, or Firm* — Dority & Manning, P.A.

(57) **CLAIM**

The ornamental design for a tire tread, as shown and described.

DESCRIPTION

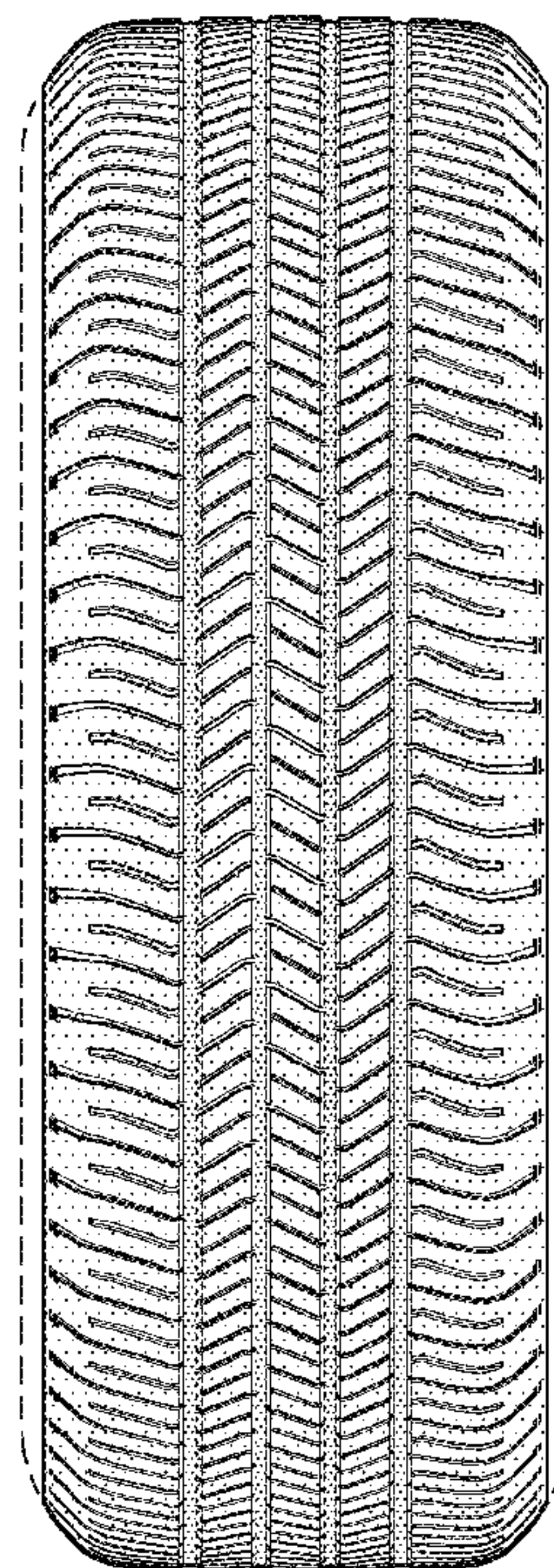
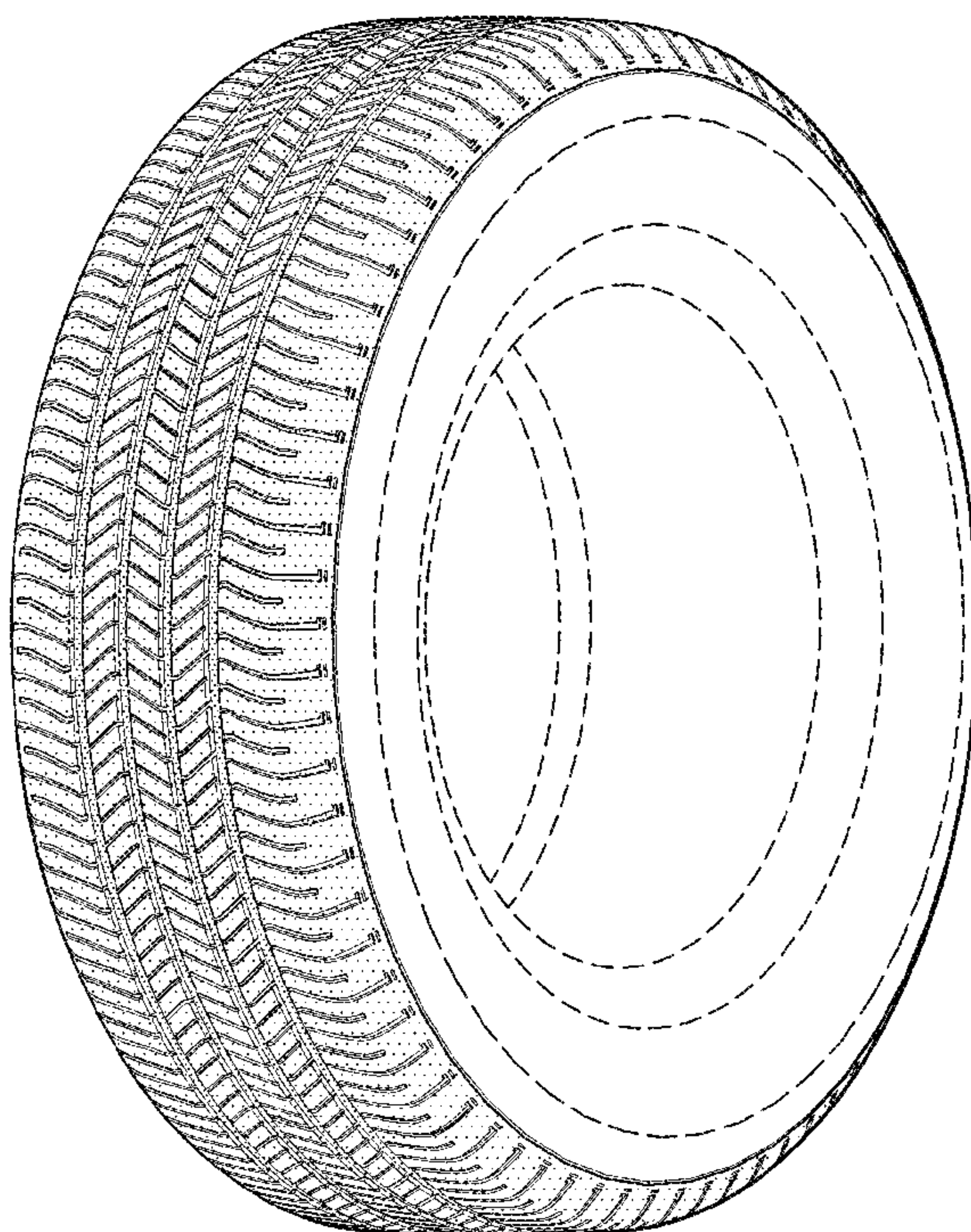
FIG. 1 is a perspective view of a tire tread showing our new design, it being understood that the tread pattern repeats circumferentially throughout the outer circumference and shoulder of the tire, the opposite side perspective being identical thereto;

FIG. 2 is a front elevation view thereof;

FIG. 3 is a side elevation view of the right side thereof; and, FIG. 4 is a side elevation view of the left side thereof.

In the drawings, the dark stippled surface shading represents the recessed groove portions of the tire tread having a depth as best illustrated along the top and bottom edges of FIG. 2. In the drawings, the broken line disclosure of the tire sidewall and inner bead depicts environmental structure and forms no part of the claimed design.

1 Claim, 4 Drawing Sheets



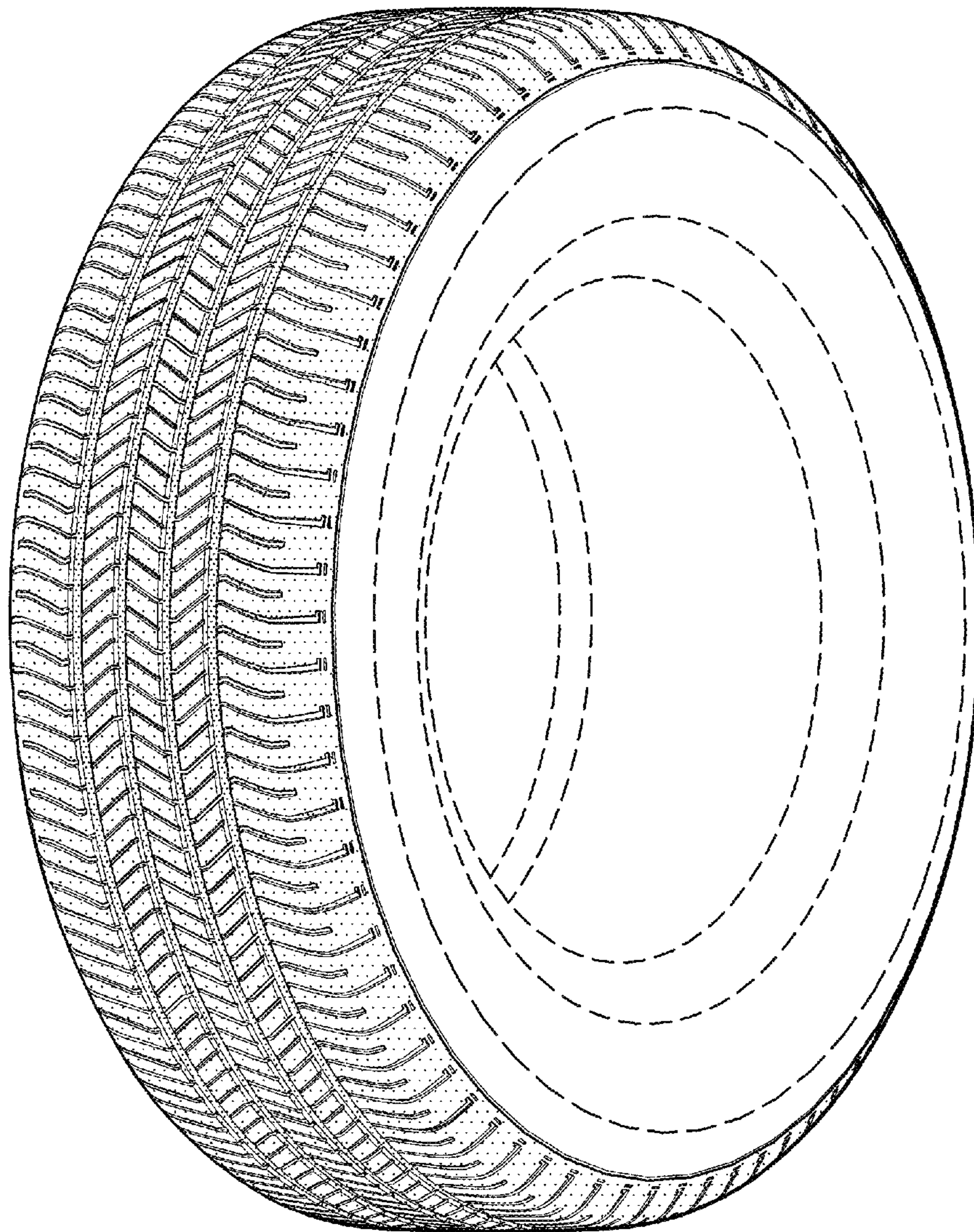


FIG. -1-

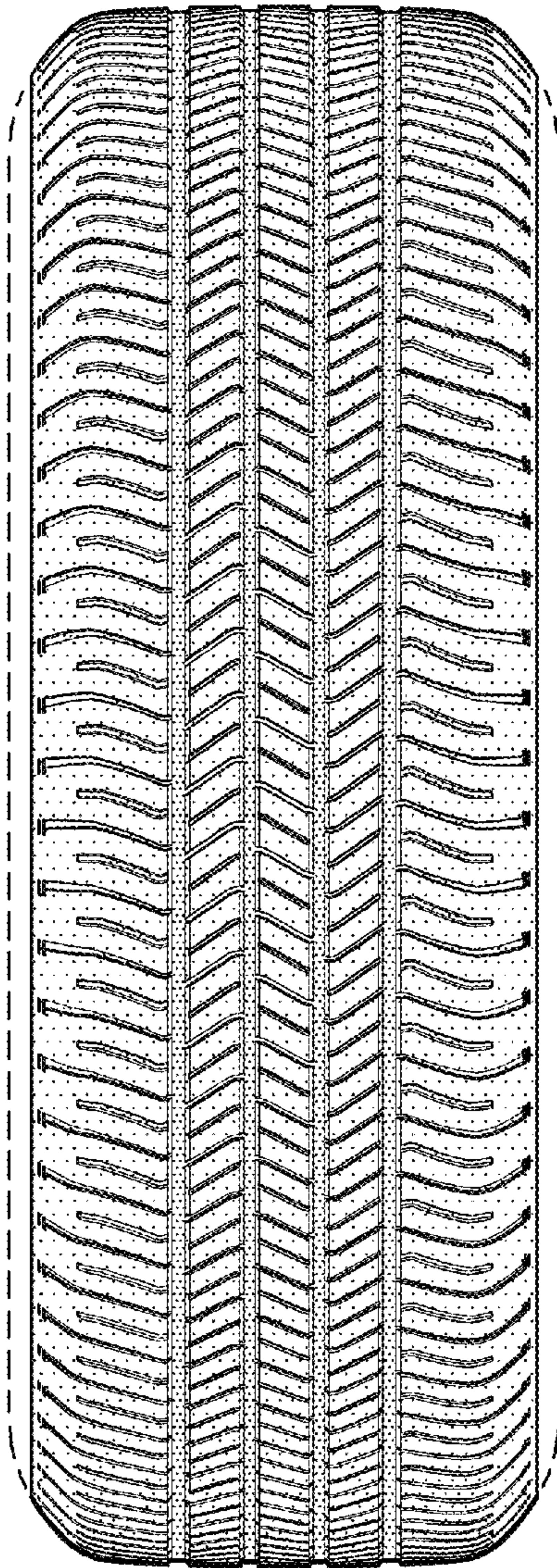


FIG. -2-

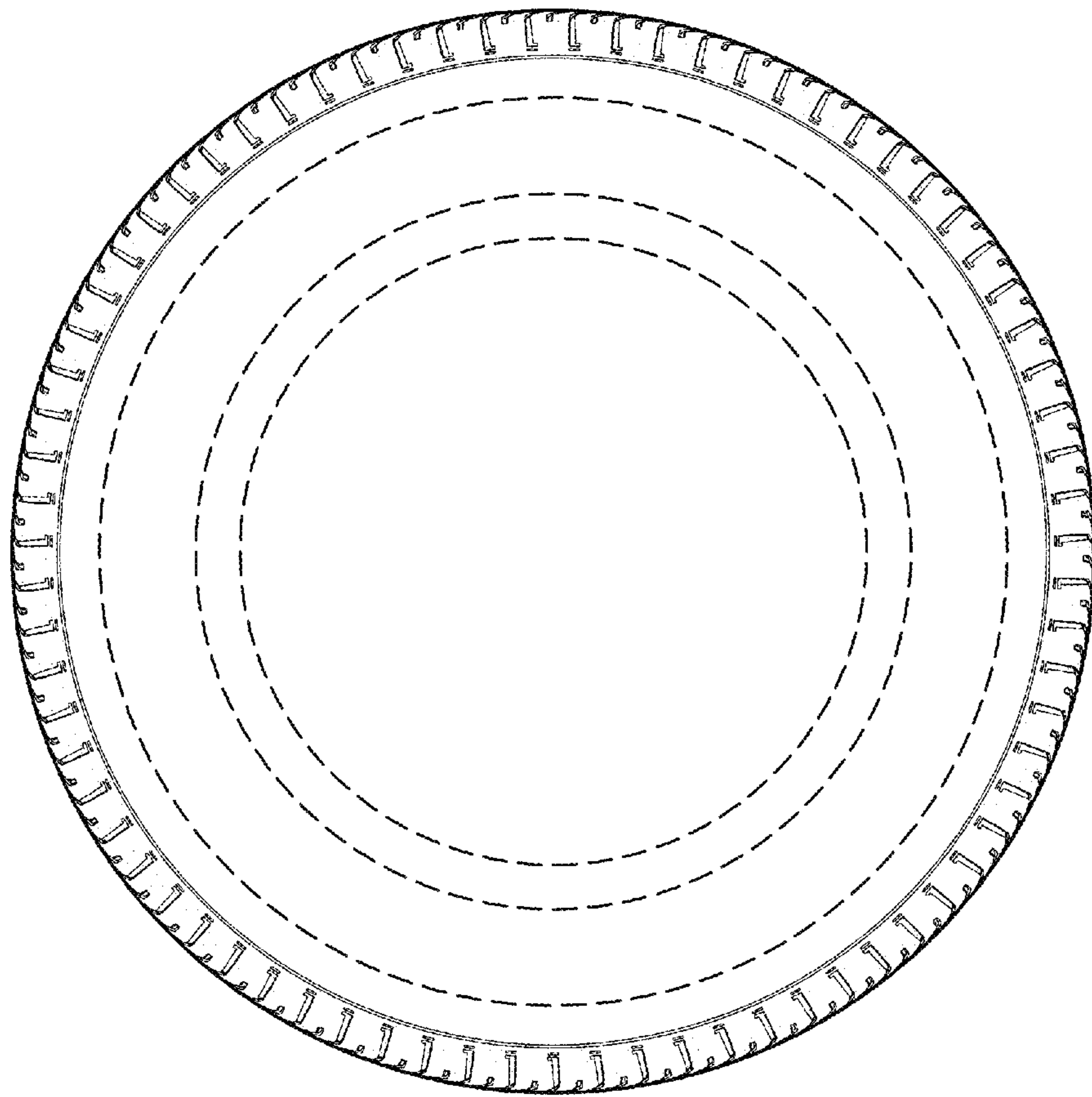


FIG. -3-

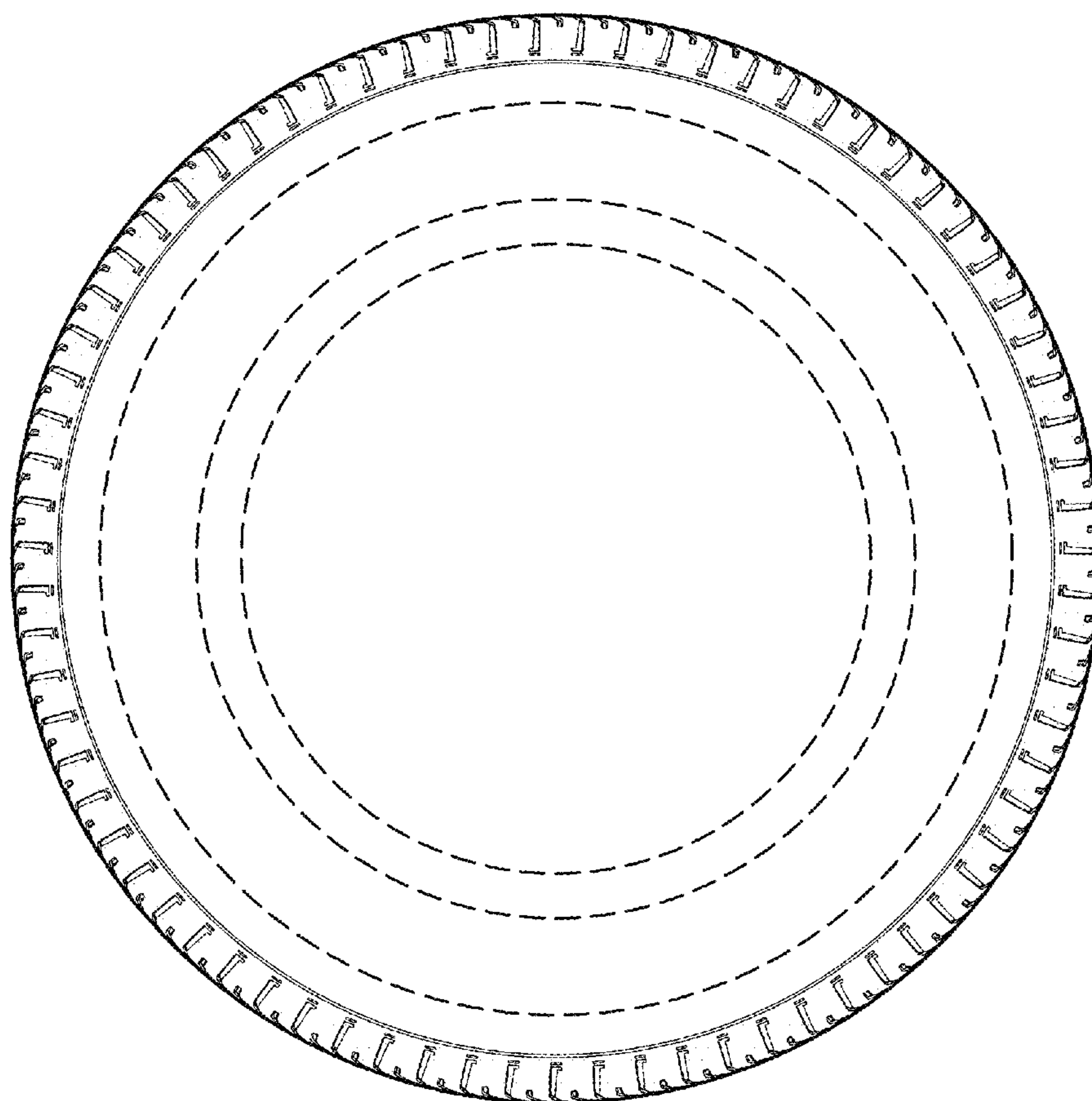


FIG. -4-