



US00D668183S

(12) **United States Design Patent**
Smart

(10) **Patent No.:** **US D668,183 S**
(45) **Date of Patent:** **** Oct. 2, 2012**

(54) **VEHICLE BODY**

- (75) Inventor: **Niki J. Smart**, Marina Del Rey, CA (US)
- (73) Assignee: **GM GLobal Technology Operations LLC**, Detroit, MI (US)
- (**) Term: **14 Years**
- (21) Appl. No.: **29/403,440**
- (22) Filed: **Oct. 6, 2011**
- (51) **LOC (9) Cl.** **12-08**
- (52) **U.S. Cl.** **D12/92**
- (58) **Field of Classification Search** D12/86,
D12/90-92; D21/424, 433, 434; 296/181.1,
296/181.5
See application file for complete search history.

(56) **References Cited**

U.S. PATENT DOCUMENTS

D500,000 S	*	12/2004	Dyson et al.	D12/92
D560,555 S	*	1/2008	Pfeiffer et al.	D12/92
D592,105 S		5/2009	Dean et al.		
D597,447 S		8/2009	Folden		
D603,755 S		11/2009	Peters		
D605,082 S	*	12/2009	Munson	D12/86
D605,083 S	*	12/2009	Manoogian et al.	D12/86
D608,249 S		1/2010	Peters		
D609,608 S		2/2010	Boniface et al.		
D611,387 S		3/2010	Thompson et al.		
D611,879 S		3/2010	Kim et al.		
D612,297 S		3/2010	Peters et al.		
D615,458 S		5/2010	Thompson et al.		
D623,090 S	*	9/2010	Cox et al.	D12/92
D644,567 S	*	9/2011	Kozub	D12/92

OTHER PUBLICATIONS

- U.S. Appl. No. 29/392,615, filed May 24, 2011; First Named Inventor: Carlos M. Barba Franco; Title: Vehicle Body.
- U.S. Appl. No. 29/409,092, filed Dec. 20, 2011; First Named Inventor: Nicholas J. David; Title: Vehicle Body.
- U.S. Appl. No. 29/413,221, filed Feb. 13, 2012; First Named Inventor: Joseph C. Baker; Title: Vehicle Body.
- U.S. Appl. No. 29/414,260, filed Feb. 27, 2012; First Named Inventor: Steven M. McCabe; Title: Vehicle Body.
- U.S. Appl. No. 29/407,580, filed Nov. 30, 2011; First Named Inventor: Robert J. Munson; Title: Vehicle Body.

* cited by examiner

Primary Examiner — Melody N Brown

(74) *Attorney, Agent, or Firm* — Reising Ethington P.C.;
Lionel D. Anderson

(57) **CLAIM**

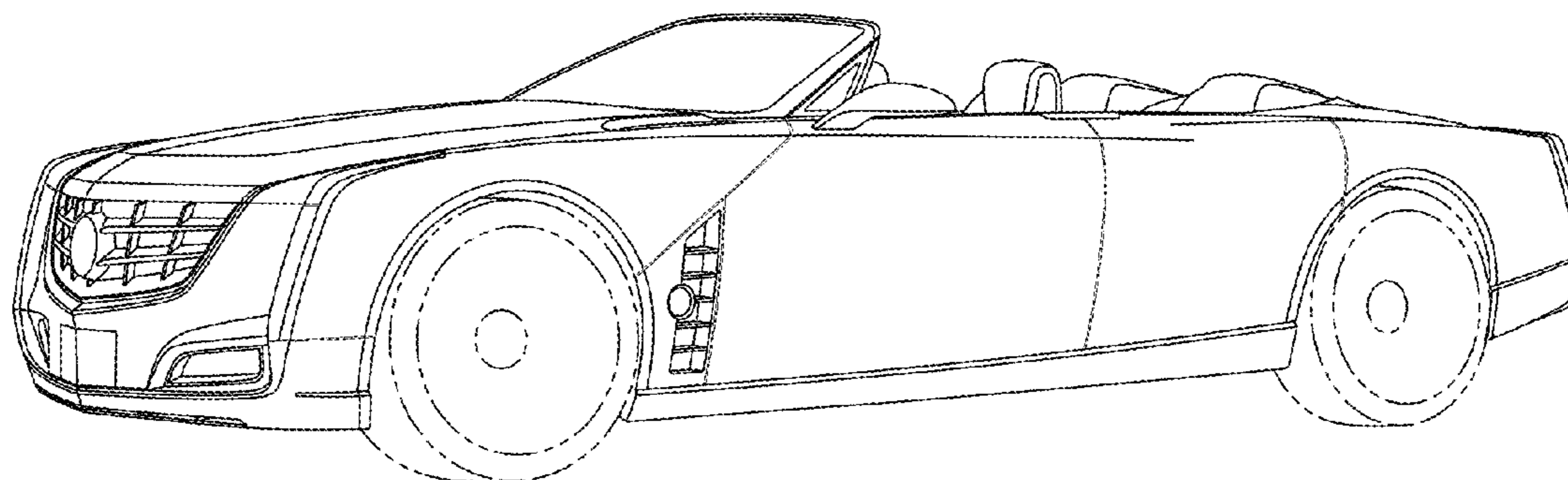
The ornamental design for a vehicle body, as shown and described.

DESCRIPTION

FIG. 1 is a front view of a vehicle body showing the new design;
 FIG. 2 is a left front perspective view thereof;
 FIG. 3 is a left perspective view thereof;
 FIG. 4 is a left side view thereof, the right side being a mirror image thereof;
 FIG. 5 is a rear perspective view thereof; and,
 FIG. 6 is a rear view thereof.

In the drawings, the elements shown in broken lines are for illustrative purposes only and form no part of the claimed design.

1 Claim, 6 Drawing Sheets



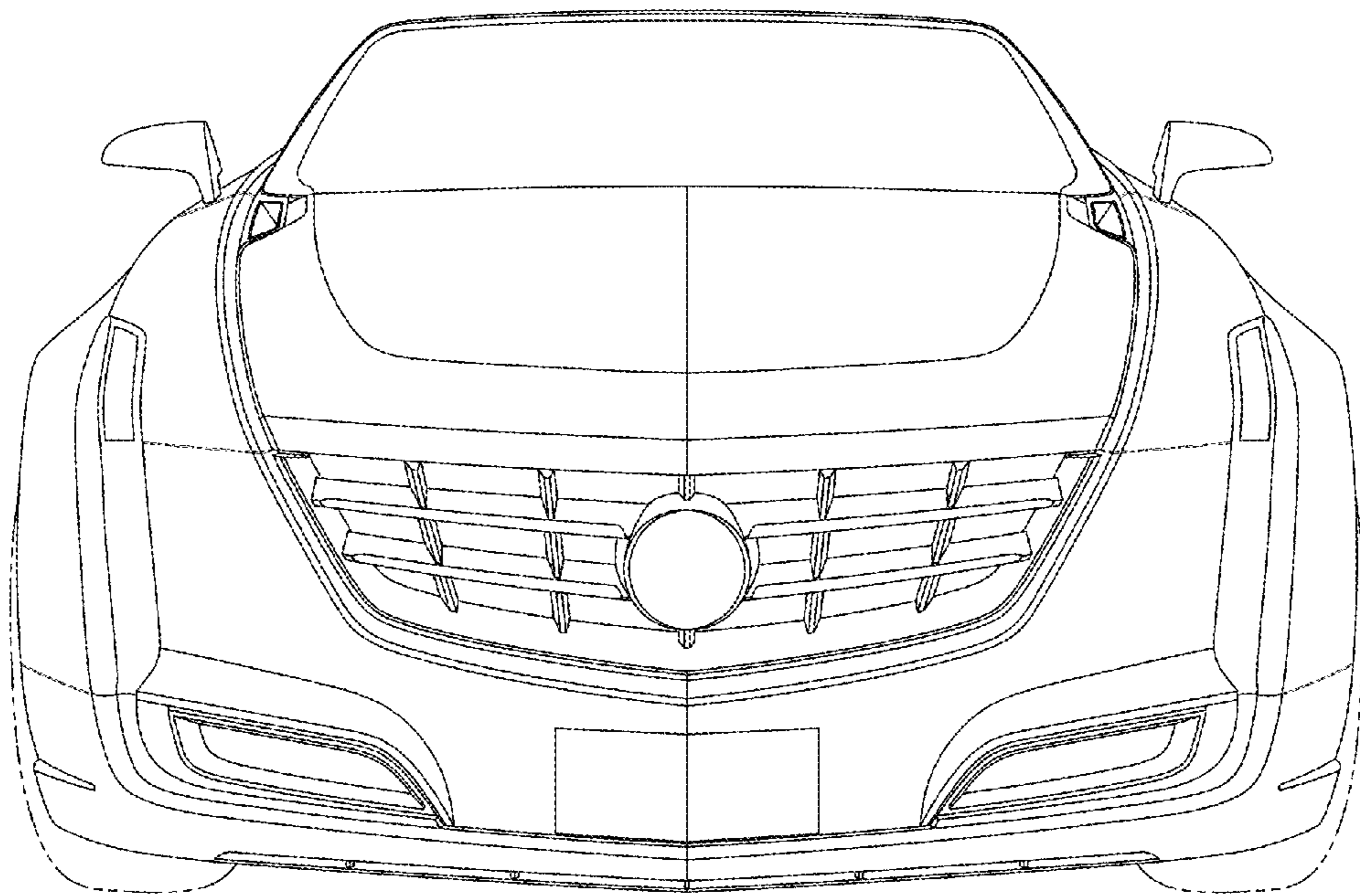


Fig-1

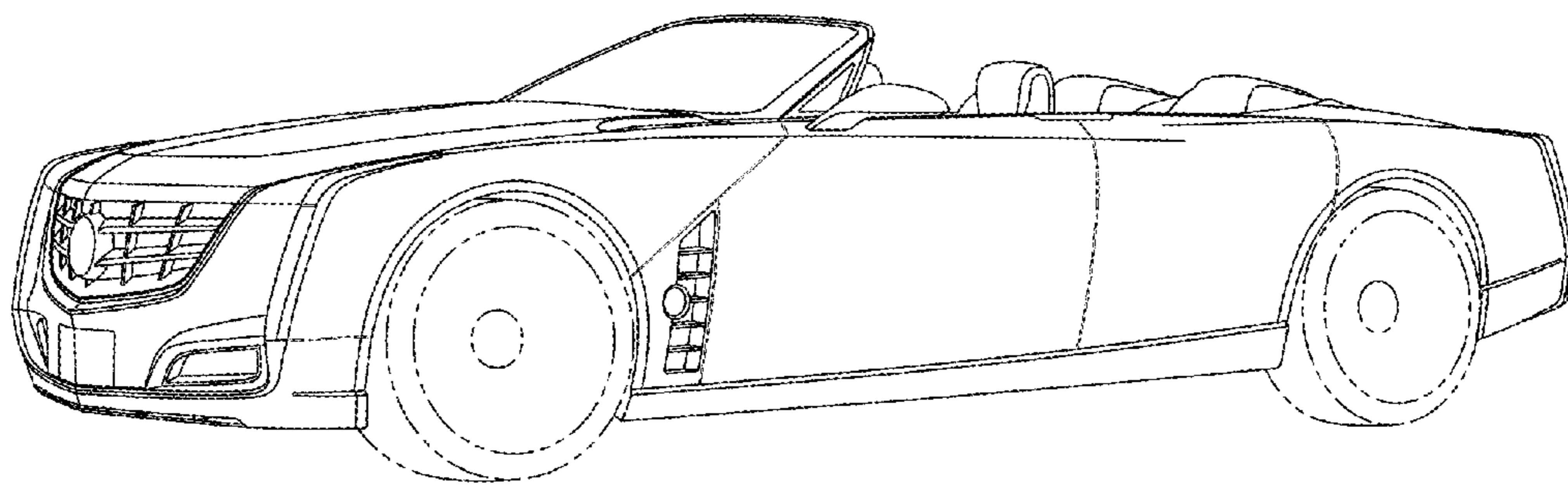


Fig-2

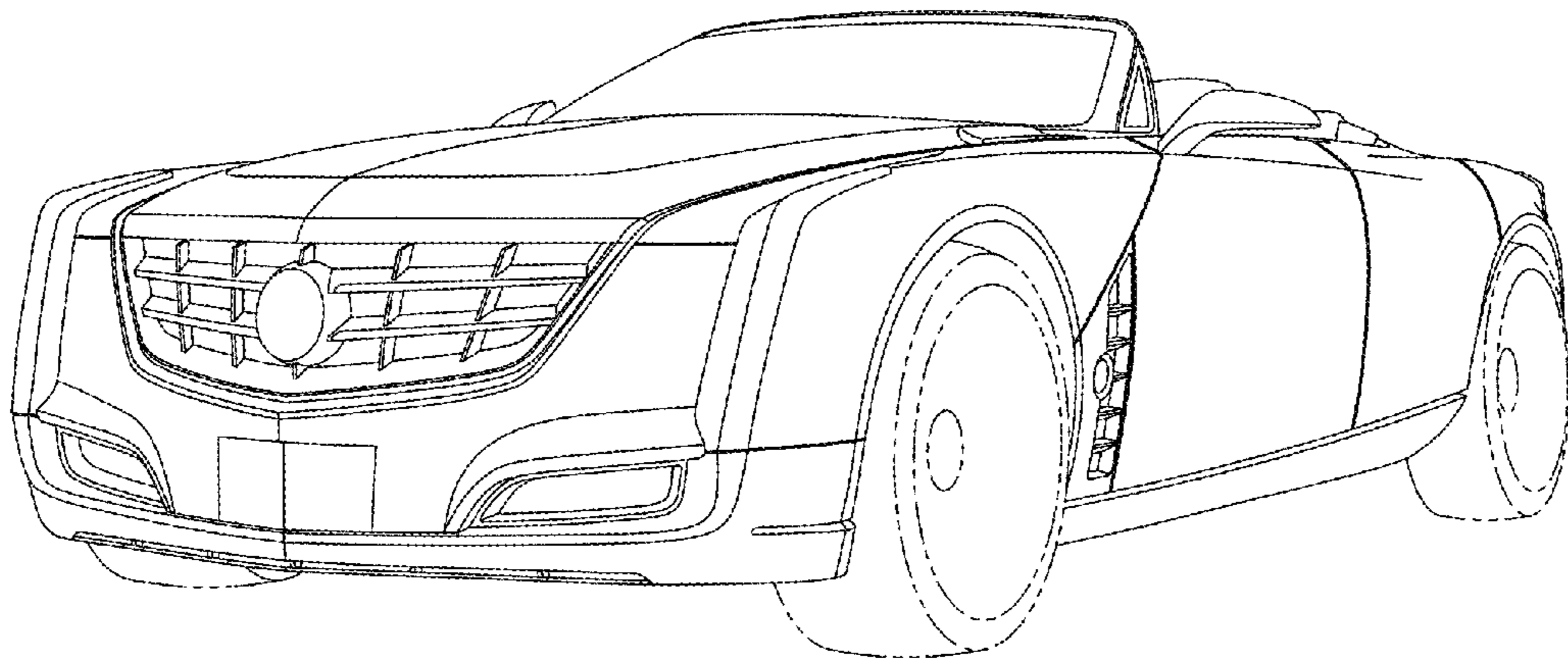


Fig-3

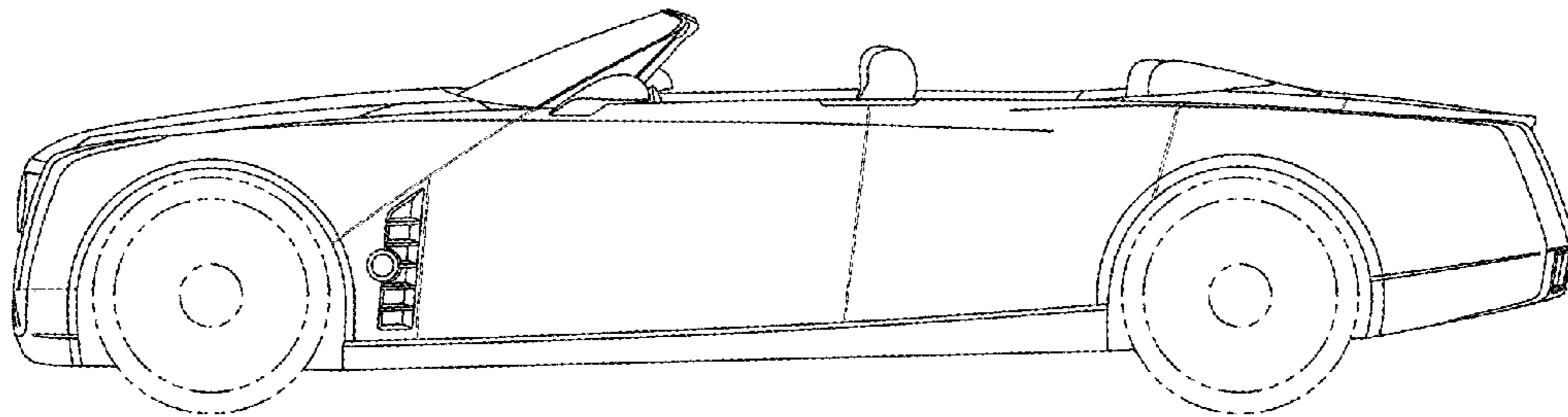


Fig-4




Fig-5

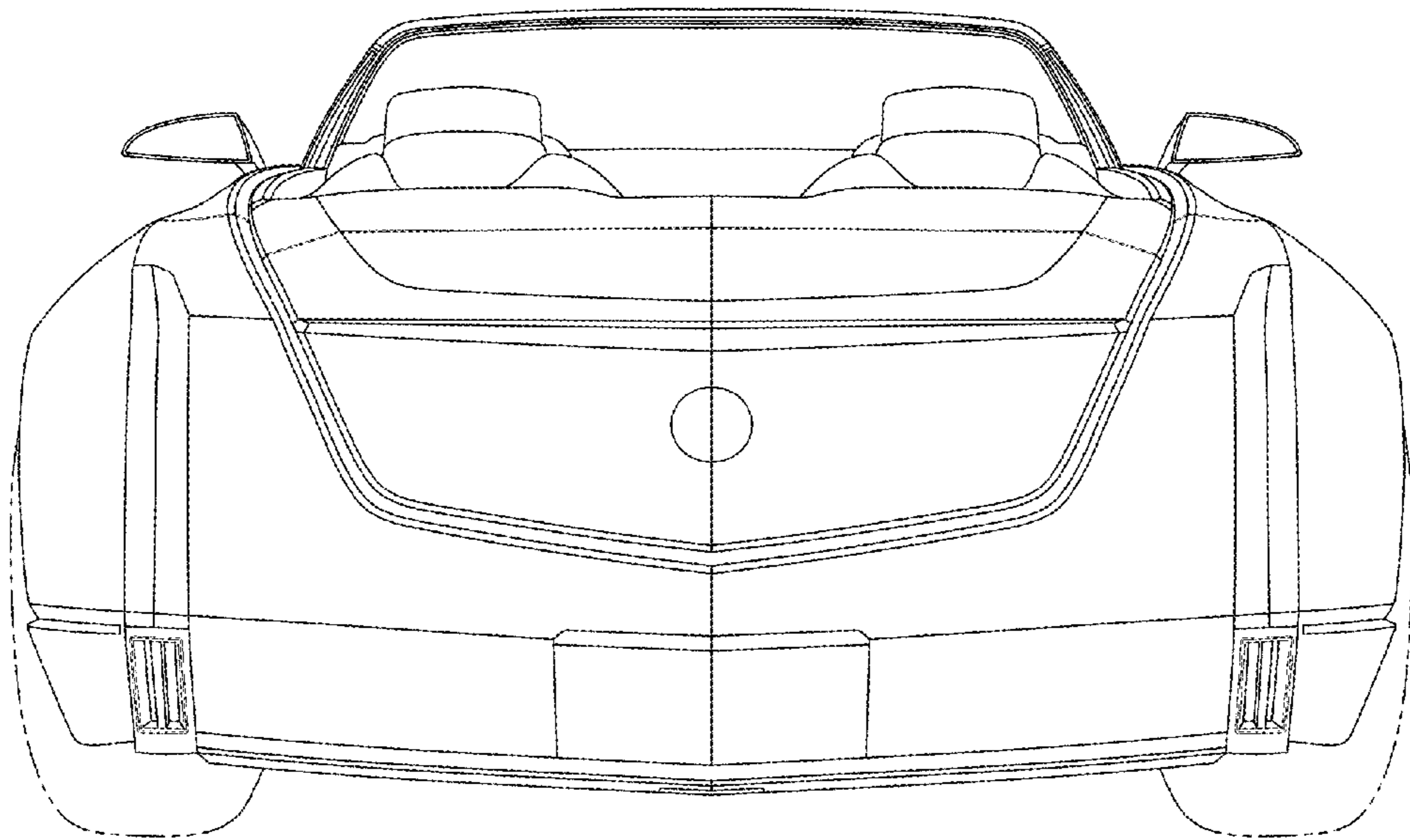


Fig-6