



US00D668180S

(12) **United States Design Patent**  
**Koman et al.**

(10) **Patent No.:** **US D668,180 S**  
(45) **Date of Patent:** **\*\* Oct. 2, 2012**

(54) **AUTOMOBILE AND/OR REPLICA THEREOF**

(75) Inventors: **Shuji Koman**, Wako (JP); **Naohiro Kitazono**, Wako (JP)

(73) Assignee: **Honda Motor Co., Ltd**, Tokyo (JP)

(\*\*) Term: **14 Years**

(21) Appl. No.: **29/397,359**

(22) Filed: **Jul. 14, 2011**

(30) **Foreign Application Priority Data**

Jan. 14, 2011 (JP) ..... 2011-000696

(51) **LOC (9) Cl.** ..... **12-08**

(52) **U.S. Cl.** ..... **D12/91**

(58) **Field of Classification Search** ..... D12/86,  
D12/90-92; D21/424, 433, 434; 296/181.1,  
296/181.5

See application file for complete search history.

(56) **References Cited**

**U.S. PATENT DOCUMENTS**

D504,639 S *	5/2005	Oishi et al.	.....	D12/91
D608,694 S *	1/2010	Okue et al.	.....	D12/91
D617,684 S *	6/2010	Nagura et al.	.....	D12/92
D619,500 S *	7/2010	Hsu et al.	.....	D12/91
D622,635 S *	8/2010	Scott et al.	.....	D12/92
D624,850 S *	10/2010	Yagi et al.	.....	D12/91
D628,938 S *	12/2010	Yamazaki et al.	.....	D12/91
D630,553 S *	1/2011	Muller	.....	D12/91

D630,554 S *	1/2011	Kim	.....	D12/91
D633,823 S *	3/2011	Matei et al.	.....	D12/91
D642,093 S *	7/2011	Kubo et al.	.....	D12/91
D655,648 S *	3/2012	Imaiida et al.	.....	D12/91
D657,715 S *	4/2012	Hakamata et al.	.....	D12/91

**OTHER PUBLICATIONS**

Brochure issued by Honda Motor Co., Ltd. of Model Name, "FIT" showing it spec. In Oct. 2010.

\* cited by examiner

*Primary Examiner* — Melody N Brown

(74) *Attorney, Agent, or Firm* — Westerman, Hattori, Daniels & Adrian, LLP

(57) **CLAIM**

The ornamental design for an automobile and/or replica, as shown and described.

**DESCRIPTION**

FIG. 1 is a front elevational view of an automobile and/or replica showing our new design;  
FIG. 2 is a rear elevational view thereof;  
FIG. 3 is a top plan view thereof;  
FIG. 4 is a right side elevational view thereof, the left side elevational view being a mirror image thereof;  
FIG. 5 is a right front perspective view thereof; and,  
FIG. 6 is a right rear perspective view thereof.  
The broken lines shown represent unclaimed subject matter and form no part of the claimed design.

**1 Claim, 3 Drawing Sheets**




FIG.1




FIG.2

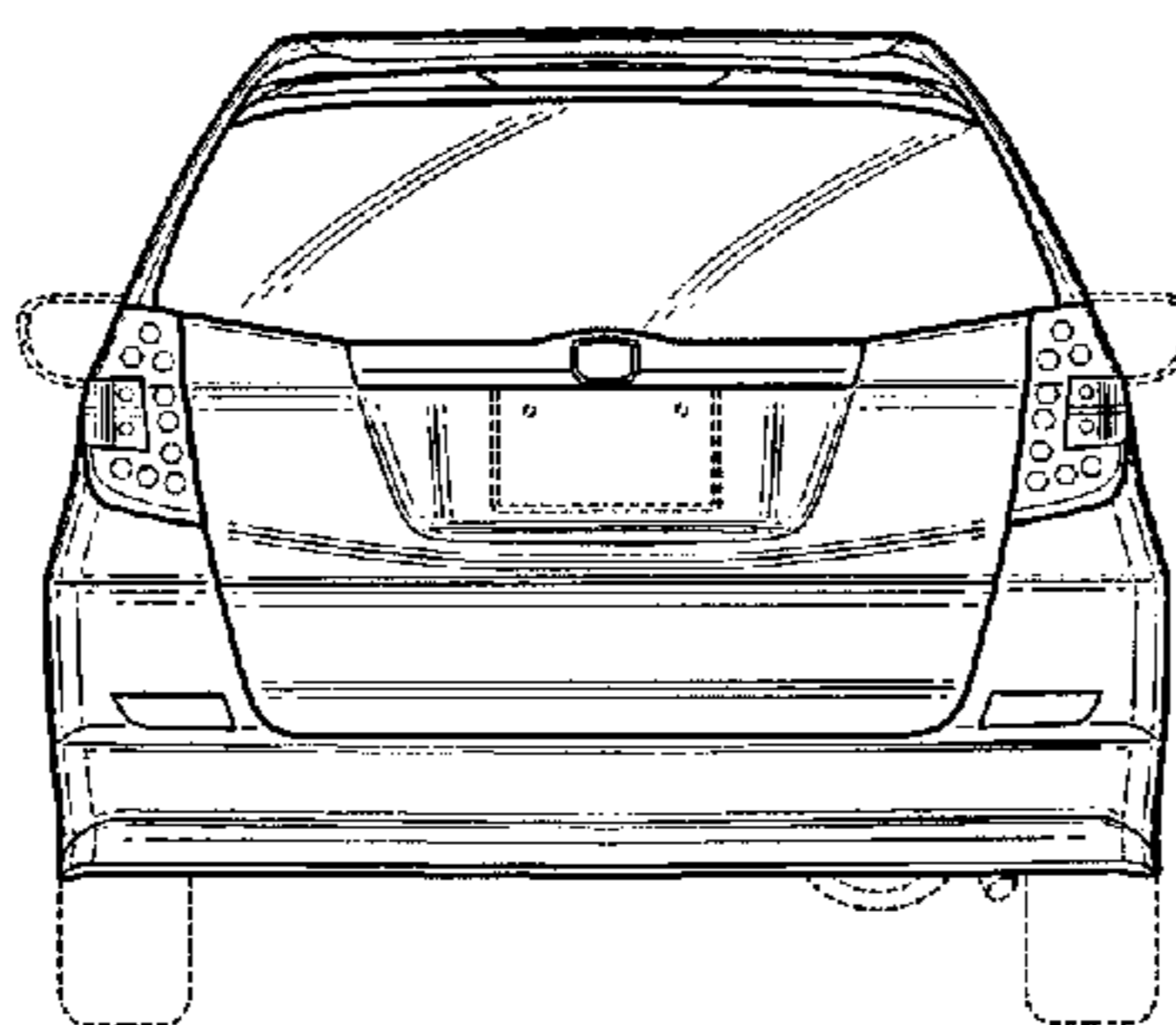


FIG.3

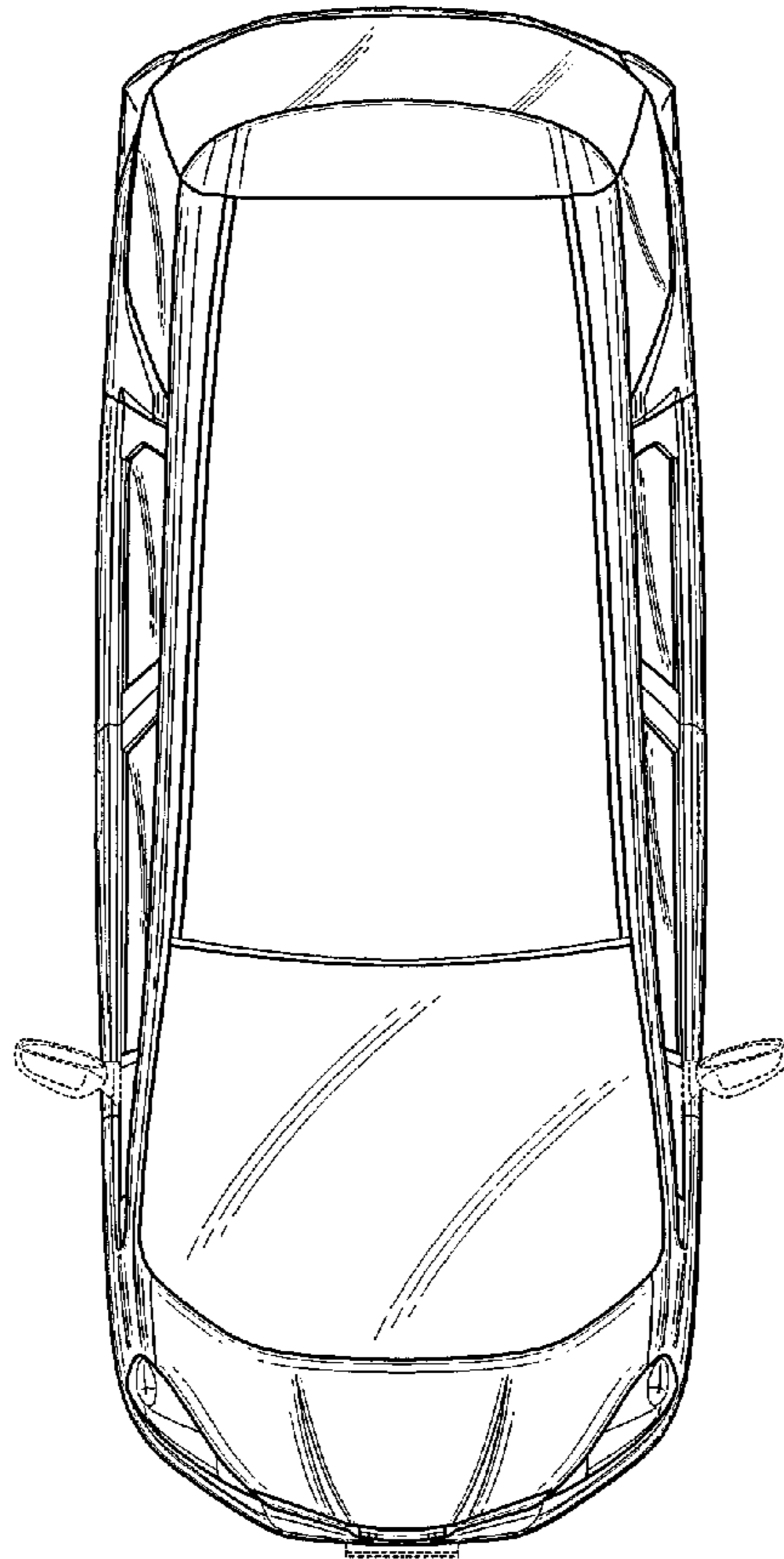


FIG.4

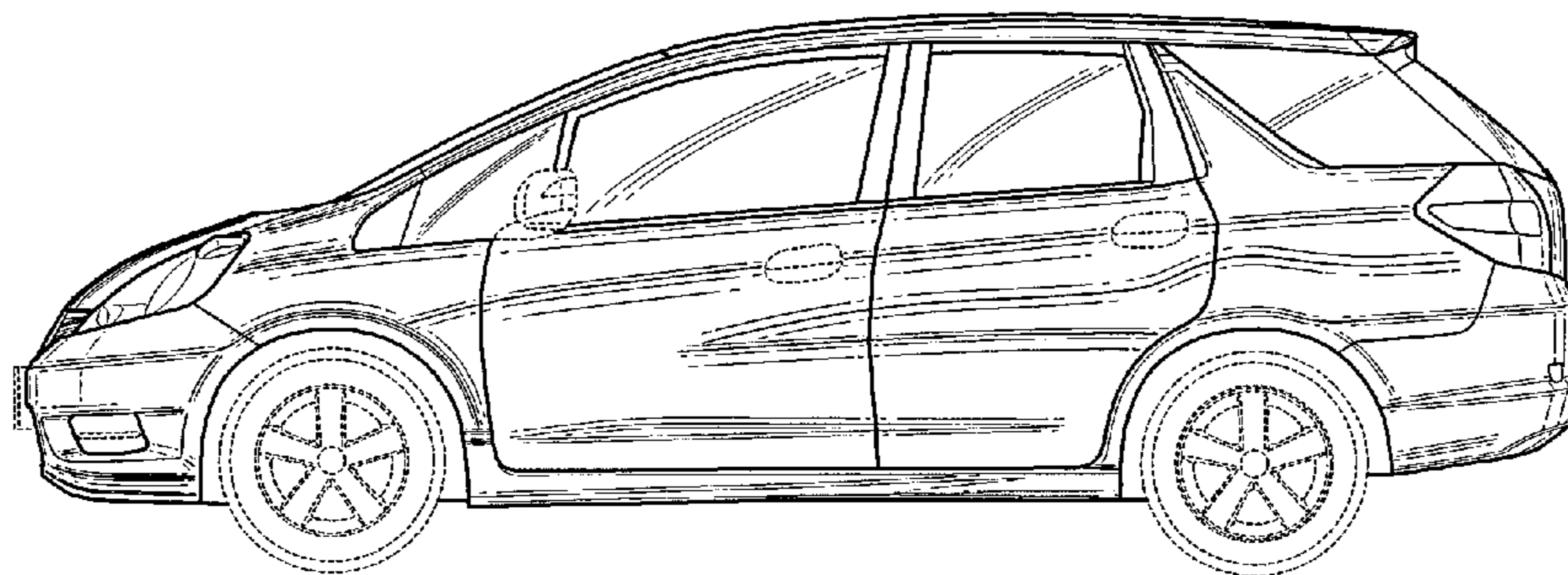




FIG.5




FIG.6

