



US00D668175S

(12) **United States Design Patent**
Piatkowski

(10) **Patent No.:** **US D668,175 S**

(45) **Date of Patent:** **** Oct. 2, 2012**

(54) **HANGING HOLIDAY DECORATION**

(76) Inventor: **Bob Piatkowski**, Wheaton, IL (US)

(**) Term: **14 Years**

(21) Appl. No.: **29/408,867**

(22) Filed: **Dec. 16, 2011**

(51) **LOC (9) Cl.** **11-05**

(52) **U.S. Cl.** **D11/121**

(58) **Field of Classification Search** D11/117,
D11/118, 119, 120, 121, 124, 130, 131, 132,
D11/133, 140, 157, 158, 164; 428/7-12,
428/15-23

See application file for complete search history.

(56) **References Cited**

U.S. PATENT DOCUMENTS

569,053	A *	10/1896	Prokop	132/282
687,245	A *	11/1901	Kruel	29/527.4
D65,410	S *	8/1924	Kaplan	D11/117
D107,015	S *	11/1937	Haimes	D11/117
D129,841	S *	10/1941	Adler	D11/117
D137,052	S *	1/1944	Jaconsson	D11/117
2,416,588	A *	2/1947	Martin	63/14.4
2,641,086	A *	6/1953	Shinoda	47/55
2,716,828	A *	9/1955	Adler, Jr.	428/17
2,771,695	A *	11/1956	James	428/23
2,879,617	A *	3/1959	Popeil	264/245
2,901,852	A *	9/1959	Hall	264/279
3,044,200	A *	7/1962	Teufel	428/27
3,068,487	A *	12/1962	Hain	2/200.1
D196,922	S *	11/1963	Chang	D11/117
3,132,988	A *	5/1964	Fowler	428/11

D200,471	S *	3/1965	Chang	D11/117
D200,472	S *	3/1965	Chang	D11/117
3,189,508	A *	6/1965	Burnbaum	428/21
3,274,706	A *	9/1966	Friend	434/295
4,737,129	A *	4/1988	Gorley et al.	446/72
D313,373	S *	1/1991	Taylor	D11/131
D464,159	S *	10/2002	Peloquin	D26/67
D510,293	S *	10/2005	Lane	D11/117
7,744,317	B2 *	6/2010	Barbir	409/131
D630,969	S *	1/2011	Mattis	D11/117

* cited by examiner

Primary Examiner — Elizabeth J Oswecki

(74) *Attorney, Agent, or Firm* — Miller, Matthias & Hull LLP

(57) **CLAIM**

The ornamental design for a hanging holiday decoration, as shown and described.

DESCRIPTION

FIG. 1 is a perspective view of a hanging holiday decoration showing my new design;
FIG. 2 is a front view thereof;
FIG. 3 is a rear view thereof;
FIG. 4 is a top plan view thereof;
FIG. 5 is a bottom plan view thereof;
FIG. 6 is a left side view thereof; and,
FIG. 7 is a right side view thereof.
The broken lines depicted in FIG. 1 are for purposes of illustration only, and form no part of the claimed design.

1 Claim, 5 Drawing Sheets

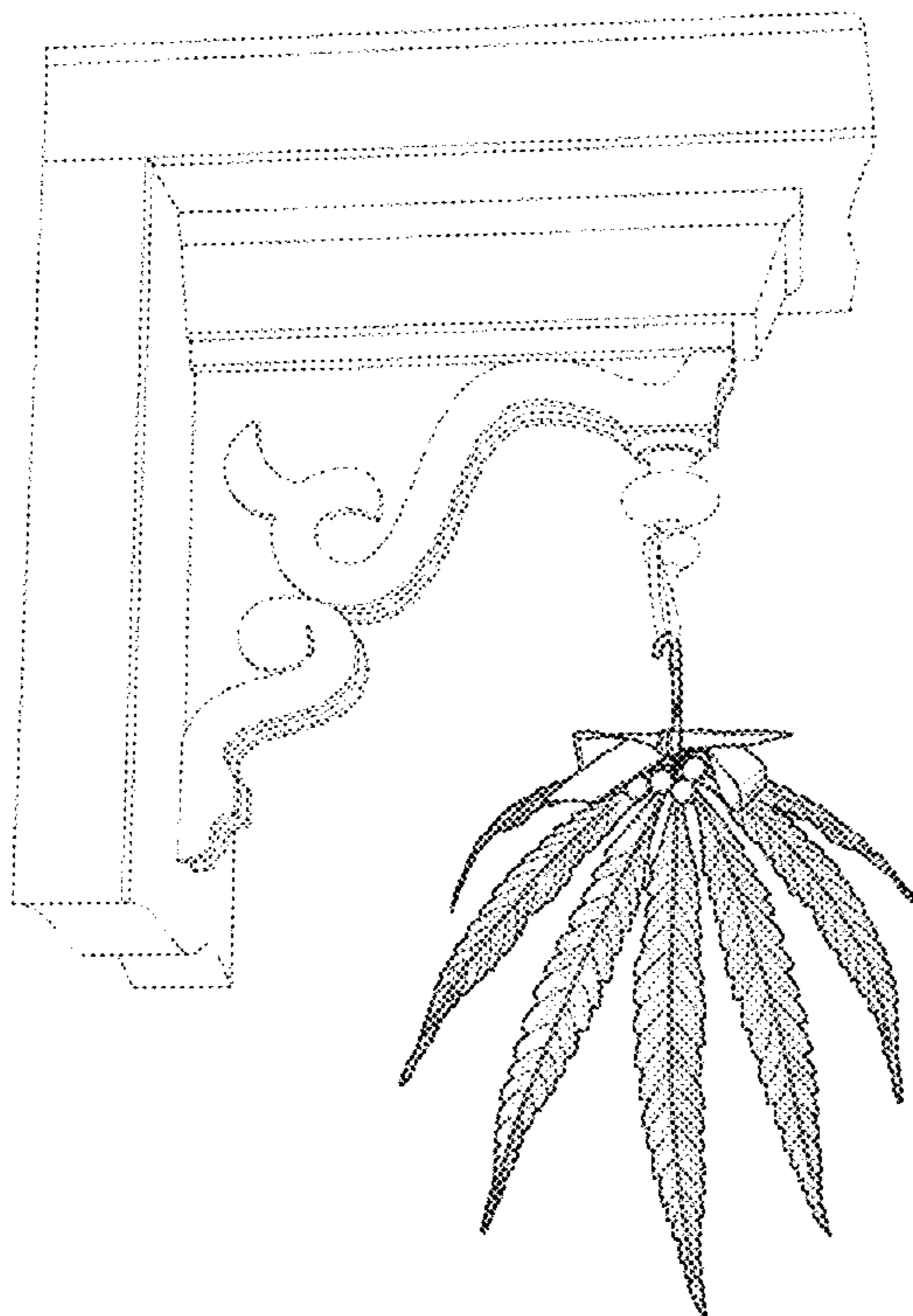




FIG. 1

FIG. 2



FIG. 3



FIG. 4

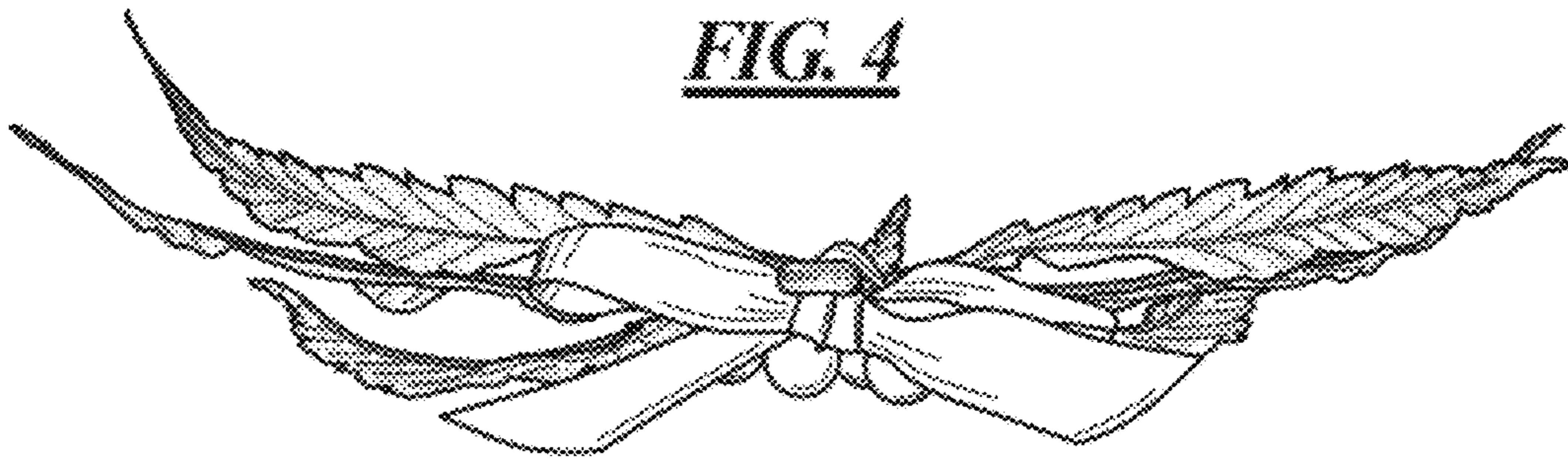


FIG. 5

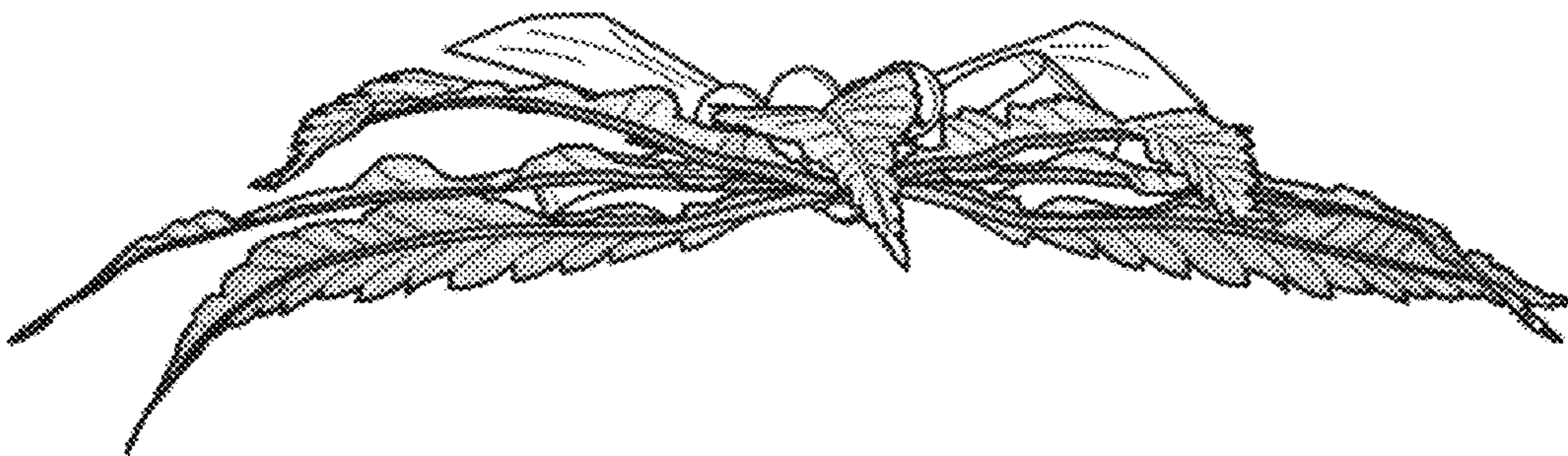


FIG. 6




FIG. 7

