

US00D668174S

(12) **United States Design Patent**
Bliss

(10) **Patent No.:** **US D668,174 S**
(45) **Date of Patent:** **** Oct. 2, 2012**

(54) **STYLIZED CHRISTMAS TREE**
(76) Inventor: **Matthew A. Bliss**, Englewood, CO (US)
(**) Term: **14 Years**
(21) Appl. No.: **29/401,678**
(22) Filed: **Sep. 14, 2011**
(51) **LOC (9) Cl.** **11-04**
(52) **U.S. Cl.** **D11/118**
(58) **Field of Classification Search** D11/1,
D11/40, 41, 42, 43, 44, 45, 47, 79, 95, 117,
D11/118, 120, 121, 124, 125, 130, 131, 132,
D11/157; 63/12, 13, 20, 32; 428/7-12, 17,
428/18, 19, 20
See application file for complete search history.

D416,826 S * 11/1999 Newsome D11/121
D417,164 S * 11/1999 Sandoval et al. D10/106.4
D430,062 S * 8/2000 Thomas
D442,115 S * 5/2001 Tsang D11/118
D472,844 S * 4/2003 Chi
D478,021 S * 8/2003 Duncan et al. D11/118
D563,824 S * 3/2008 Chen D11/121
D570,729 S * 6/2008 Chen D11/125
7,446,823 B2 * 11/2008 Zheng 348/837
D592,541 S * 5/2009 Chen D11/125
D603,291 S * 11/2009 Wessling D11/121
D612,286 S * 3/2010 Palmer et al. D11/118
D638,742 S * 5/2011 Purcell D11/118
2005/0048226 A1 * 3/2005 Gary et al. 428/18
* cited by examiner

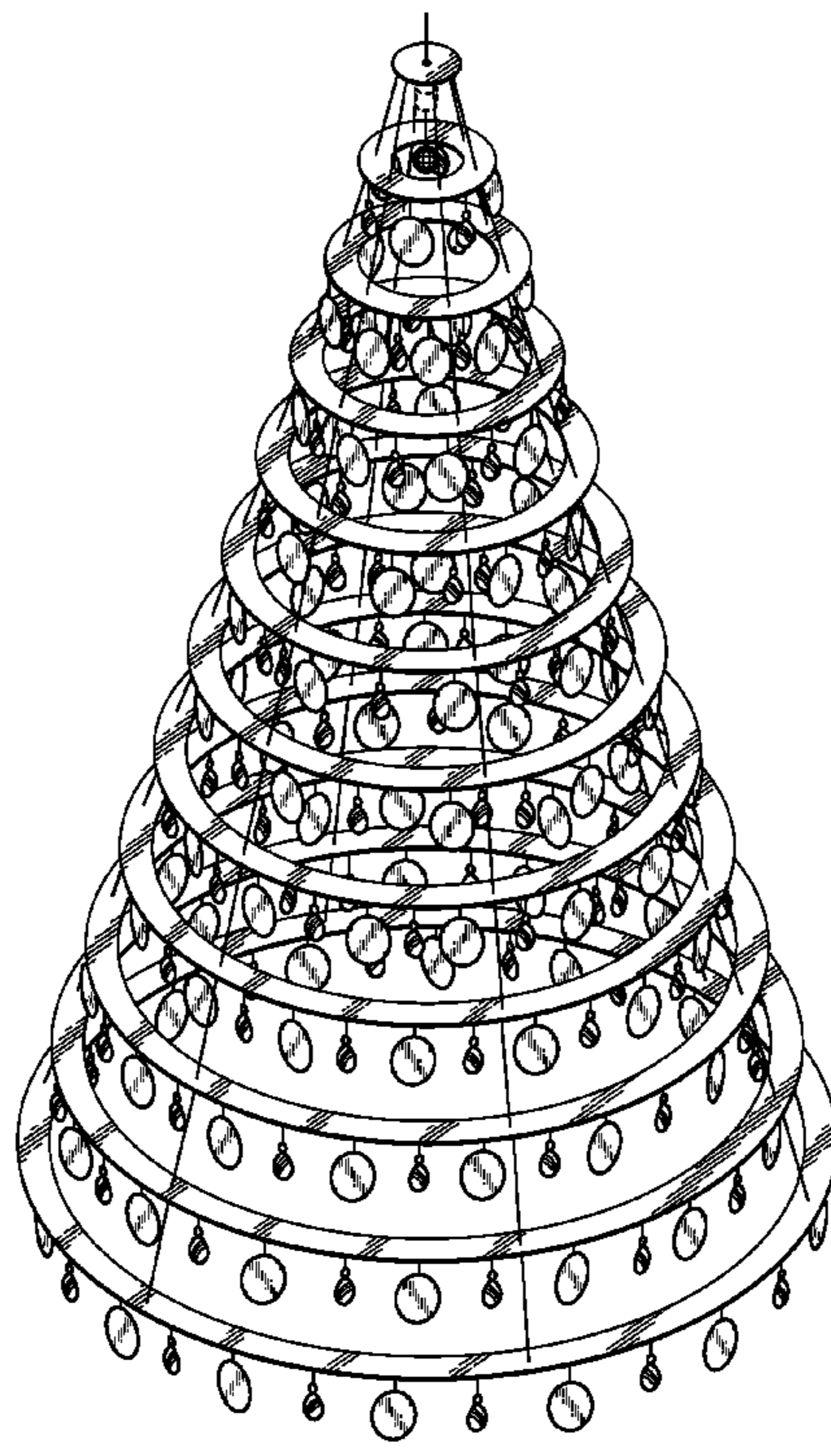
Primary Examiner — Elizabeth J Oswecki
(74) *Attorney, Agent, or Firm* — Albert Haegele;
Leyendecker & Lemire, LLC

(56) **References Cited**
U.S. PATENT DOCUMENTS
D200,052 S * 1/1965 Haas D11/118
D249,132 S * 8/1978 Barr D11/81
D249,135 S * 8/1978 Barr D11/81
D268,653 S * 4/1983 Sun D11/121
D269,771 S * 7/1983 Williams D11/118
D275,741 S * 10/1984 Williams D11/121
D276,143 S * 10/1984 Williams D11/121
D277,944 S * 3/1985 Andrus D11/121
D288,074 S * 2/1987 Vogel
4,746,022 A * 5/1988 Benham 211/195
D315,322 S * 3/1991 Guberman D11/120
D318,605 S * 7/1991 Dudley D11/117
D347,598 S * 6/1994 Maddox, Jr. D11/118
5,336,536 A * 8/1994 Oberzan 428/8
D408,319 S * 4/1999 Byers D11/118

(57) **CLAIM**
The ornamental design for a stylized Christmas tree, as shown and described.

DESCRIPTION
FIG. 1 is a top, side, perspective view of a stylized Christmas tree showing my new design;
FIG. 2 is a side elevational view thereof;
FIG. 3 is a top plan view thereof; and,
FIG. 4 is a bottom plan view thereof.
Broken lines shown in the drawings illustrate unclaimed matter, form no part of the claimed design, and are provided for context only.
All surfaces not shown form no part of the claimed design.

1 Claim, 4 Drawing Sheets






FIG. 1

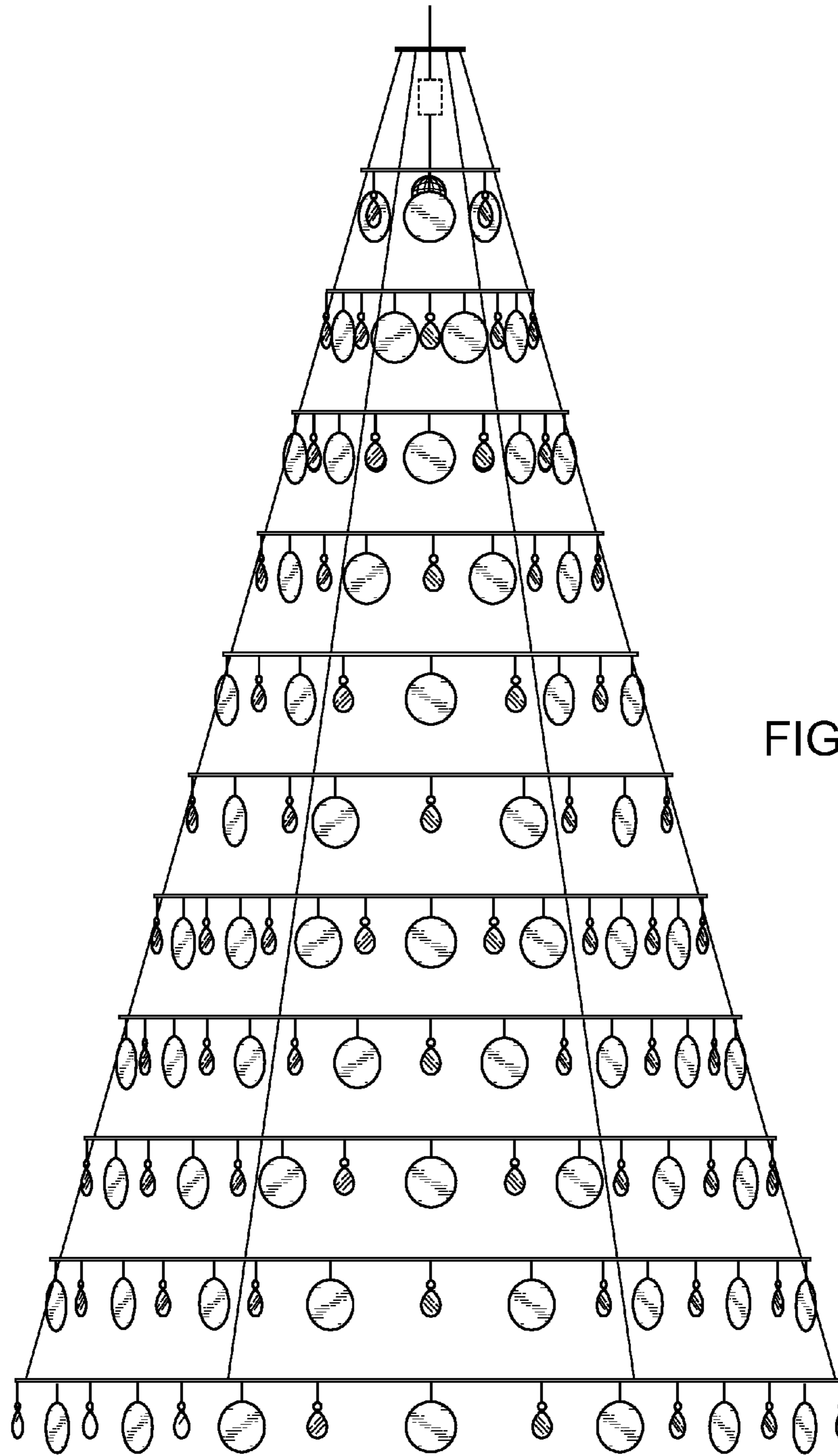


FIG. 2

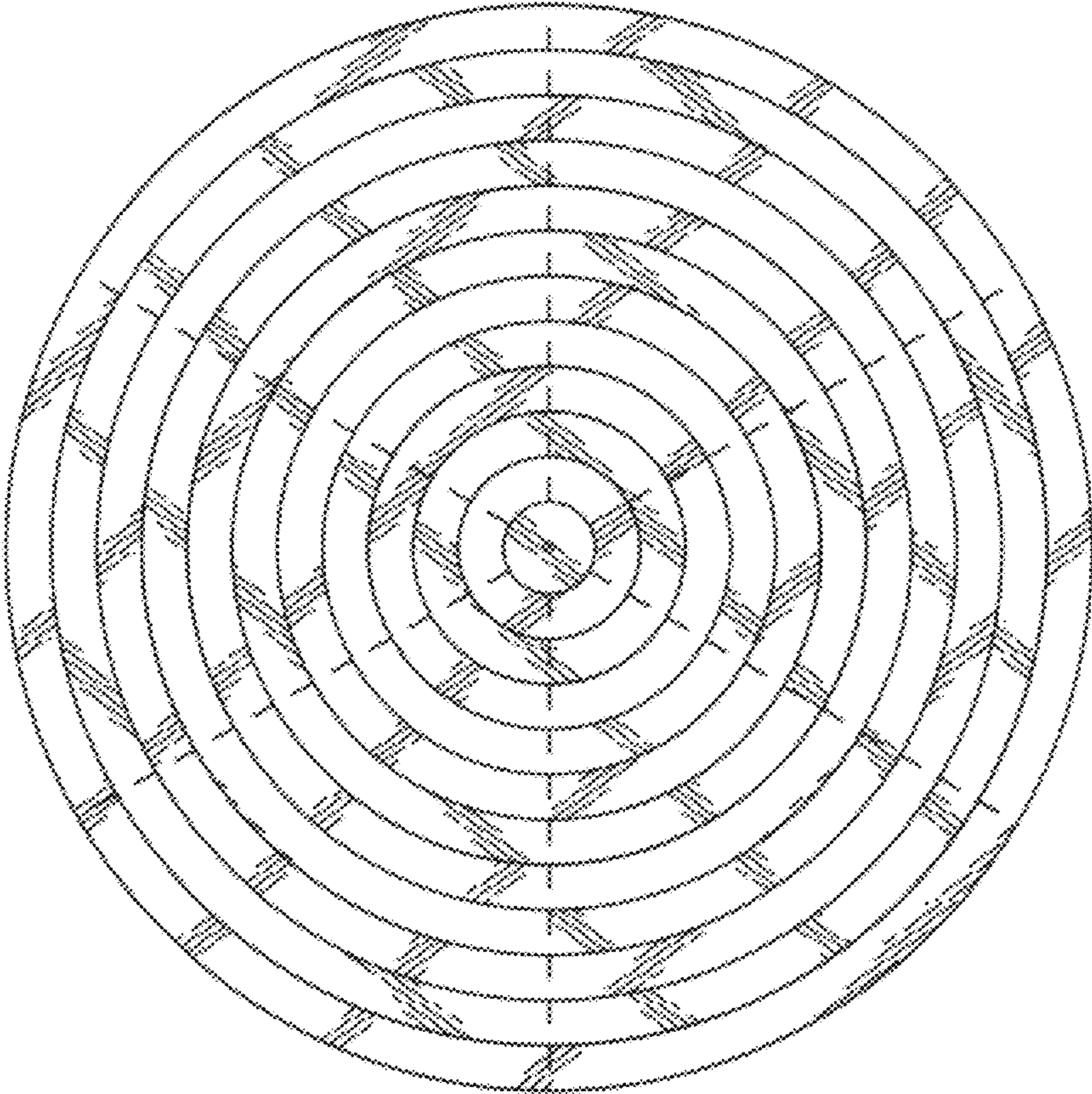


FIG. 3

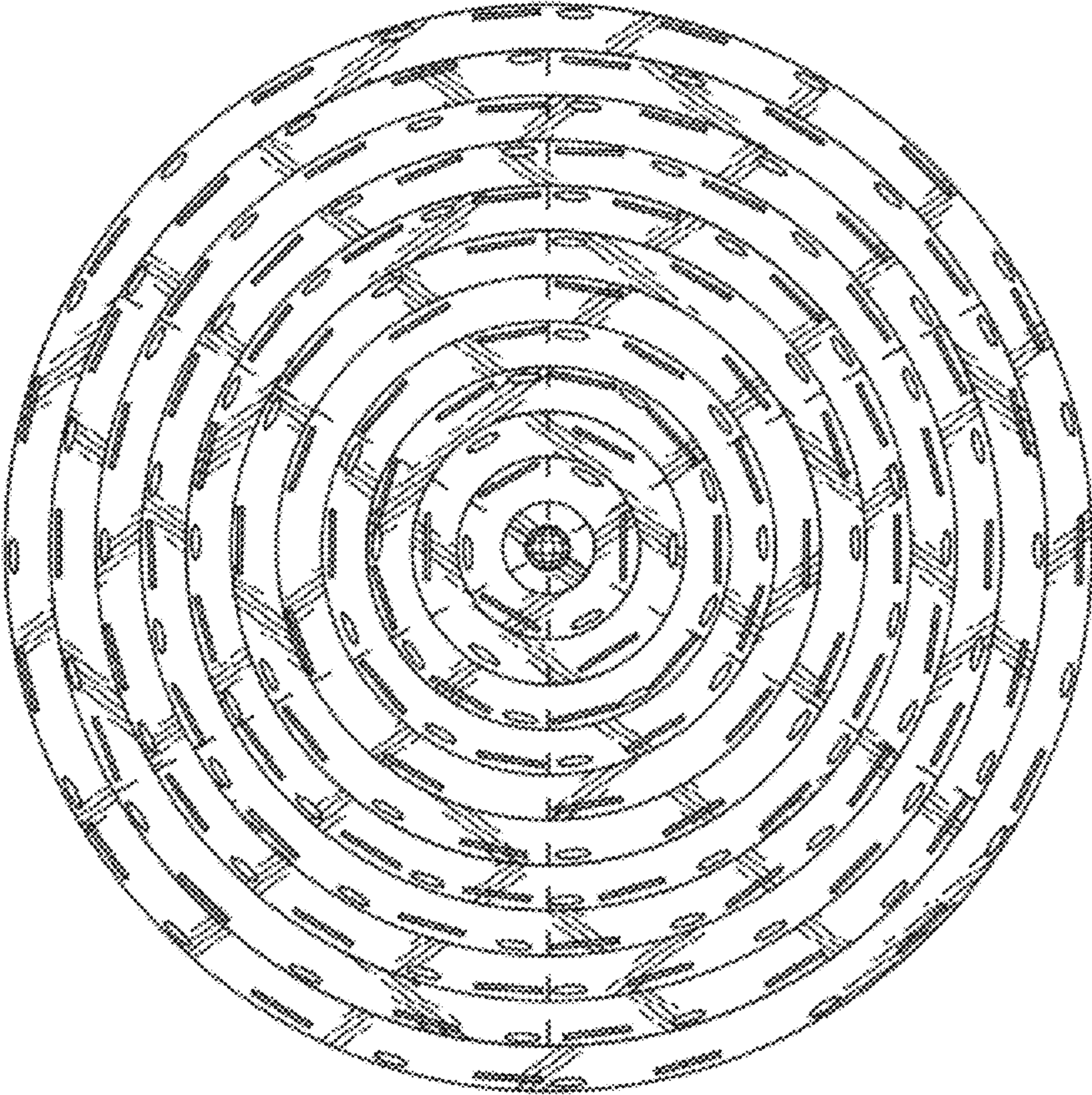


FIG. 4