

US00D668156S

(12) **United States Design Patent**
Bourguignon et al.

(10) **Patent No.:** **US D668,156 S**

(45) **Date of Patent:** **** Oct. 2, 2012**

(54) **CONTAINER**

(75) Inventors: **Michel Bourguignon**, Lasso (FR);
Maxime Dupressoir, Cairon (FR)

(73) Assignee: **Societe des Produits Nestle S.A.**, Vevey
(CH)

(**) Term: **14 Years**

(21) Appl. No.: **29/393,789**

(22) Filed: **Jun. 9, 2011**

(51) **LOC (9) Cl.** **09-01**

(52) **U.S. Cl.** **D9/521; D9/522; D9/523; D9/575**

(58) **Field of Classification Search** D9/645,
D9/682, 693, 516, 521-523, 529, 543-544,
D9/571, 575, 695; 220/660, 662, 669, 675;
215/382-384, 396, 398, 400; D24/115, 224
See application file for complete search history.

(56) **References Cited**

U.S. PATENT DOCUMENTS

D292,556 S *	11/1987	Daugherty	D9/645
D319,184 S *	8/1991	Monod	D9/523
D351,990 S *	11/1994	Shiokawa	D9/693
D363,225 S *	10/1995	Kudo	D9/529 X
D383,972 S *	9/1997	Weiss	D9/686
D398,225 S *	9/1998	Zaksenberg	D9/601
D472,344 S *	3/2003	Angeletta	D28/7
D486,066 S *	2/2004	Hannen et al.	D9/523
D496,331 S *	9/2004	Nan	D13/103
D517,412 S *	3/2006	Walters	D9/521
D533,067 S *	12/2006	Snyder	D9/522
7,306,121 B2 *	12/2007	Ophardt et al.	222/566 X

D558,575 S *	1/2008	Van Der Krogt et al.	D9/522
D586,229 S *	2/2009	Pallotto	D9/645
D602,250 S *	10/2009	Reiff et al.	D3/270
D608,645 S *	1/2010	Handy et al.	D9/575 X
D610,908 S *	3/2010	Kuzma et al.	D9/521
D613,607 S *	4/2010	Yokota	D9/543 X
D615,866 S *	5/2010	Lepoitevin	D9/521
D616,305 S *	5/2010	Kuzma et al.	D9/522
D626,532 S *	11/2010	Nikiforov et al.	D14/218
D627,458 S *	11/2010	Bisson et al.	D24/115
D653,953 S *	2/2012	Wakeman et al.	D9/575 X

* cited by examiner

Primary Examiner — Carol P Rademaker

(74) *Attorney, Agent, or Firm* — K&L Gates LLP

(57) **CLAIM**

The ornamental design for a container, as shown and described.

DESCRIPTION

FIG. 1 is a top front, right side perspective view showing our new design;

FIG. 2 is a front elevational view thereof;

FIG. 3 is a rear elevational view thereof;

FIG. 4 is a left side elevational view thereof, the right side elevational view being a mirror image;

FIG. 5 is a top plan view thereof; and,

FIG. 6 is a bottom plan view thereof.

The broken lines shown in the drawing views are included for the purpose of illustrating environmental structure and form no part of the claimed design.

1 Claim, 5 Drawing Sheets

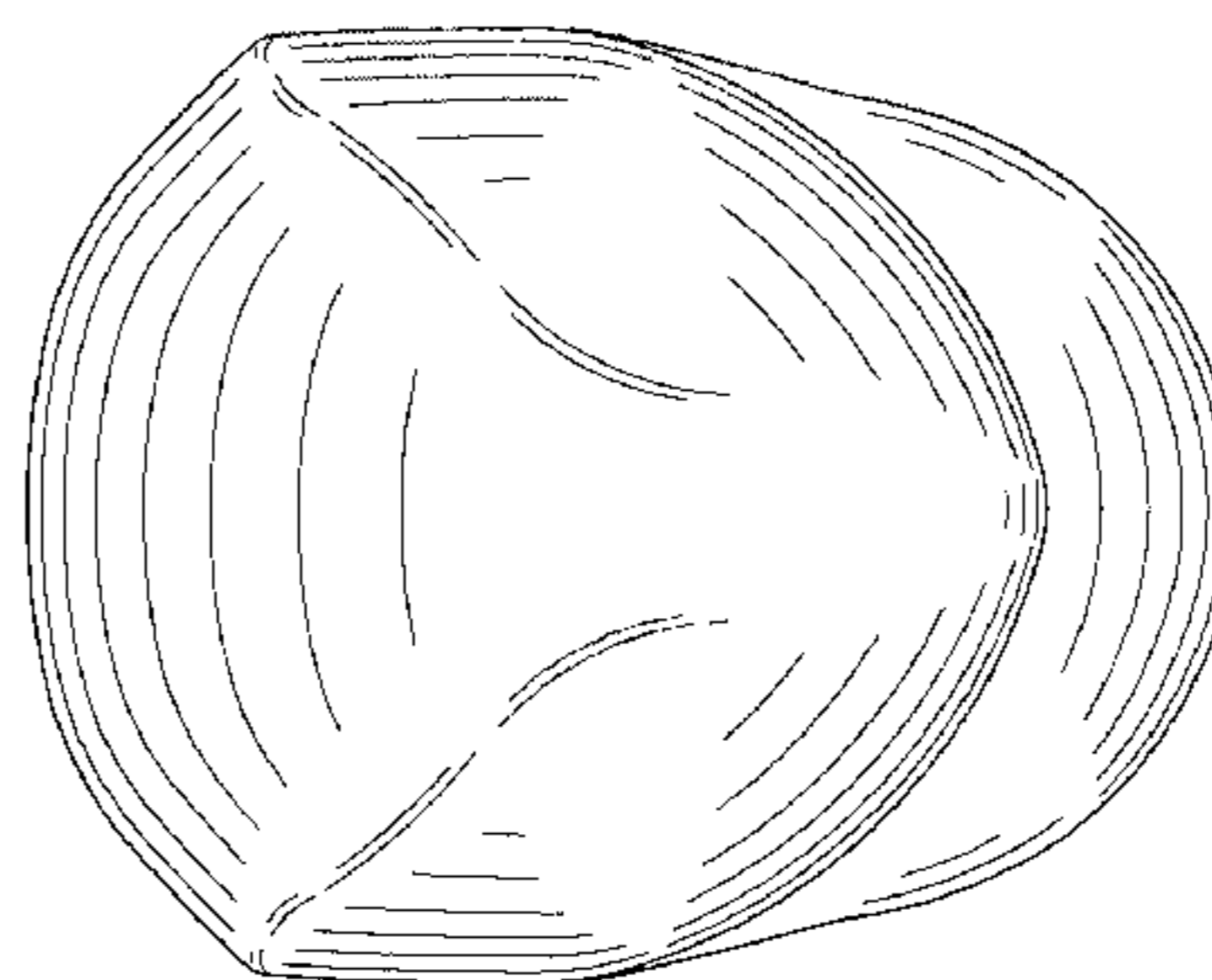



FIG. 1

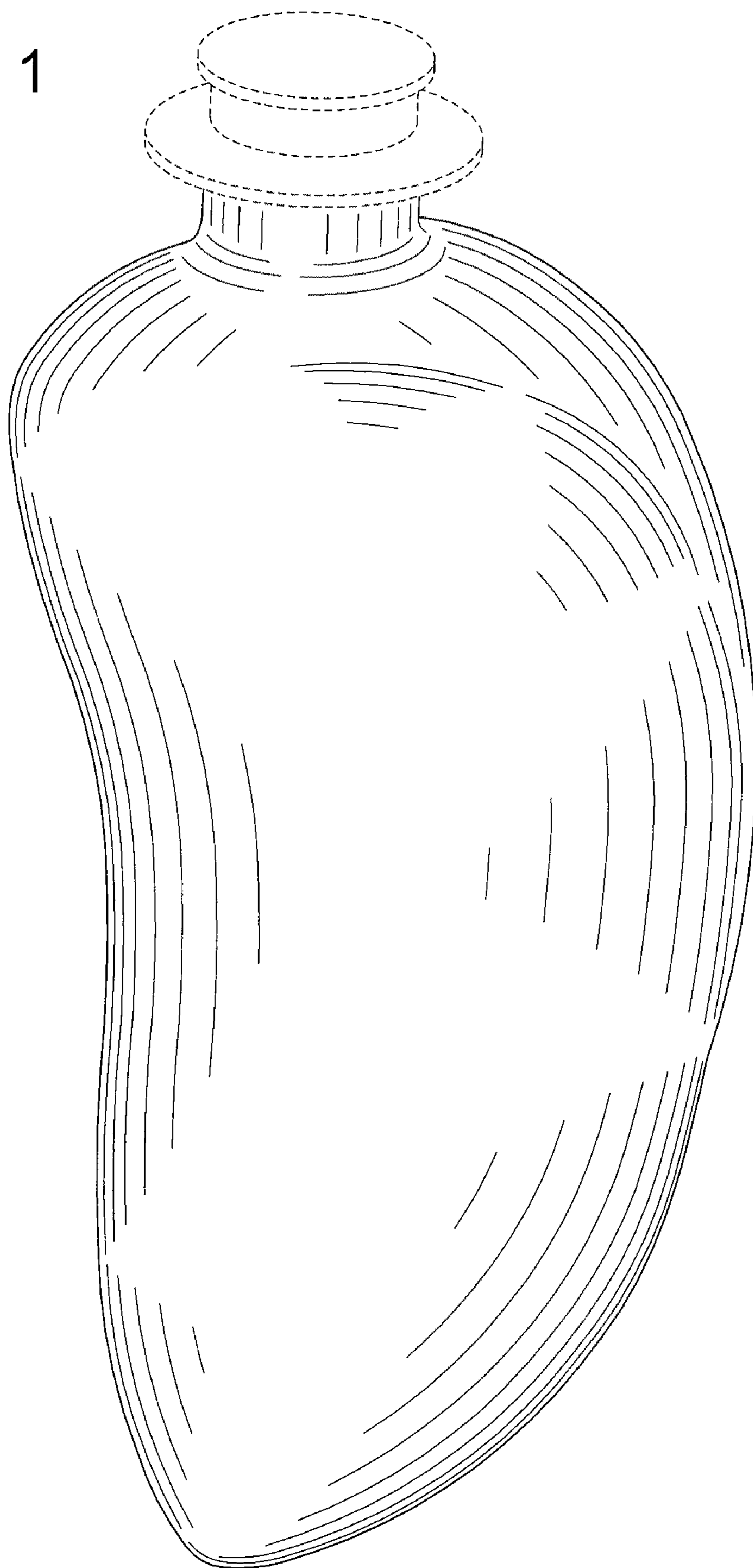


FIG. 2

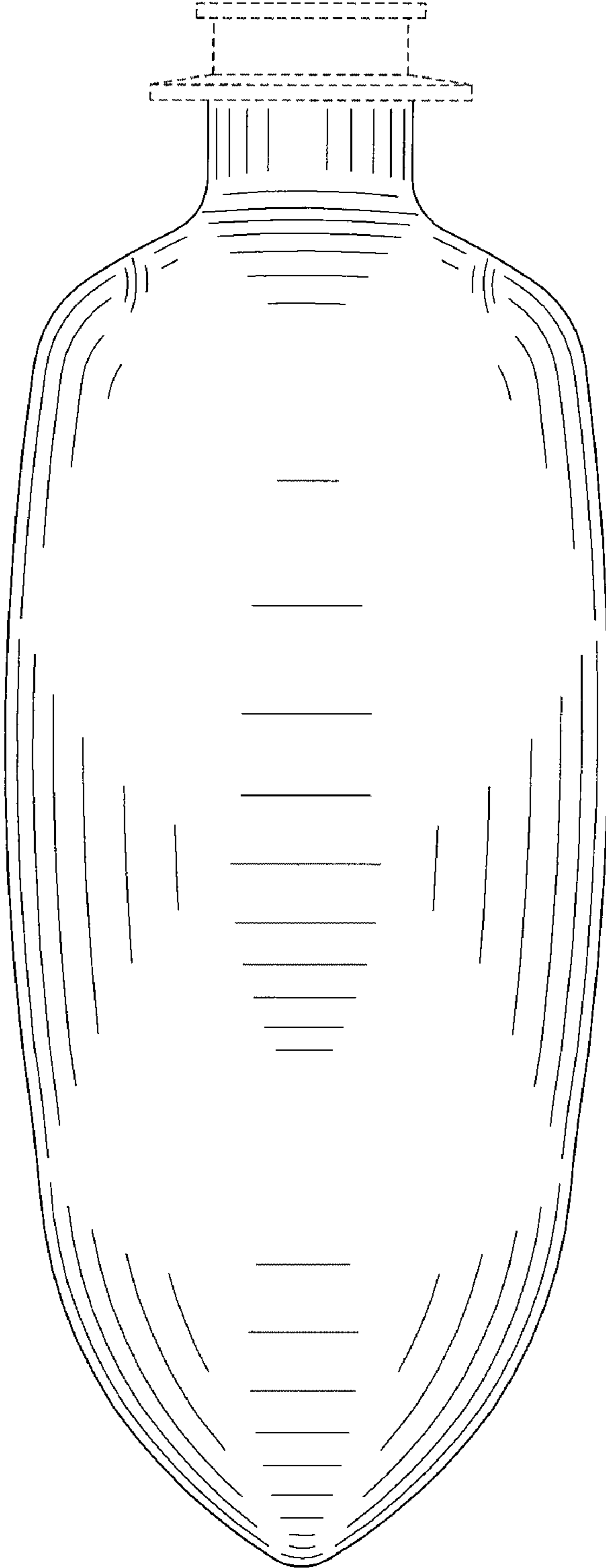


FIG. 3

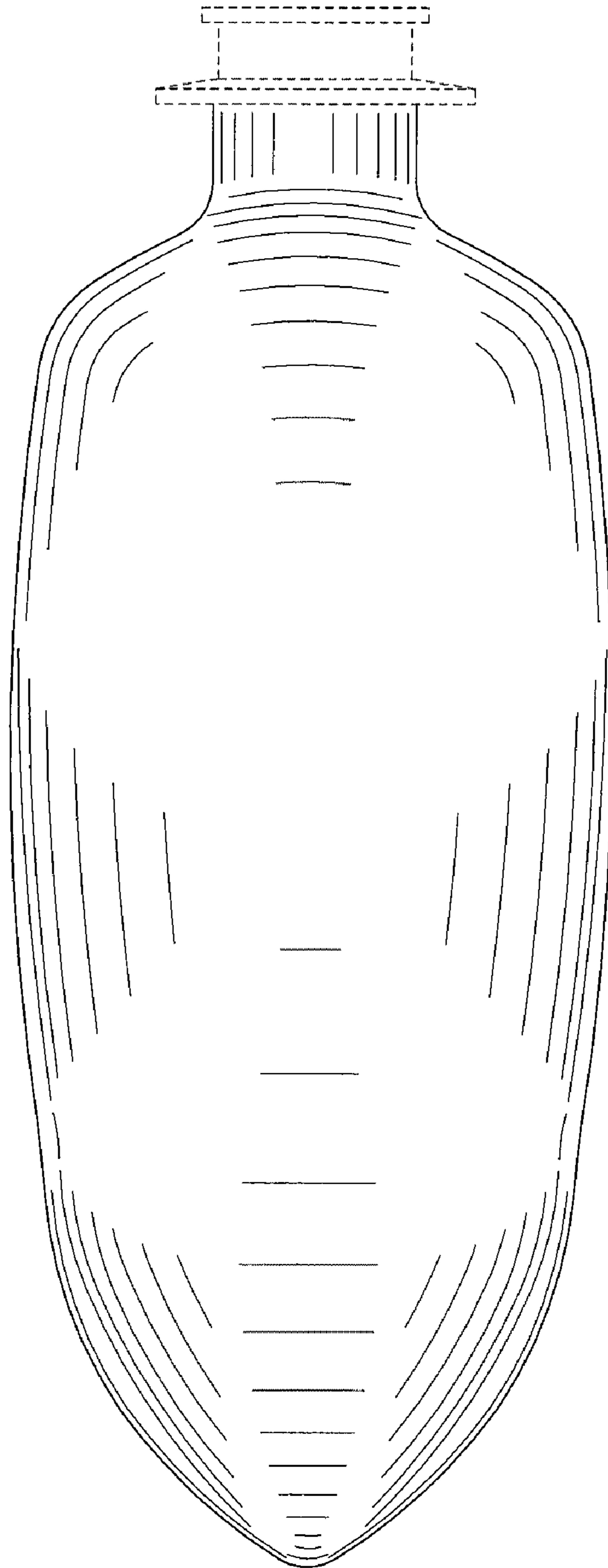


FIG. 4



FIG. 5

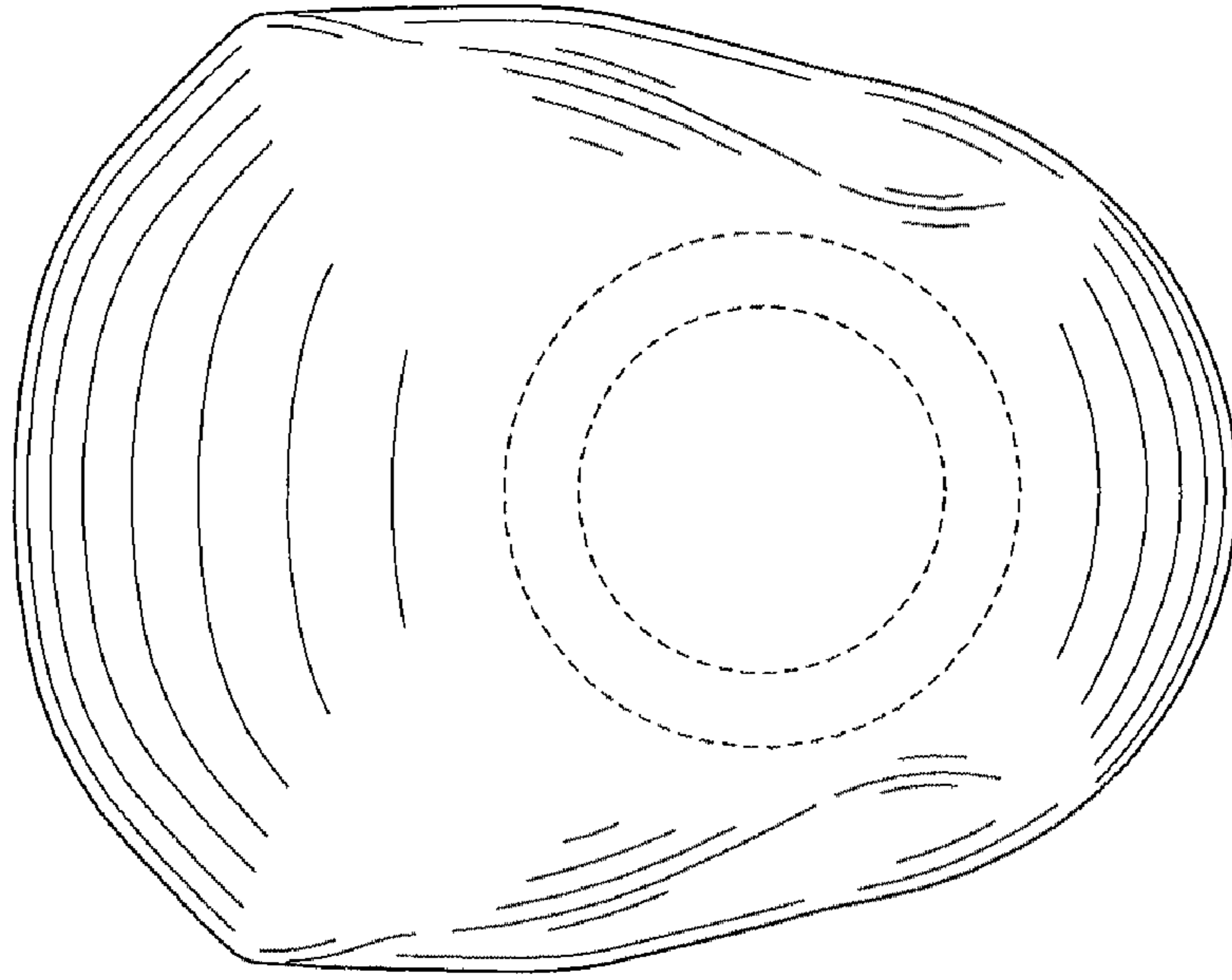


FIG. 6

