



US00D668146S

(12) **United States Design Patent**  
**Kelly et al.**

(10) **Patent No.:** **US D668,146 S**

(45) **Date of Patent:** **\*\* Oct. 2, 2012**

(54) **HANDLE**

(75) Inventors: **Daniel E. Kelly**, Medford, NJ (US);  
**John A. Spadavecchia**, Red House, VA (US)

(73) Assignee: **Polymer Solutions International Inc.**,  
Medford, NJ (US)

(\*\*) Term: **14 Years**

(21) Appl. No.: **29/411,609**

(22) Filed: **Jan. 24, 2012**

(51) **LOC (9) Cl.** ..... **09-07**

(52) **U.S. Cl.** ..... **D9/434; D9/455**

(58) **Field of Classification Search** ..... D9/732,  
D9/624, 455, 443, 434, 415; D8/394; D7/619.1,  
D7/536, 396.2, 392.1, 387, 319, 317; D20/28,  
D20/18; D19/20; 40/324, 310; 294/312.2,  
294/27.1; 222/1; 220/759, 742, 737, 710.5  
See application file for complete search history.

(56) **References Cited**

**U.S. PATENT DOCUMENTS**

D254,419 S \* 3/1980 DeMars et al. .... D8/34  
D265,279 S \* 7/1982 Wright ..... D7/622  
D303,336 S \* 9/1989 Webster ..... D7/622  
D372,844 S \* 8/1996 Nunes ..... D7/622

D384,557 S \* 10/1997 Goza ..... D7/622  
D414,109 S \* 9/1999 Ota et al. .... D9/434  
D421,386 S \* 3/2000 Ota et al. .... D9/434  
D510,522 S \* 10/2005 Laveault et al. .... D9/443  
D605,937 S \* 12/2009 Lovelace et al. .... D9/434  
D624,822 S \* 10/2010 Lovelace et al. .... D9/540

\* cited by examiner

*Primary Examiner* — Raphael Barkai

*Assistant Examiner* — Randall Gholson

(74) *Attorney, Agent, or Firm* — RatnerPrestia

(57) **CLAIM**

The ornamental design for our handle, as shown and described.

**DESCRIPTION**

FIG. 1 is a perspective view of our handle in accordance with our new design;

FIG. 2 is another perspective view of our handle;

FIG. 3 is a front view thereof;

FIG. 4 is a rear view thereof;

FIG. 5 is a left view thereof;

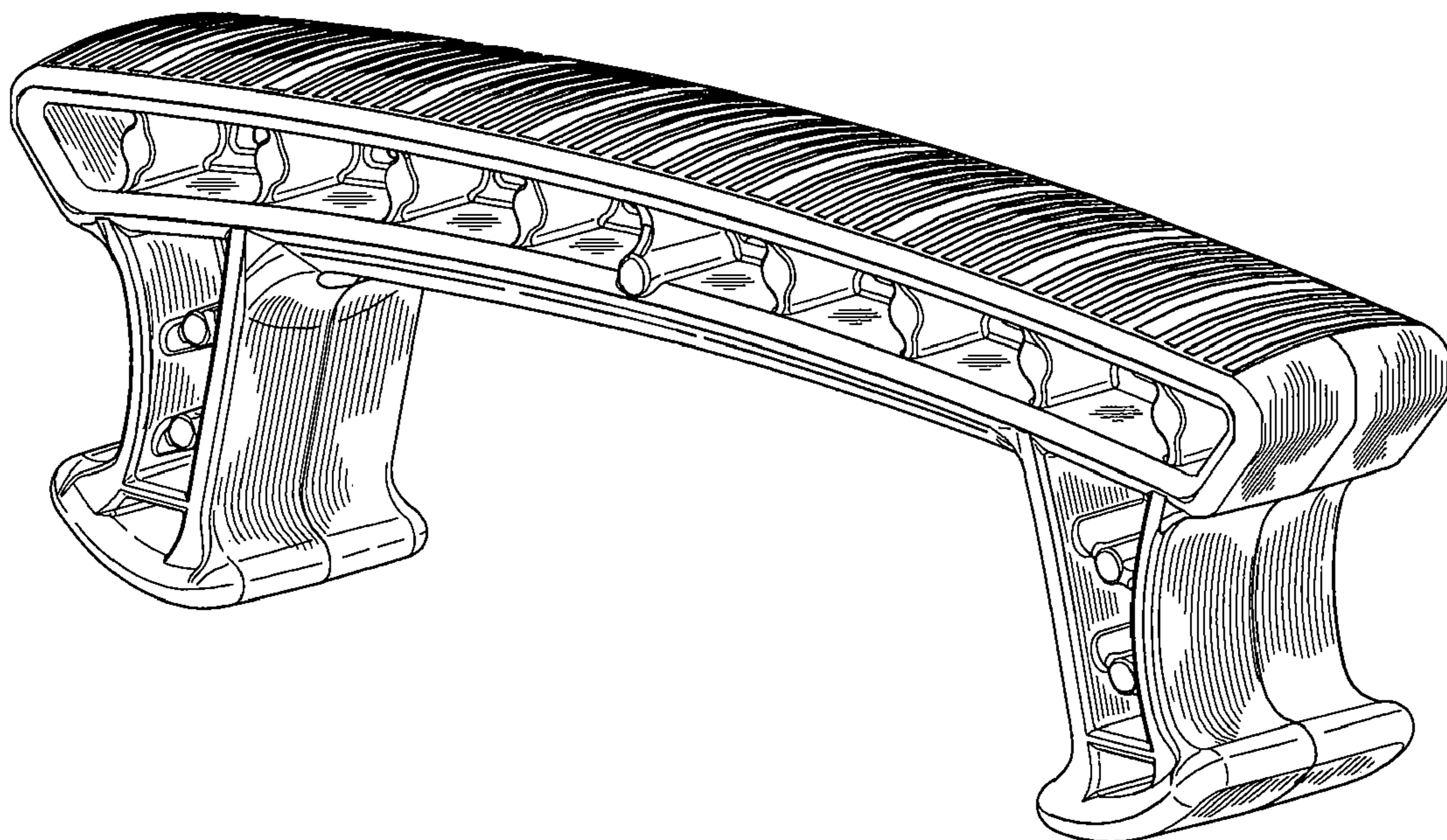
FIG. 6 is a right view thereof;

FIG. 7 is a top view thereof; and,

FIG. 8 is a bottom view thereof.

The broken lines in FIG. 2 are for illustrative purposes only and form no part of the claimed design.

**1 Claim, 5 Drawing Sheets**



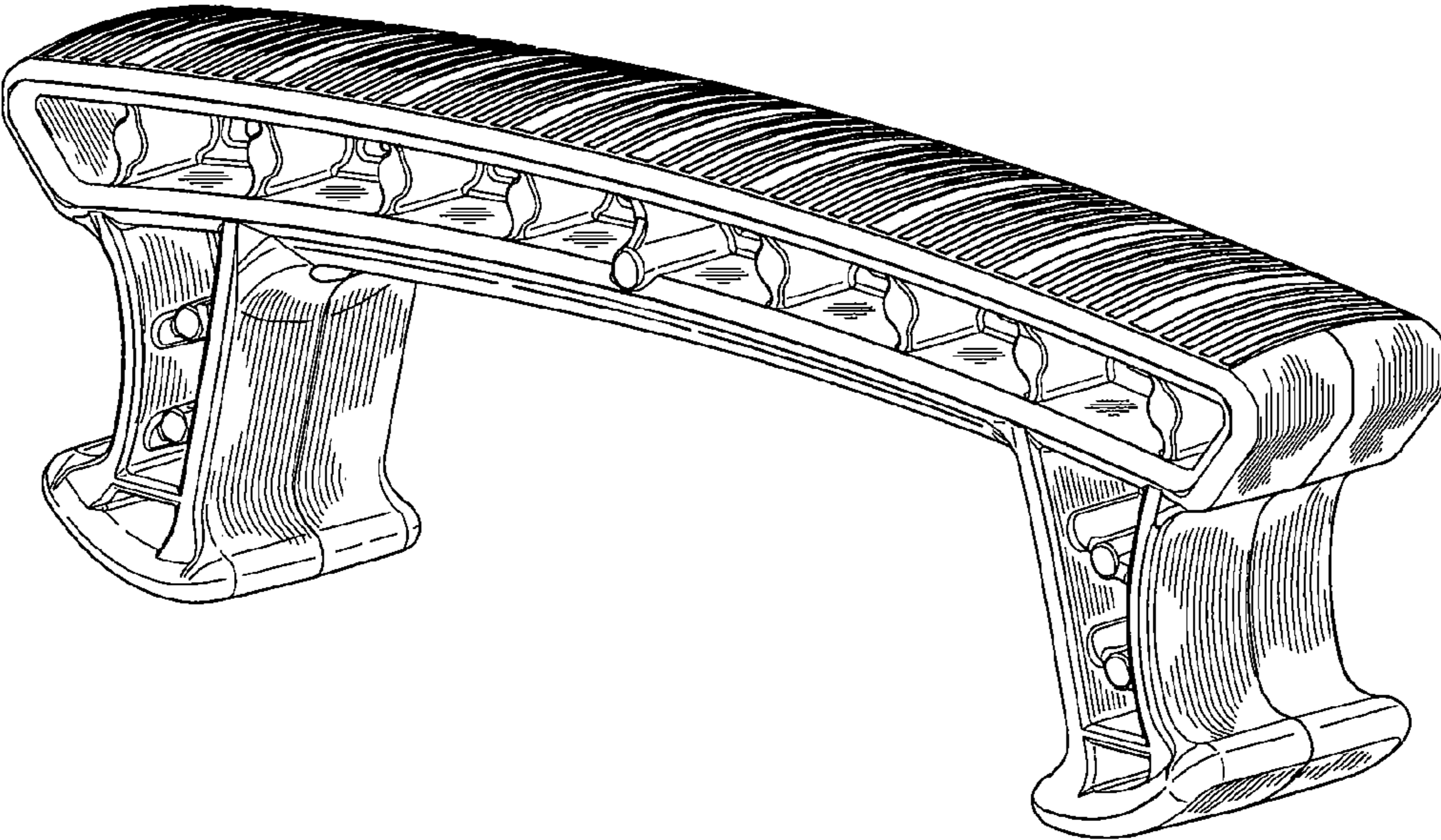


FIG. 1

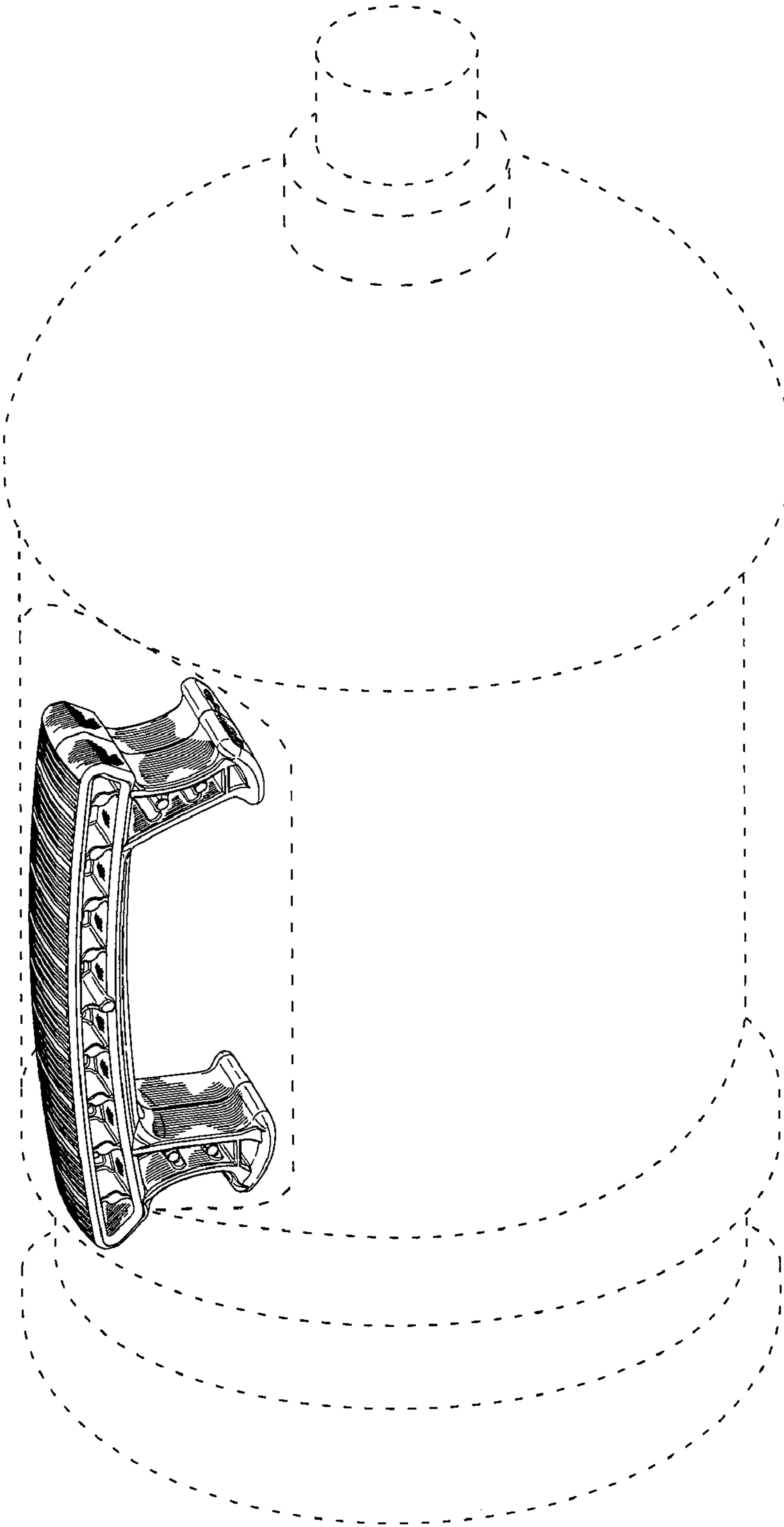


FIG. 2






FIG. 3




FIG. 4

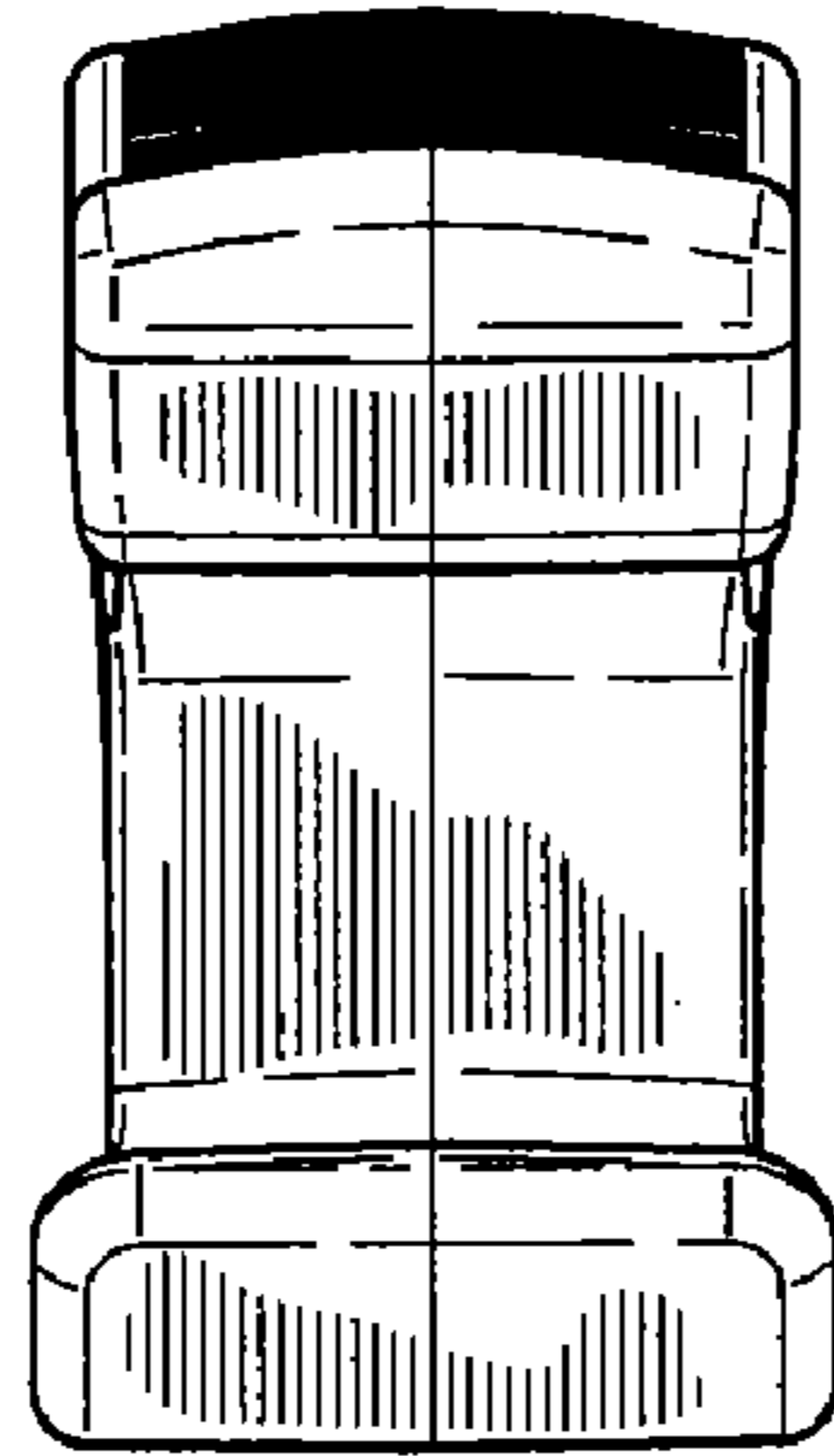


FIG. 5

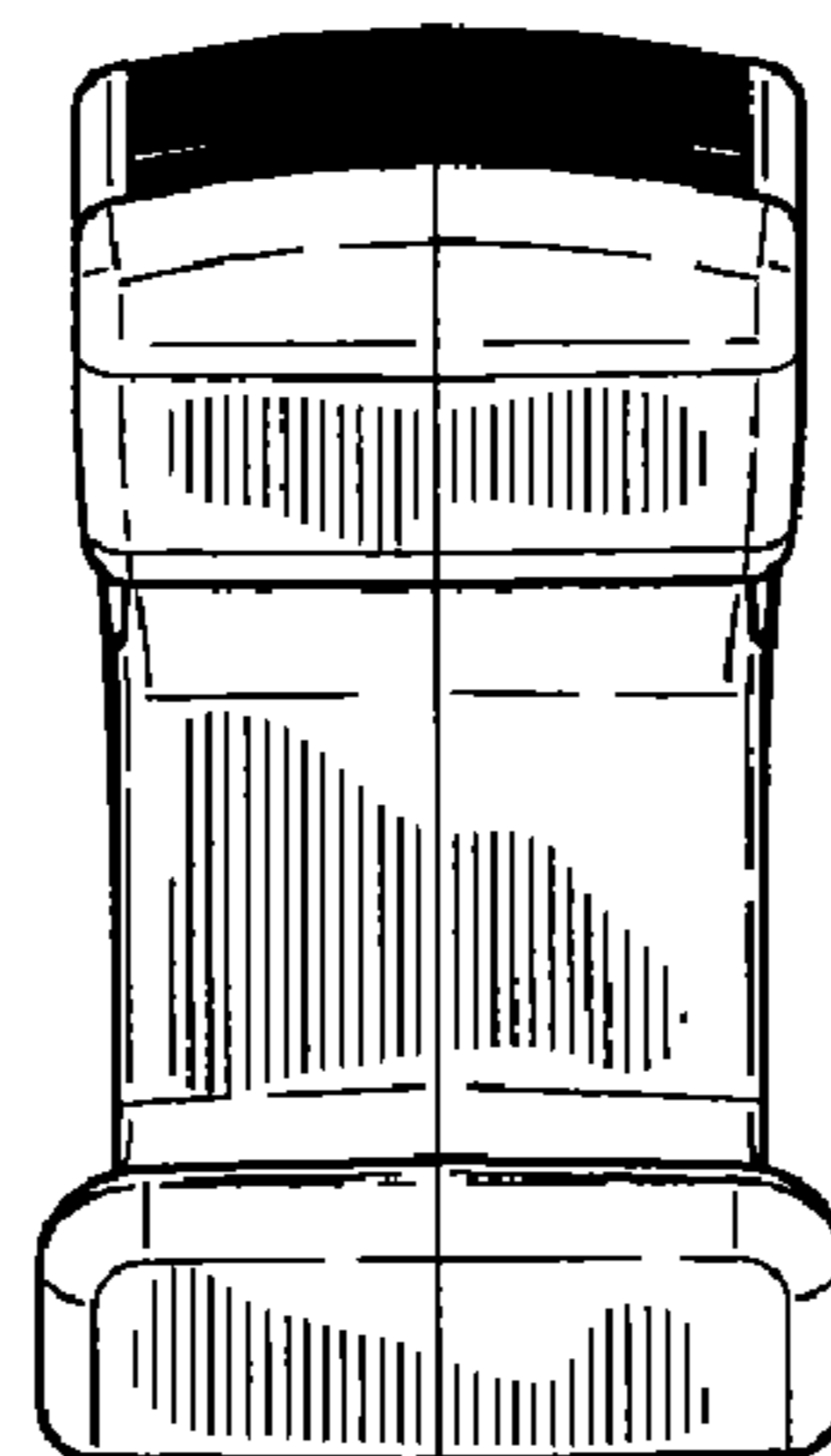


FIG. 6




FIG. 7




FIG. 8