



US00D668145S

(12) **United States Design Patent**  
**Turner**

(10) **Patent No.:** **US D668,145 S**

(45) **Date of Patent:** **\*\* Oct. 2, 2012**

(54) **SLIP COVERING FOR A TOBACCO  
PRODUCT PACKAGE**

(75) Inventor: **Brian Turner**, Tampa, FL (US)

(73) Assignee: **Camo Pack IP, LLC**, Tampa, FL (US)

(\*\*) Term: **14 Years**

(21) Appl. No.: **29/400,626**

(22) Filed: **Aug. 31, 2011**

(51) **LOC (9) Cl.** ..... **09-03**

(52) **U.S. Cl.** ..... **D9/432**

(58) **Field of Classification Search** ..... D9/420,  
D9/423, 430–433, 414–418; 206/236–242,  
206/245, 249–251, 254–259, 261–275; 229/101,  
229/125.21, 125.37, 145, 212, 225, 160.1;  
D27/172–176, 185–192

See application file for complete search history.

(56) **References Cited**

U.S. PATENT DOCUMENTS

D22,418 S *	5/1893	Housman	.....	D27/186
3,968,874 A *	7/1976	Corey	.....	206/248
D284,606 S *	7/1986	Koontz	.....	D27/189
D292,437 S *	10/1987	Wind, III	.....	D27/189
D379,010 S *	4/1997	Digianni	.....	D27/189
D380,063 S *	6/1997	Digianni	.....	D27/189
D419,259 S *	1/2000	Johnson	.....	D27/175
D485,939 S *	1/2004	Draghetti et al.	.....	D27/189
7,014,039 B2 *	3/2006	Henson et al.	.....	206/267
D573,303 S *	7/2008	Fuente	.....	D27/189
D595,454 S *	6/2009	Fuente	.....	D27/189
D596,349 S *	7/2009	Tabrah	.....	D27/189
D596,350 S *	7/2009	Fuente	.....	D27/189

7,770,724 B2 *	8/2010	Ghini et al.	.....	206/267
2008/0289977 A1 *	11/2008	Ghini et al.	.....	206/256
2011/0062037 A1 *	3/2011	Bertuzzi et al.	.....	206/267
2011/0180432 A1 *	7/2011	Blick et al.	.....	206/265
2011/0303567 A1 *	12/2011	Bray	.....	206/265
2012/0012479 A1 *	1/2012	Hodges	.....	206/265

\* cited by examiner

*Primary Examiner* — Thomas Johannes

(74) *Attorney, Agent, or Firm* — Maxey Law Offices, PLLC;  
Stephen Lewellyn; Stephanus Yang

(57) **CLAIM**

The ornamental design for a slip covering for a tobacco product package, as shown and described.

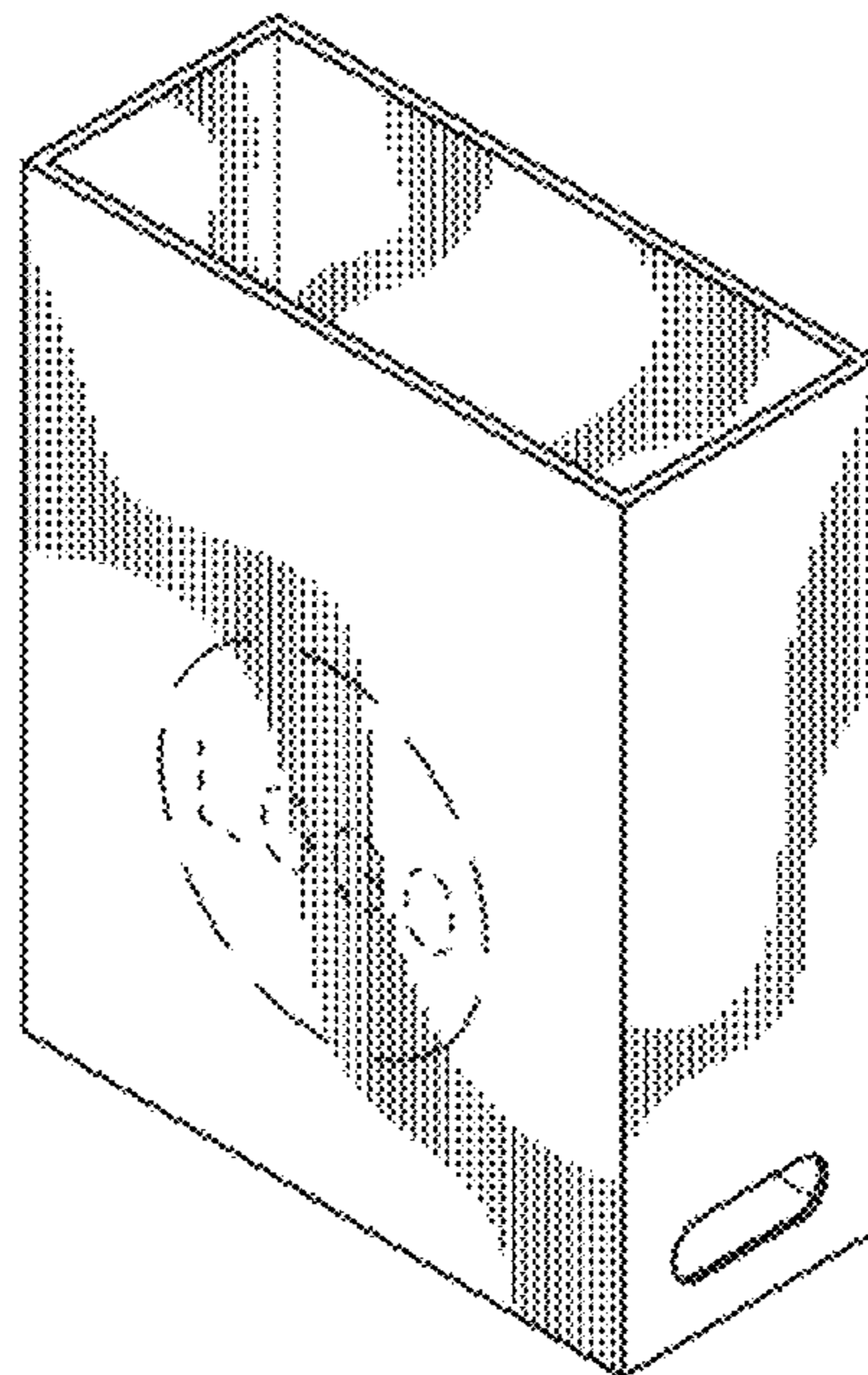
**DESCRIPTION**

FIG. 1 is a front elevation view of a slip covering for a tobacco product package in accordance with my new design; FIG. 2 is a back elevation view thereof; FIG. 3 is a right side elevation view thereof; FIG. 4 is a left side view thereof; FIG. 5 is a top plan view thereof; FIG. 6 is a bottom plan view thereof; FIG. 7 is a front perspective view thereof with a perforation opened through the lower left side; and, FIG. 8 is a rear perspective view thereof.

The broken-lines forming the word “Logo” and the circle encompassing the word “Logo” form no part of the claimed design; whereas, the remaining broken-lines illustrate claimed perforation lines.

Any surface or portion of my design not shown in the figures or otherwise described in the specification forms no part of the claimed design.

**1 Claim, 4 Drawing Sheets**



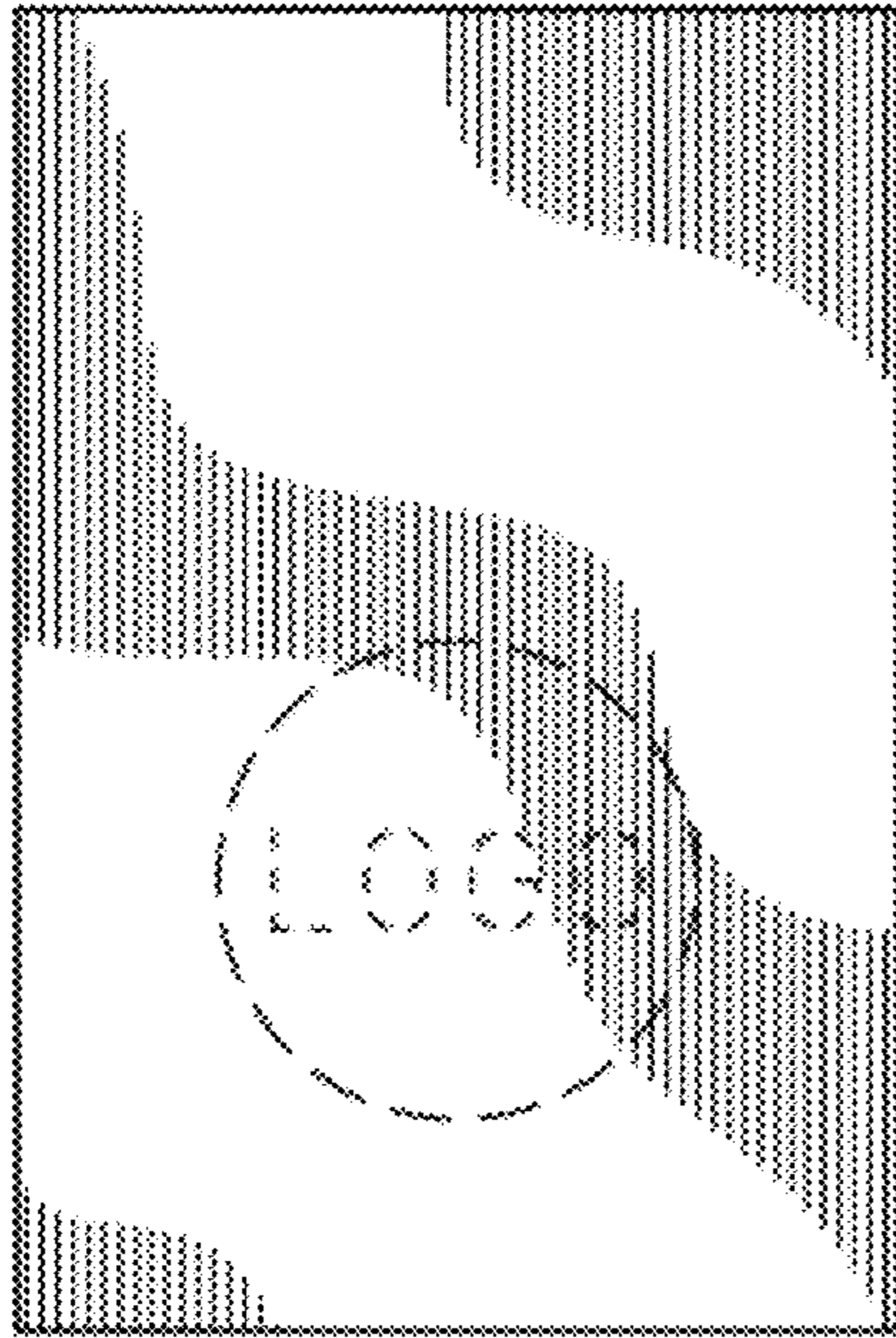


FIG. 1




FIG. 2




FIG. 3




FIG. 4



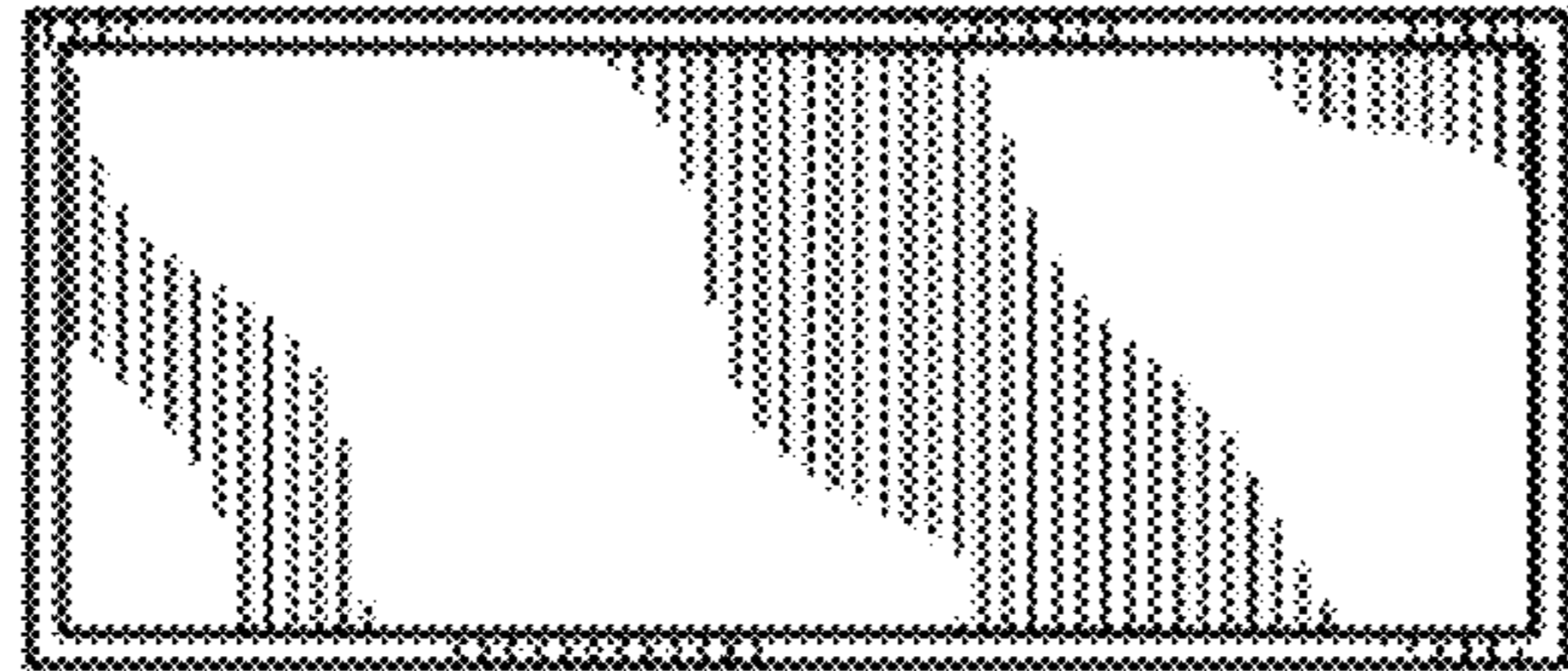


FIG. 5

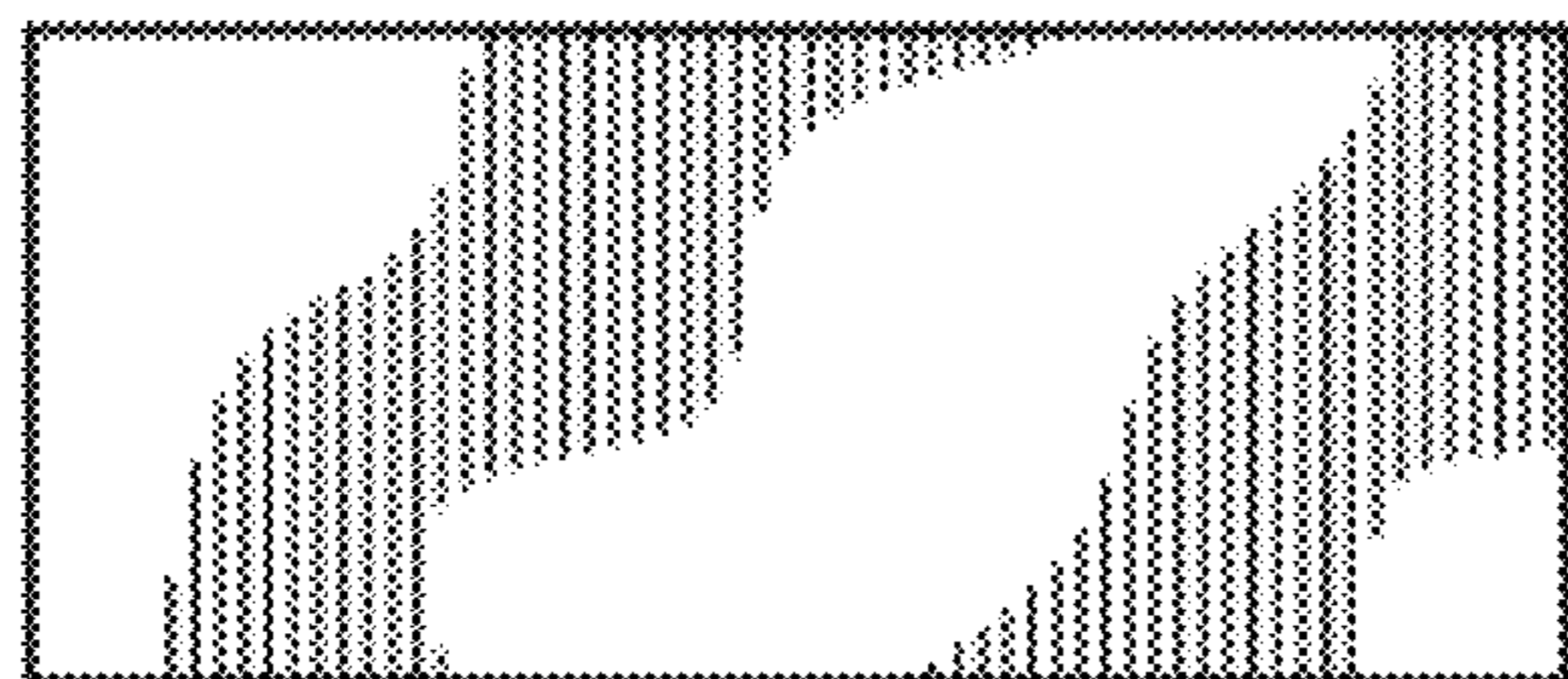


FIG. 6

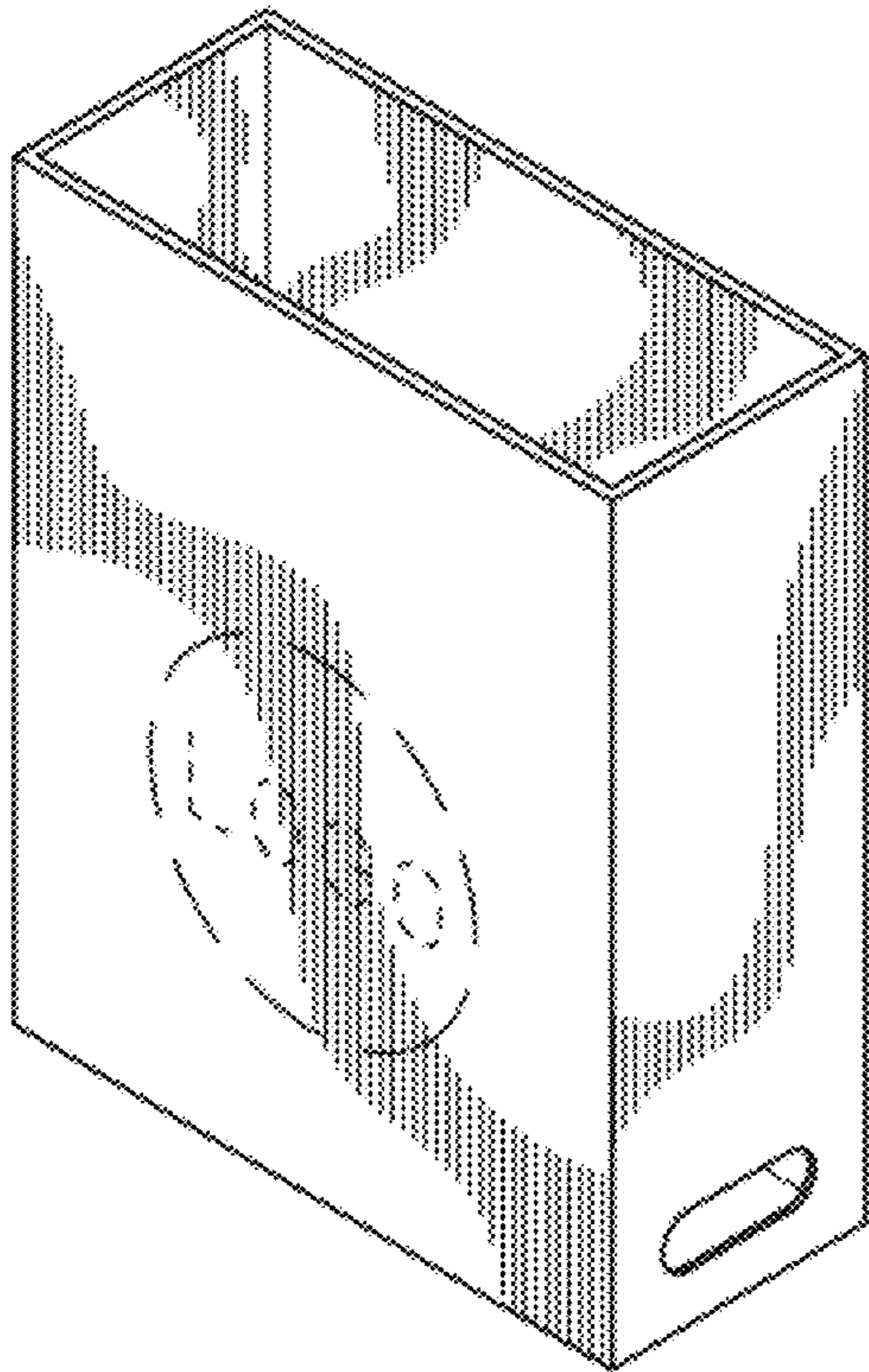


FIG. 7

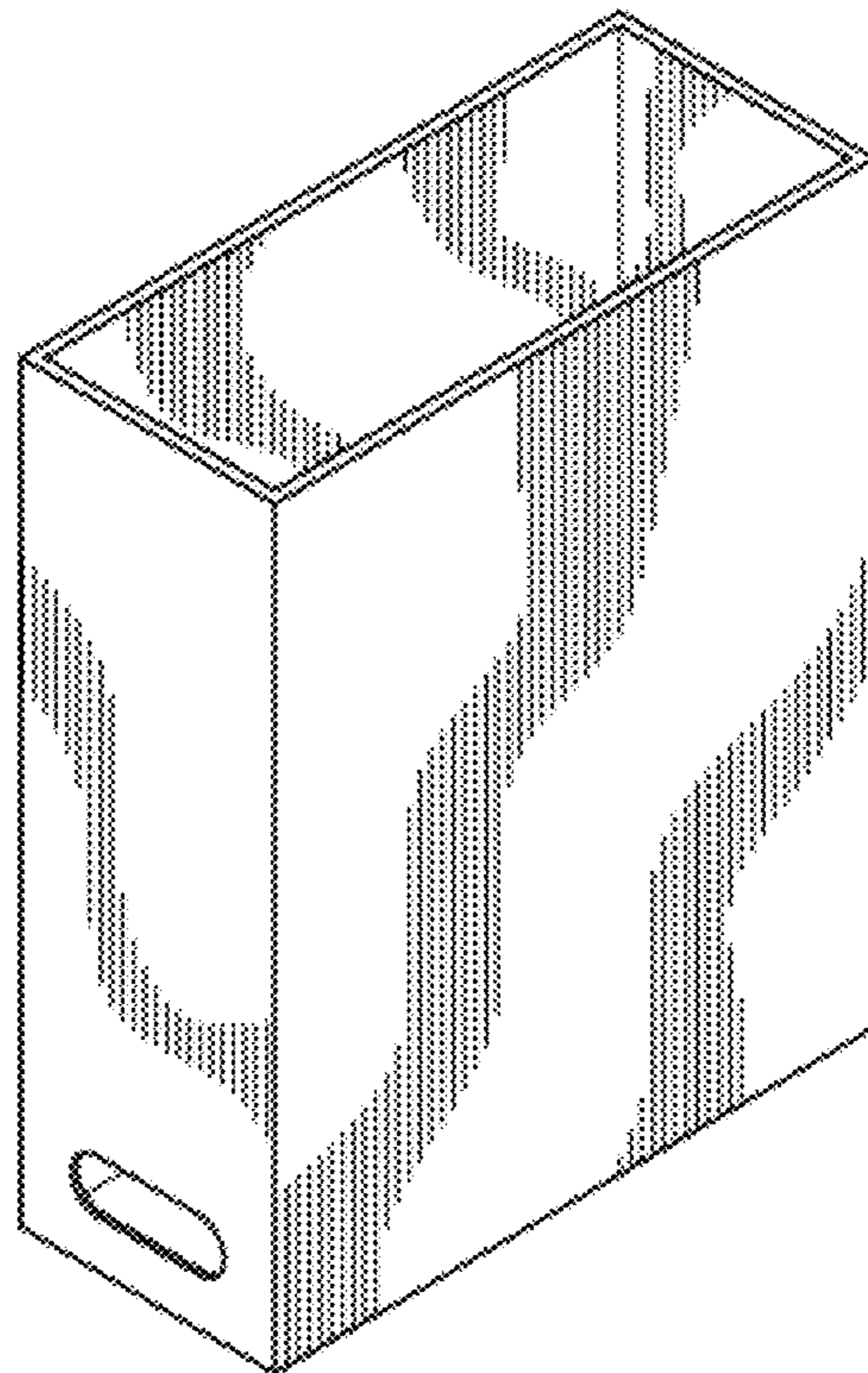


FIG. 8