

US00D668141S

(12) **United States Design Patent**
Collins

(10) **Patent No.:** **US D668,141 S**

(45) **Date of Patent:** **** Oct. 2, 2012**

(54) **CIGARETTE PACK**

(75) Inventor: **Tim Collins**, London (GB)

(73) Assignee: **Imperial Tobacco Limited**, Bristol (GB)

(**) Term: **14 Years**

(21) Appl. No.: **29/392,297**

(22) Filed: **May 19, 2011**

(30) **Foreign Application Priority Data**

Nov. 19, 2010 (EM) 001245765

(51) **LOC (9) Cl.** **09-03**

(52) **U.S. Cl.** **D9/423**

(58) **Field of Classification Search** D9/414,
D9/416, 420, 421, 423, 426, 430, 432; 206/236–241,
206/249–251, 254–259, 261–275; 229/160.1;
D27/185–192

See application file for complete search history.

(56) **References Cited**

U.S. PATENT DOCUMENTS

D296,938 S *	7/1988	Ameringen	D9/423
D441,496 S *	5/2001	Focke et al.	D27/189
D448,888 S *	10/2001	Focke et al.	D27/189
D462,139 S *	8/2002	Sagmeister et al.	D27/189
D472,013 S *	3/2003	Conti et al.	D27/189
D509,623 S *	9/2005	Mitten et al.	D27/189
D510,777 S *	10/2005	Engel	D27/189
D516,422 S *	3/2006	Willson et al.	D9/432
D551,547 S *	9/2007	Wachendorf et al.	D9/432
D551,968 S *	10/2007	Kleinsmith	D9/432
D551,969 S *	10/2007	Aurilio et al.	D9/432

D613,903 S *	4/2010	Wu	D27/189
8,091,703 B2 *	1/2012	Marchetti et al.	206/268
2010/0044256 A1 *	2/2010	Tanbo et al.	206/268
2010/0252462 A1 *	10/2010	Marchetti et al.	206/268
2011/0180432 A1 *	7/2011	Blick et al.	206/265
2012/0012479 A1 *	1/2012	Hodges	206/265

* cited by examiner

Primary Examiner — Thomas Johannes

(74) *Attorney, Agent, or Firm* — Nixon & Vanderhye, P.C.

(57) **CLAIM**

The ornamental design for a “cigarette pack,” as shown and described.

DESCRIPTION

FIG. 1 is a top right front perspective view of a cigarette pack in accordance with my new design;

FIG. 2 is a top left rear perspective view thereof;

FIG. 3 is a top plan view thereof;

FIG. 4 is a bottom plan view thereof;

FIG. 5 is a front elevation view thereof;

FIG. 6 top right front perspective view similar to FIG. 1 but with the lid open and an inner shell protruded;

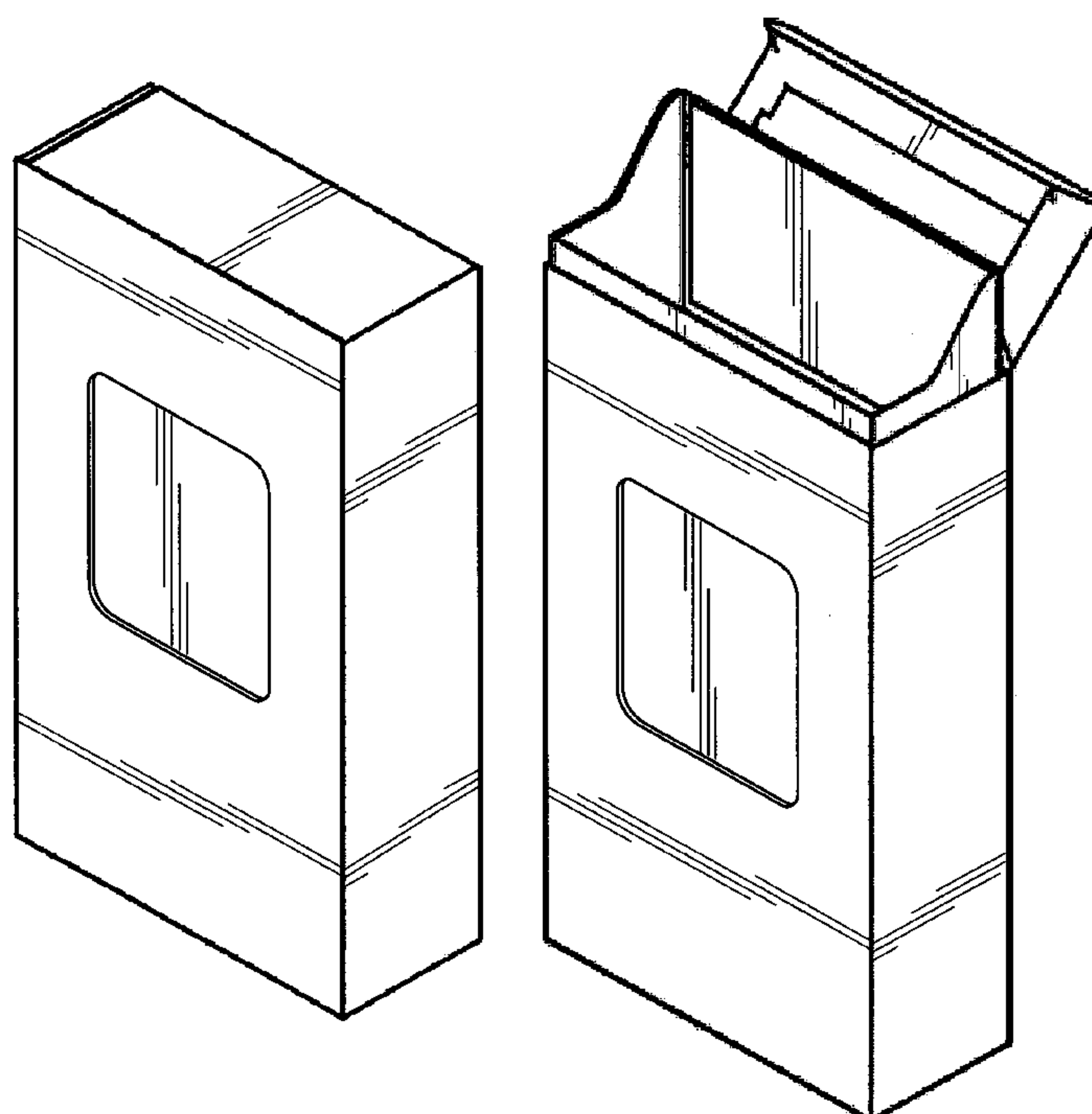
FIG. 7 is a front elevation view of the cigarette pack shown in FIG. 6;

FIG. 8 is a top plan view of the cigarette pack shown in FIG. 6;

FIG. 9 is a bottom plan view of the cigarette pack shown in FIG. 6; and,

FIG. 10 is a right side elevation view of the cigarette pack shown in FIG. 6, the left side elevation being a mirror image thereof.

1 Claim, 8 Drawing Sheets



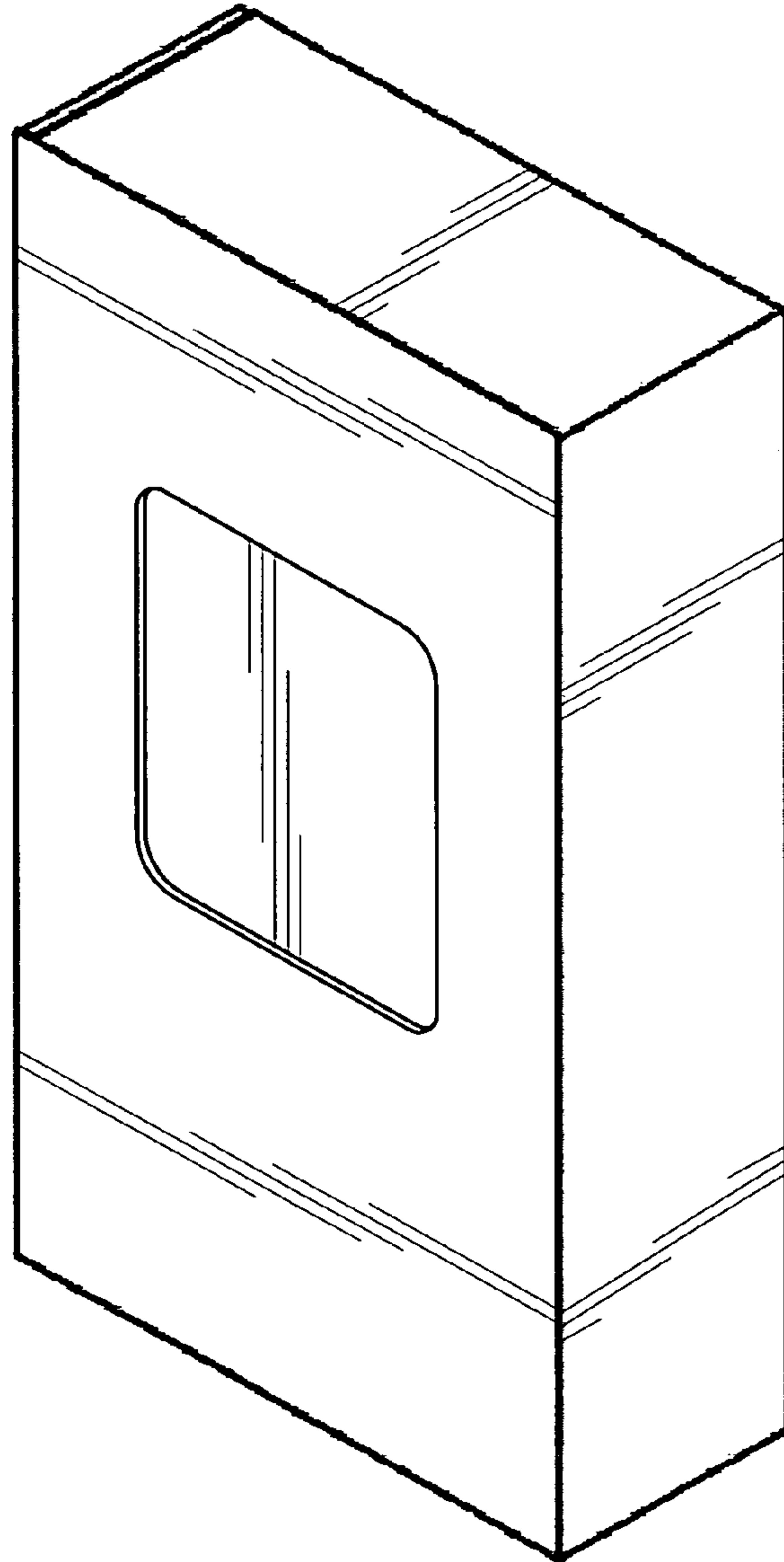


Figure 1

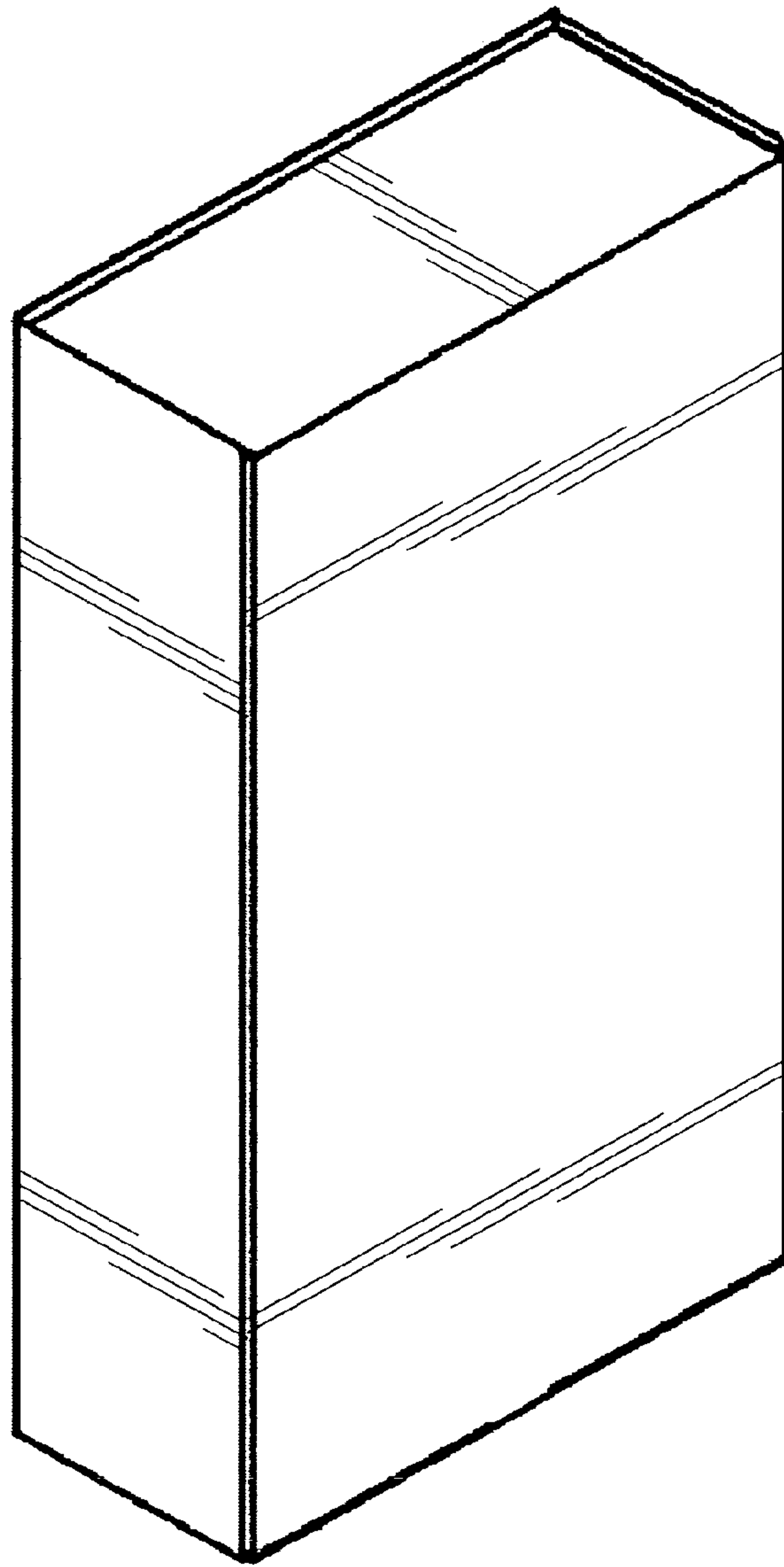


Figure 2



Figure 3




Figure 4

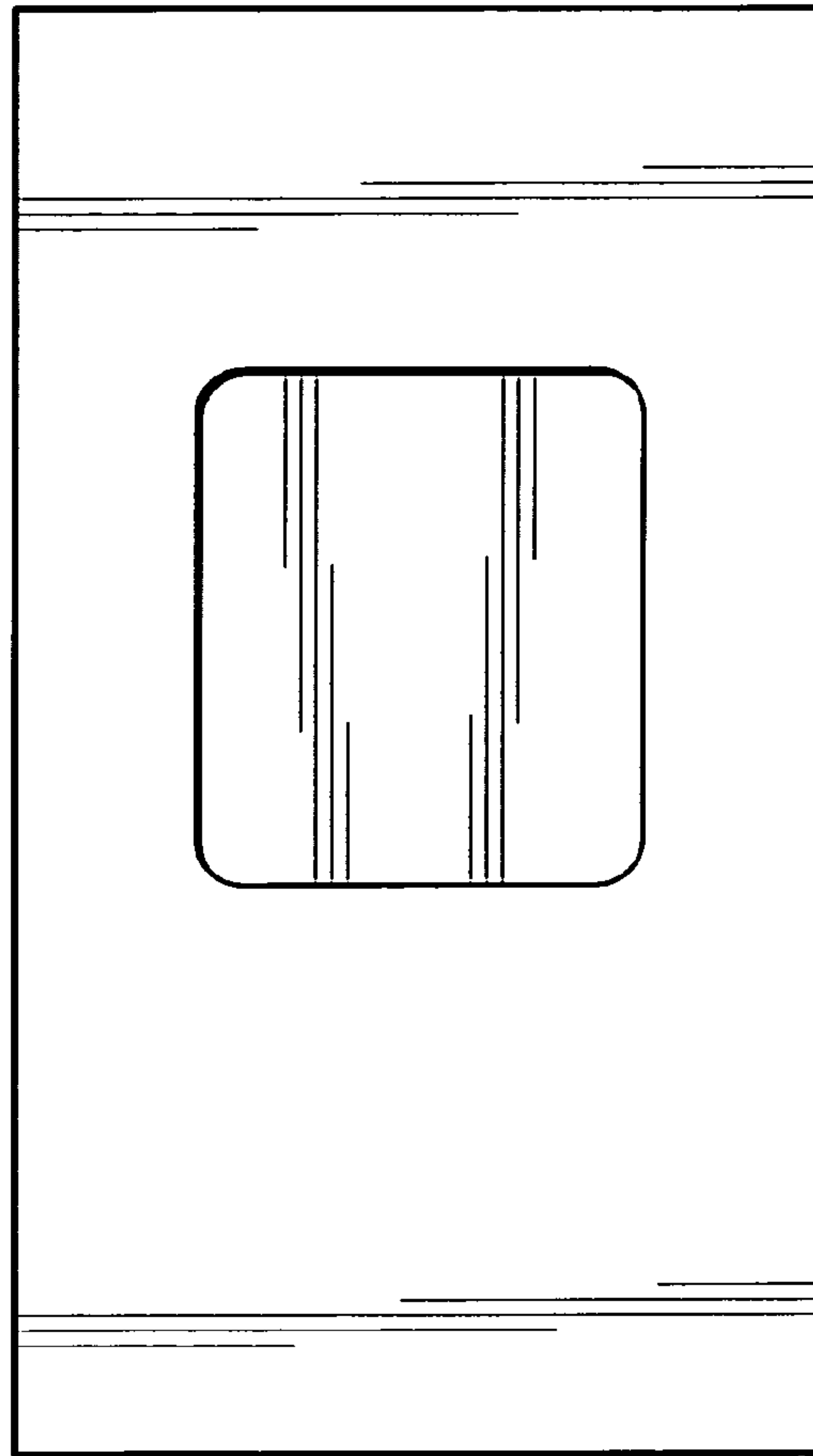


Figure 5

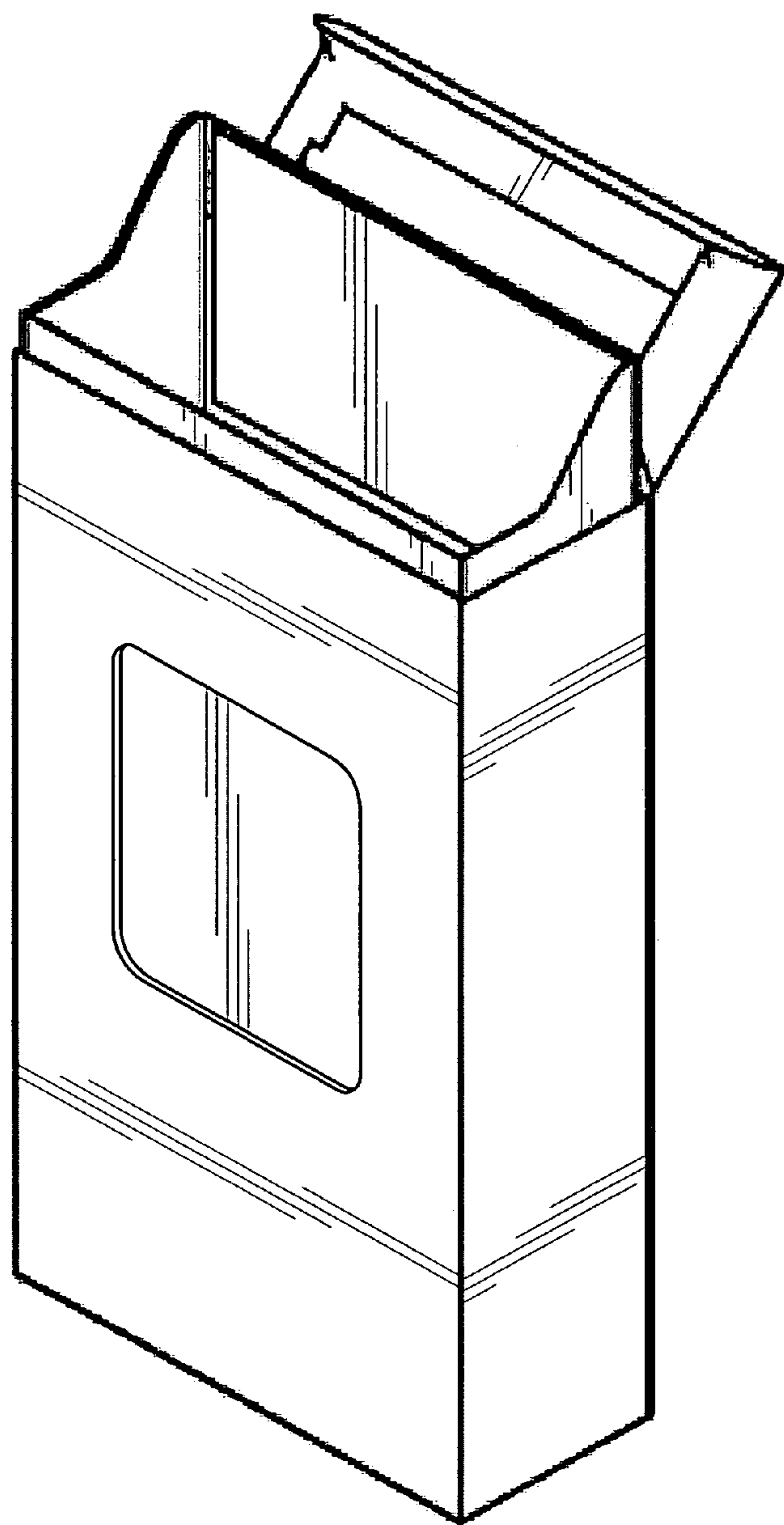


Figure 6

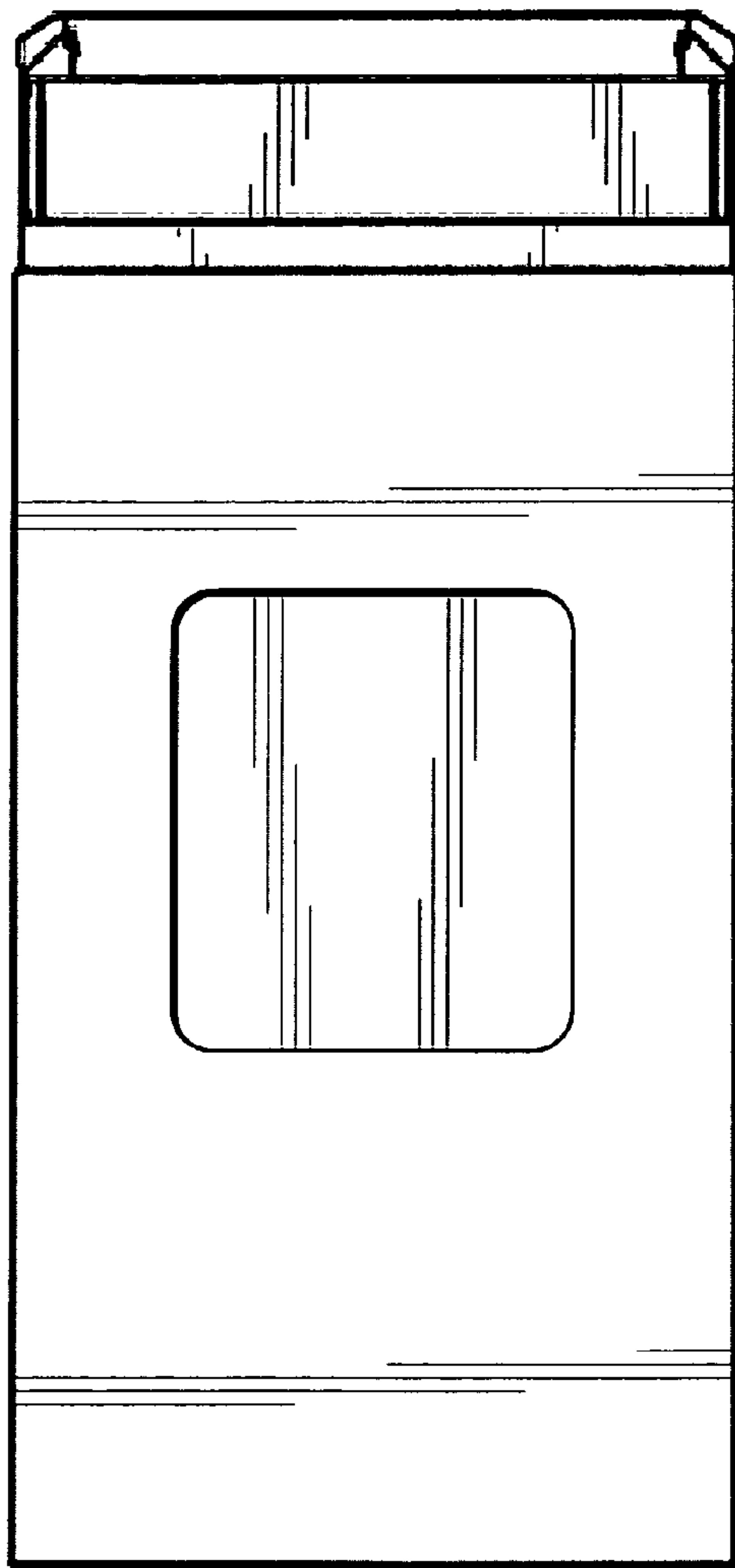


Figure 7

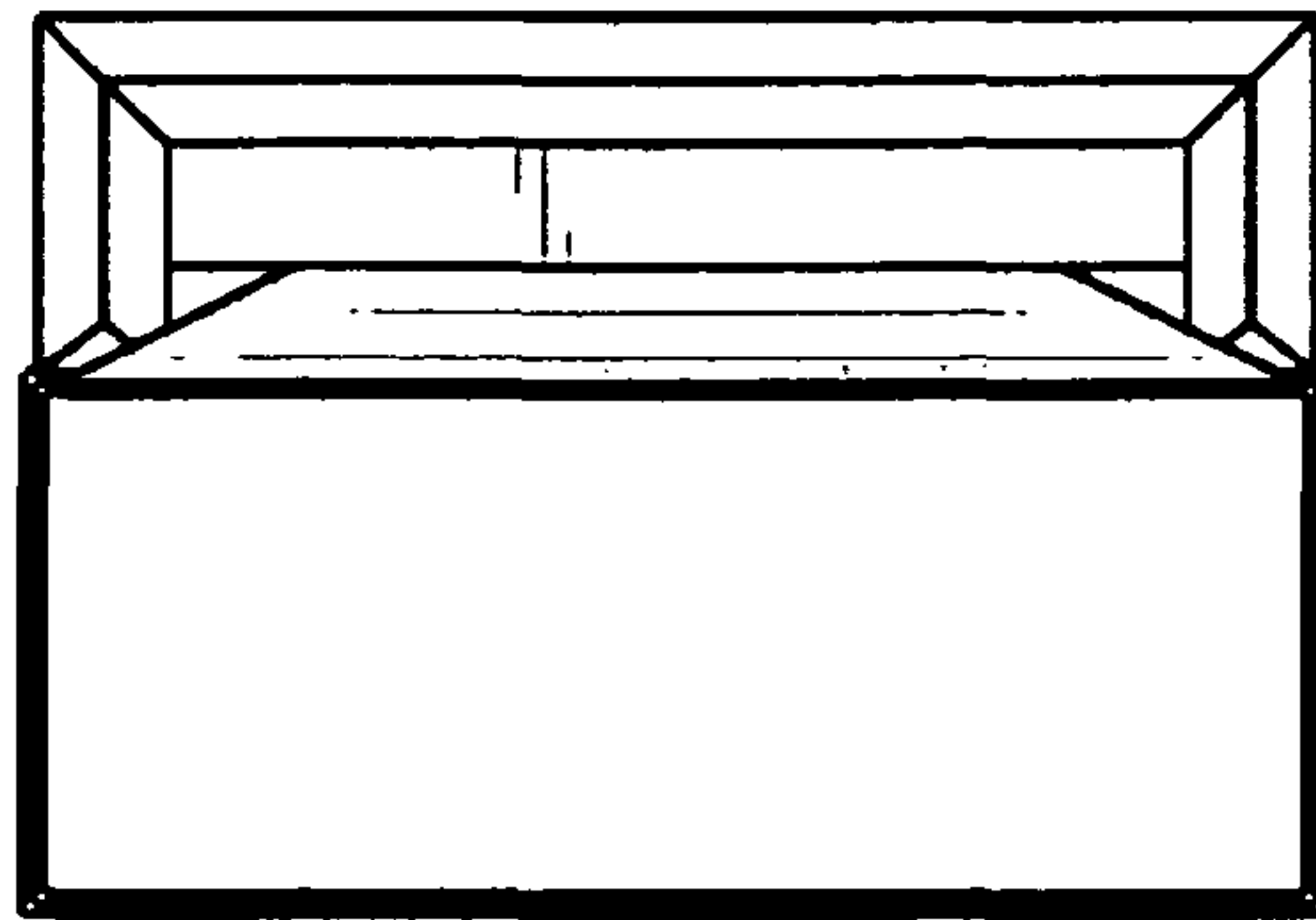


Figure 8




Figure 9




Figure 10