

US00D668132S

(12) **United States Design Patent**
Peperas

(10) **Patent No.:** **US D668,132 S**

(45) **Date of Patent:** **** Oct. 2, 2012**

(54) **PLUMBING STAKE**

(75) Inventor: **Anthony J. Peperas**, Santa Fe, NM (US)

(73) Assignee: **Safe Flow Systems, LLC**, Santa Fe, NM (US)

(**) Term: **14 Years**

(21) Appl. No.: **29/387,389**

(22) Filed: **Mar. 11, 2011**

(51) **LOC (9) Cl.** **08-05**

(52) **U.S. Cl.** **D8/356**

(58) **Field of Classification Search** D8/356,
D8/354, 367, 349, 330, 383, 360, 355, 361,
D8/362, 366, 380, 373, 377, 395; 439/501;
70/421, 371, 369, 208; 411/431, 372.5; 248/304,
248/305, 339, 217.2, 493, 49; D18/395,
D18/34.9, 56; 24/698, 698.1; 294/16; 138/106

See application file for complete search history.

(56) **References Cited**

U.S. PATENT DOCUMENTS

D285,409	S	*	9/1986	Lemkin et al.	D8/356
D313,268	S	*	12/1990	McDaniel	D23/217
D339,508	S	*	9/1993	Zeman	D8/1
D340,626	S	*	10/1993	Zeman	D8/1

* cited by examiner

Primary Examiner — Cynthia Underwood

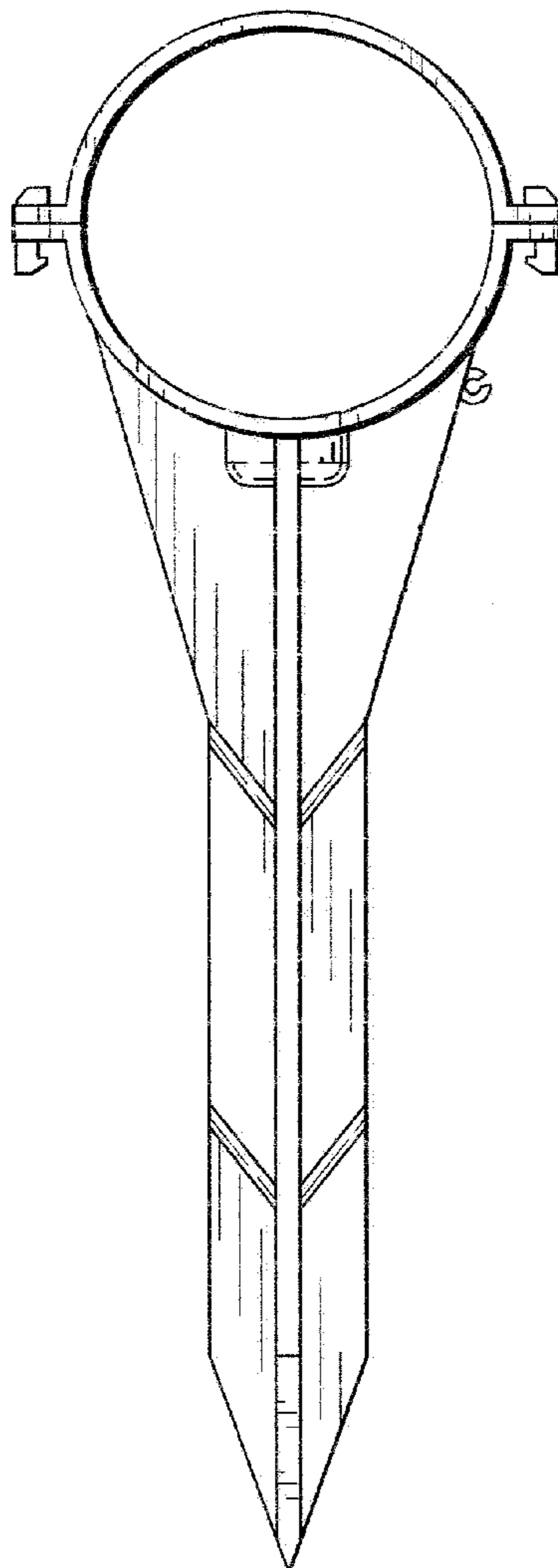
(57) **CLAIM**

The ornamental design for a plumbing stake, as shown and described.

DESCRIPTION

FIG. 1 is a front elevation view of the plumbing stake.
FIG. 2 is a left side elevation view thereof.
FIG. 3 is a top plan view thereof; and,
FIG. 4 is a bottom plan view thereof.
The broken lines are included for illustrative purposes and form no part of the claimed design.

1 Claim, 1 Drawing Sheet



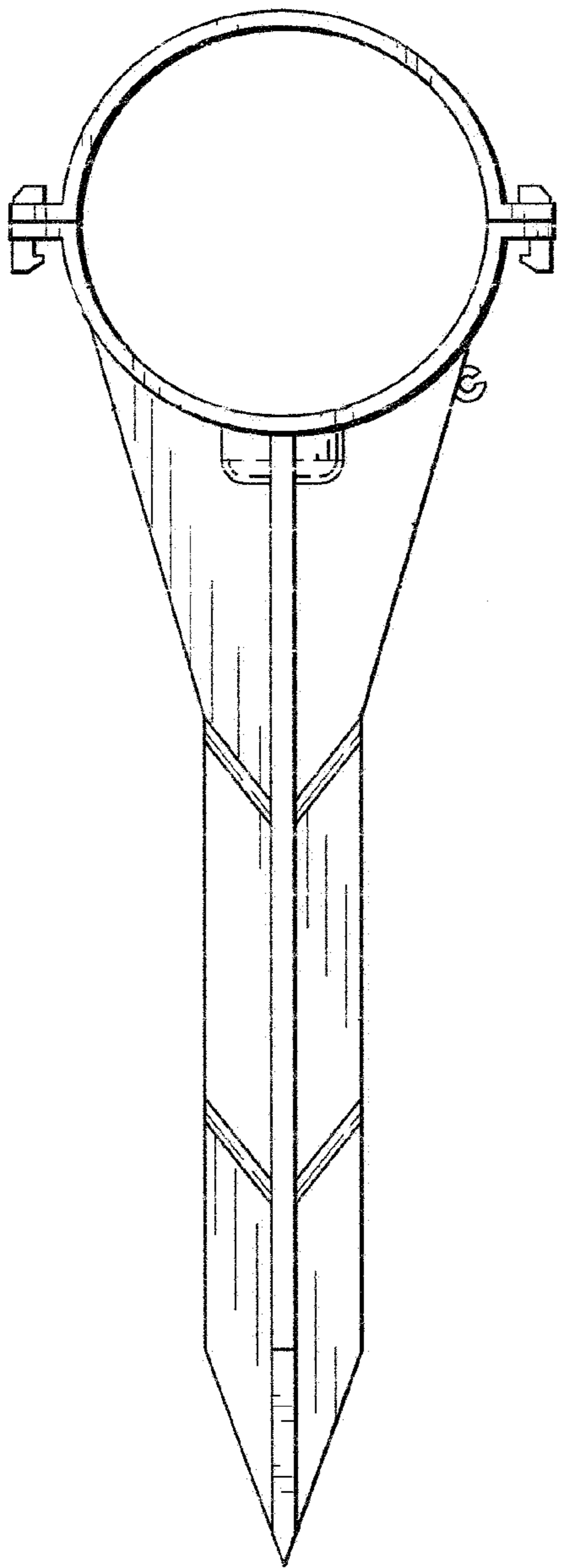


FIG. 1

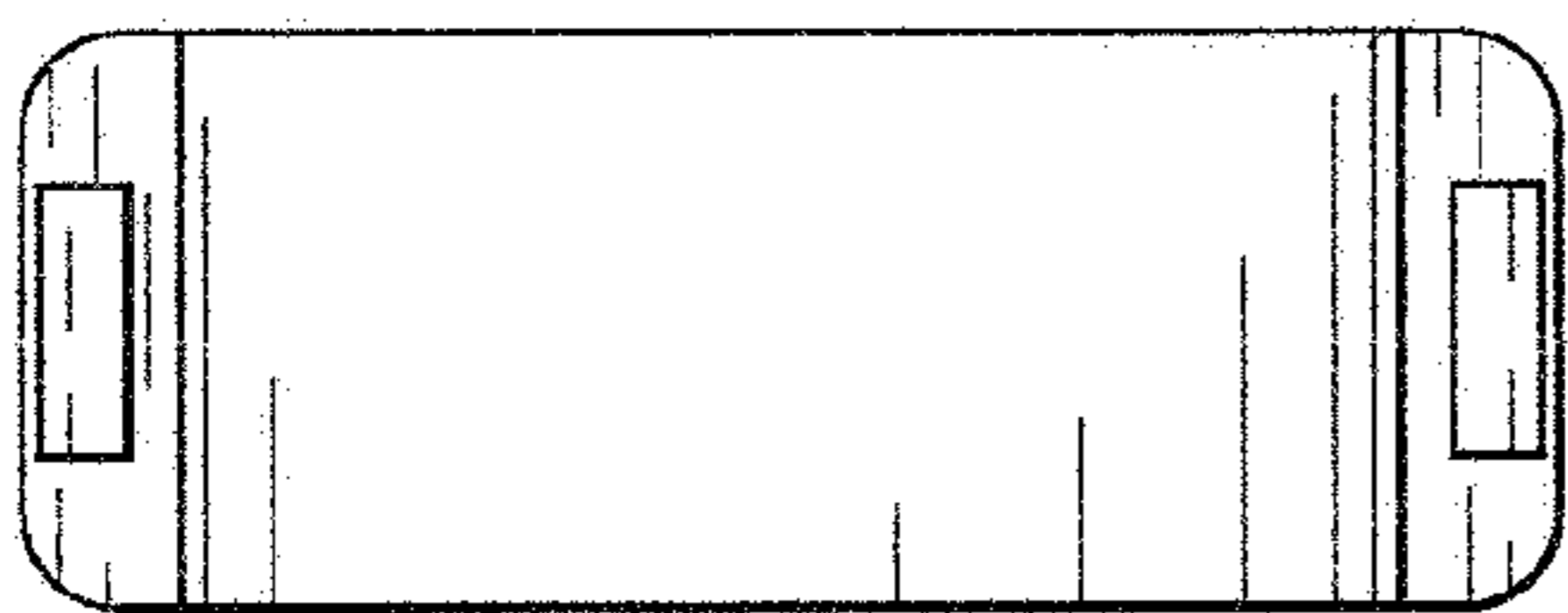


FIG. 2

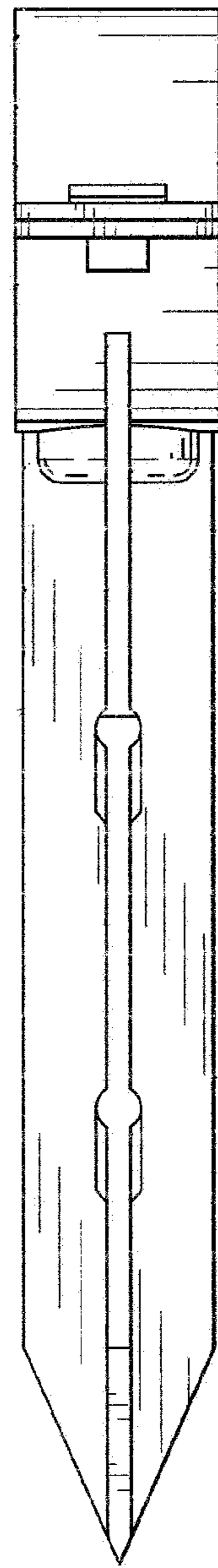


FIG. 3

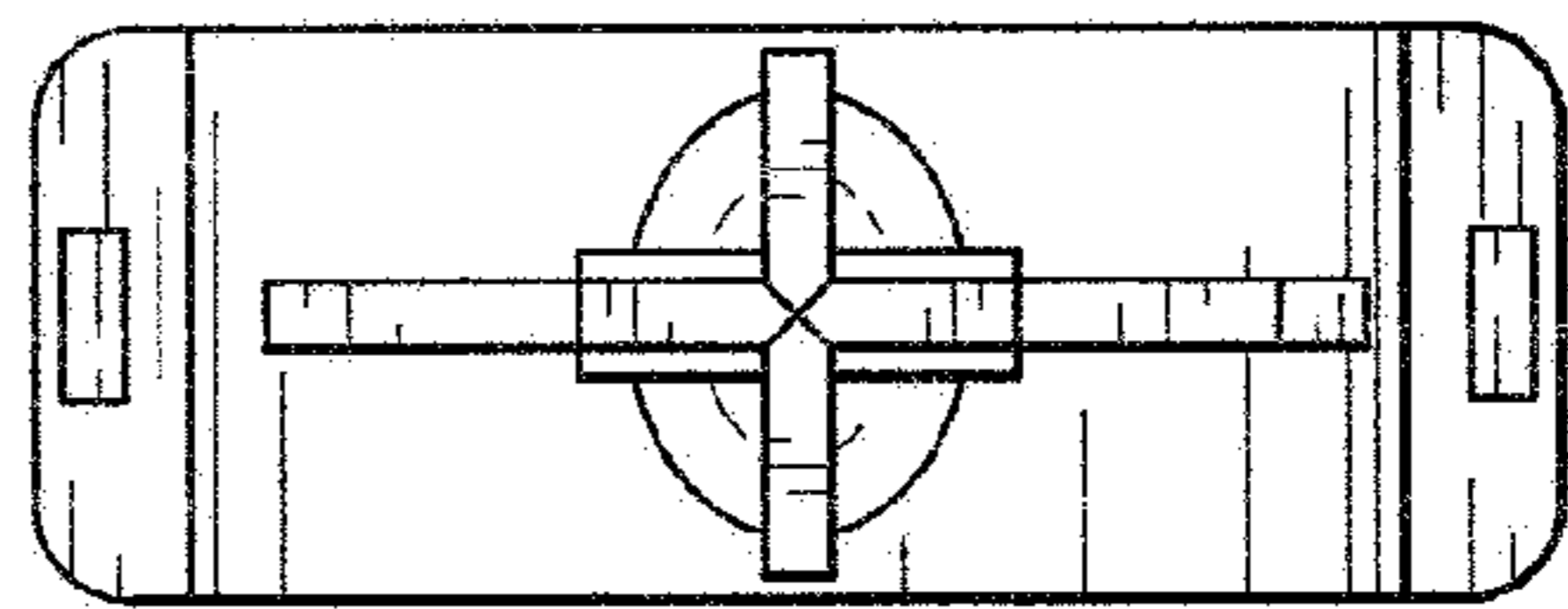


FIG. 4