



US00D668130S

(12) **United States Design Patent**
Pawluk

(10) **Patent No.:** **US D668,130 S**
(45) **Date of Patent:** **** Oct. 2, 2012**

(54) **CLAMPING BAR**

(76) Inventor: **Robert R. Pawluk**, Toronto (CA)

(**) Term: **14 Years**

(21) Appl. No.: **29/371,397**

(22) Filed: **Feb. 8, 2011**

(30) **Foreign Application Priority Data**

Nov. 5, 2010 (CA) 137828

(51) **LOC (9) Cl.** **08-05**

(52) **U.S. Cl.** **D8/356**

(58) **Field of Classification Search** D8/356,
D8/354, 367, 349, 330, 383; 439/501; 70/421,
70/371, 369, 208; 248/68.1; D13/155
See application file for complete search history.

(56) **References Cited**

U.S. PATENT DOCUMENTS

D269,851	S	*	7/1983	Kimura	D8/356
4,799,641	A	*	1/1989	Koreski	248/68.1
D300,293	S	*	3/1989	Casey	D7/387
4,842,227	A	*	6/1989	Harrington et al.	248/56
5,422,436	A	*	6/1995	Zachrai	174/666
D378,408	S	*	3/1997	Pyeatt et al.	D24/128
5,615,850	A	*	4/1997	Cloninger	248/68.1
D394,997	S	*	6/1998	Coll	D8/356
D427,048	S	*	6/2000	Potter et al.	D8/356

D453,103	S	*	1/2002	Tell	D8/356
6,415,932	B1	*	7/2002	Fiscus et al.	211/64
6,427,953	B1	*	8/2002	Dickens	248/68.1
6,477,770	B1	*	11/2002	Dickens	29/868
D486,678	S	*	2/2004	Hightower	D6/510
D488,054	S	*	4/2004	Myers	D8/356
7,514,630	B2	*	4/2009	Anderson	174/72 A
D644,613	S	*	9/2011	Kiely	D13/155
8,020,259	B2	*	9/2011	Ho et al.	24/129 R

* cited by examiner

Primary Examiner — Cynthia Underwood

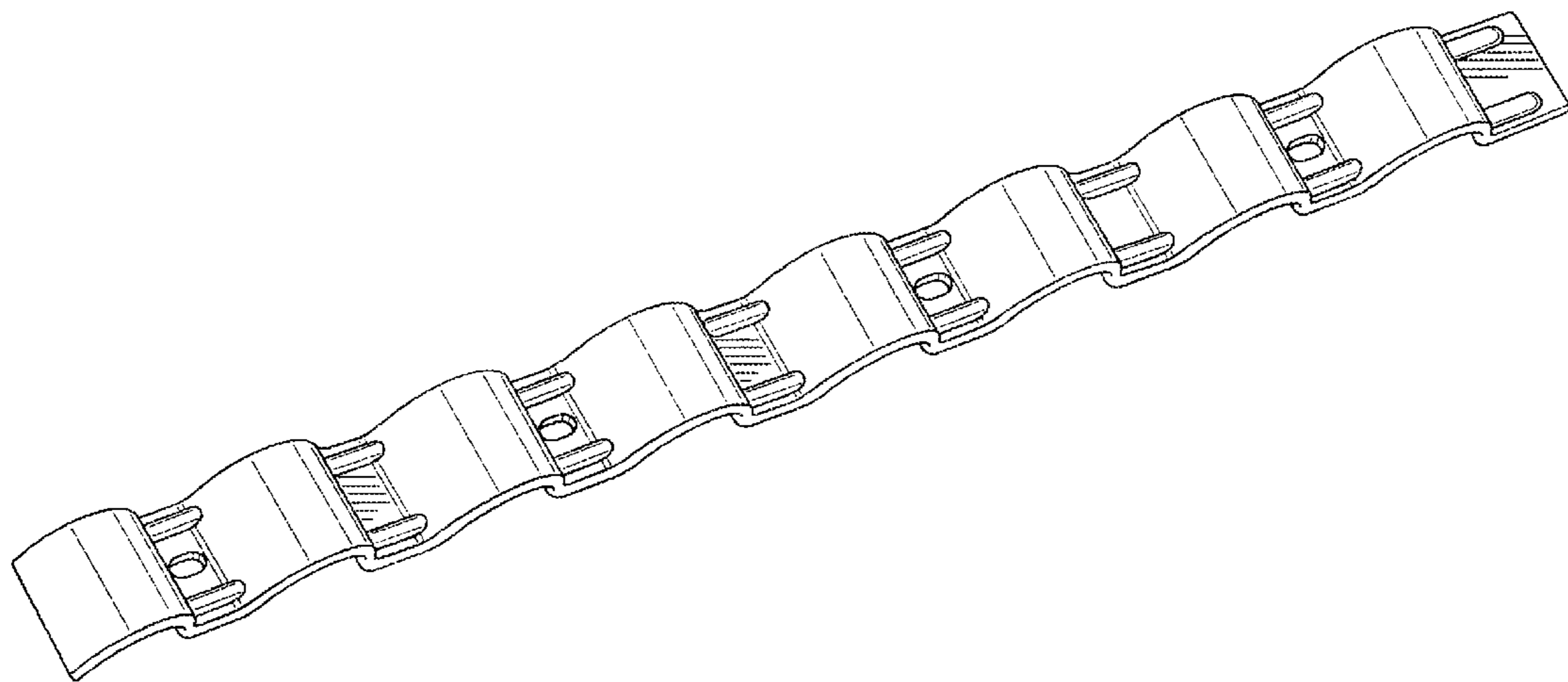
(57) **CLAIM**

The ornamental design for a clamping bar, as shown and described.

DESCRIPTION

FIG. 1: is a perspective top, first side and first end view of clamping bar showing the design applied thereto;
FIG. 2: is a first side elevational view thereof;
FIG. 3: is a second side elevational view thereof;
FIG. 4: is a top plan view thereof;
FIG. 5: is a bottom plan view thereof;
FIG. 6: is a second end elevational view thereof; and,
FIG. 7: is a first end elevational view thereof.
The portion of the drawings shown in broken lines does not form part of the design.

1 Claim, 2 Drawing Sheets



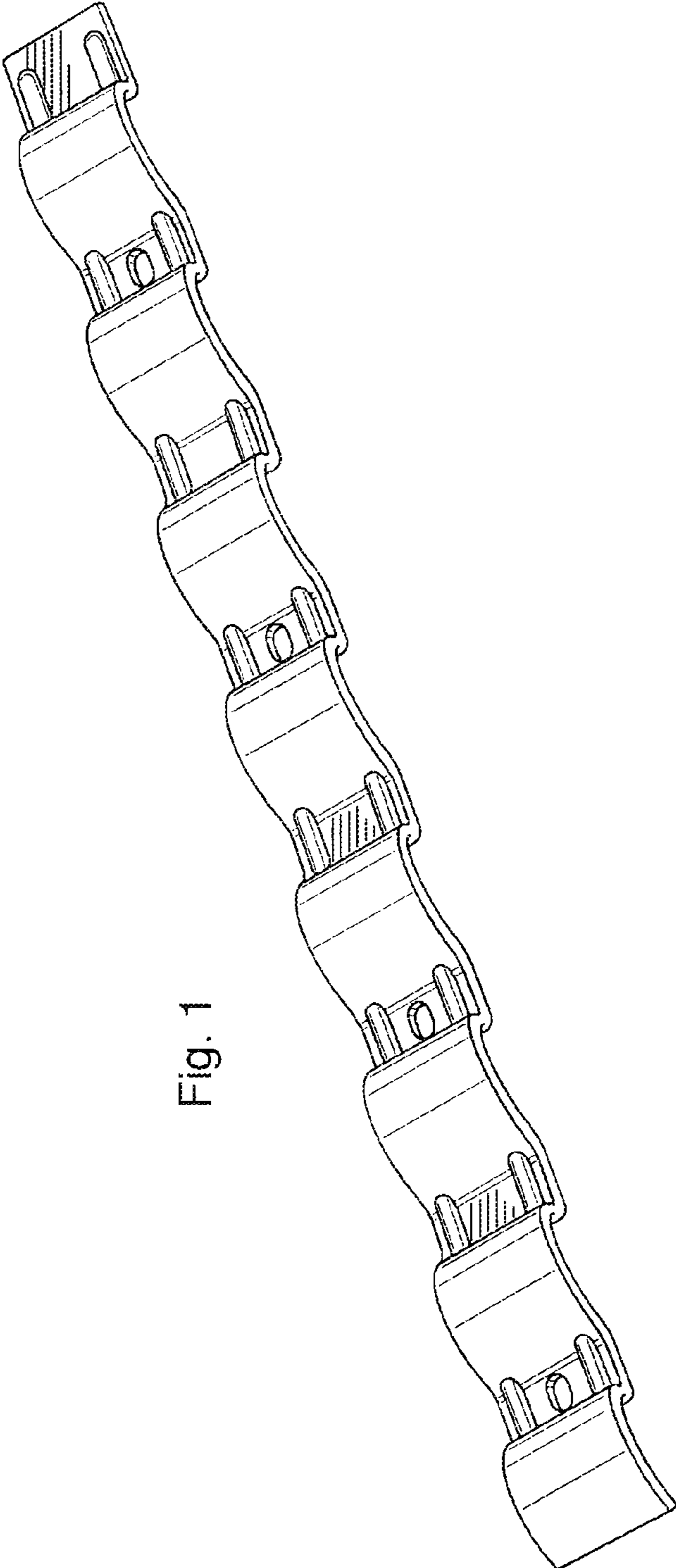


Fig. 1



Fig. 2

Fig. 3



Fig. 4

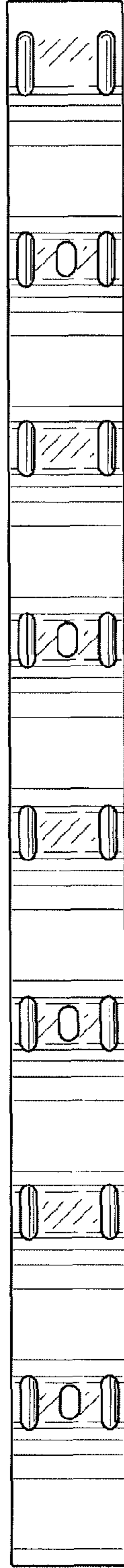


Fig. 5




Fig. 6

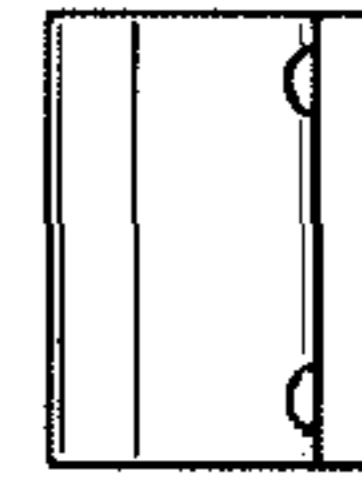


Fig. 7

