



US00D668126S

(12) **United States Design Patent**  
**Malcolm**

(10) **Patent No.:** **US D668,126 S**  
(45) **Date of Patent:** **\*\* \*Oct. 2, 2012**

(54) **COMBINED FIBER-RESIN COMPOSITE  
BOLT CUTTER JAW AND BLADE**

(76) Inventor: **Roger J. Malcolm**, San Clemente, CA  
(US)

(\* ) Notice: This patent is subject to a terminal disclaimer.

(\*\*) Term: **14 Years**

(21) Appl. No.: **29/386,284**

(22) Filed: **Feb. 27, 2011**

**Related U.S. Application Data**

(62) Division of application No. 29/336,879, filed on May 11, 2009, now Pat. No. Des. 633,764.

(51) **LOC (9) Cl.** ..... **08-05**

(52) **U.S. Cl.** ..... **D8/52**

(58) **Field of Classification Search** ..... D8/4, 5,  
D8/14, 51-58, 60, 105-107; 30/261, 234,  
30/254, 268, 235, 192, 193, 250, 252; 72/412-416,  
72/332, 409.01, 409.07, 409.08, 409.09,  
72/409.1, 409.11, 409.12, 409.16; 81/300,  
81/385, 393, 415-424, 424.5, 426, 426.5,  
81/427, 427.5, 405, 407-409, 411

See application file for complete search history.

(56) **References Cited**

**U.S. PATENT DOCUMENTS**

D50,029	S	*	12/1916	Porter	.....	D8/58
2,086,863	A	*	7/1937	Geddes	.....	83/605
2,660,783	A	*	12/1953	Davis et al.	.....	30/90.2
2,684,004	A	*	7/1954	Holtzapple	.....	29/751
D201,915	S	*	8/1965	Werner	.....	D8/58
3,340,611	A	*	9/1967	Lauck	.....	30/124
3,949,473	A	*	4/1976	Blanc	.....	30/191
4,144,737	A	*	3/1979	Izraeli	.....	72/409.11
4,910,870	A	*	3/1990	Chang	.....	30/192
5,081,769	A	*	1/1992	Juros	.....	30/261
D387,965	S	*	12/1997	Ronan	.....	D8/98
D398,499	S	*	9/1998	Ronan	.....	D8/52
D400,071	S	*	10/1998	Wang	.....	D8/52
5,862,597	A	*	1/1999	Juros	.....	30/191

D416,458	S	*	11/1999	Kun-Meng	.....	D8/52
D422,463	S	*	4/2000	Ronan	.....	D8/5
D427,036	S	*	6/2000	Ronan	.....	D8/52
6,226,874	B1	*	5/2001	Jansson	.....	30/192
6,250,184	B1	*	6/2001	Chang	.....	81/415
D481,623	S	*	11/2003	Chen	.....	D8/394
6,971,179	B2	*	12/2005	Erbrick	.....	30/191
7,621,052	B1	*	11/2009	Kerr	.....	30/188
7,628,052	B2	*	12/2009	Zhang	.....	72/409.16

\* cited by examiner

*Primary Examiner* — Cathron Brooks

*Assistant Examiner* — Deanna Fluegeman

(74) *Attorney, Agent, or Firm* — Charmasson Buchaca & Leach, LLP

(57) **CLAIM**

The ornamental design for a combined fiber-resin composite bolt cutter jaw and blade, as shown and described.

**DESCRIPTION**

FIG. 1 is a top, front, right side perspective view of a combined fiber-resin composite bolt cutter jaw and blade showing an embodiment of my new design.

FIG. 2 is a bottom, back, left side perspective view thereof.

FIG. 3 is a top plan view thereof.

FIG. 4 is a bottom plan view thereof.

FIG. 5 is a right side elevational view thereof, the left side being a mirror image thereof.

FIG. 6 is a front side elevational view thereof.

FIG. 7 is a back side elevational view thereof.

FIG. 8 is a top, front, right side perspective view of a combined fiber-resin composite bolt cutter jaw and blade showing an embodiment of my new design having through-apertures for mounting cross-pins.

FIG. 9 is a bottom, back, left side perspective view thereof.

FIG. 10 is a top plan view thereof.

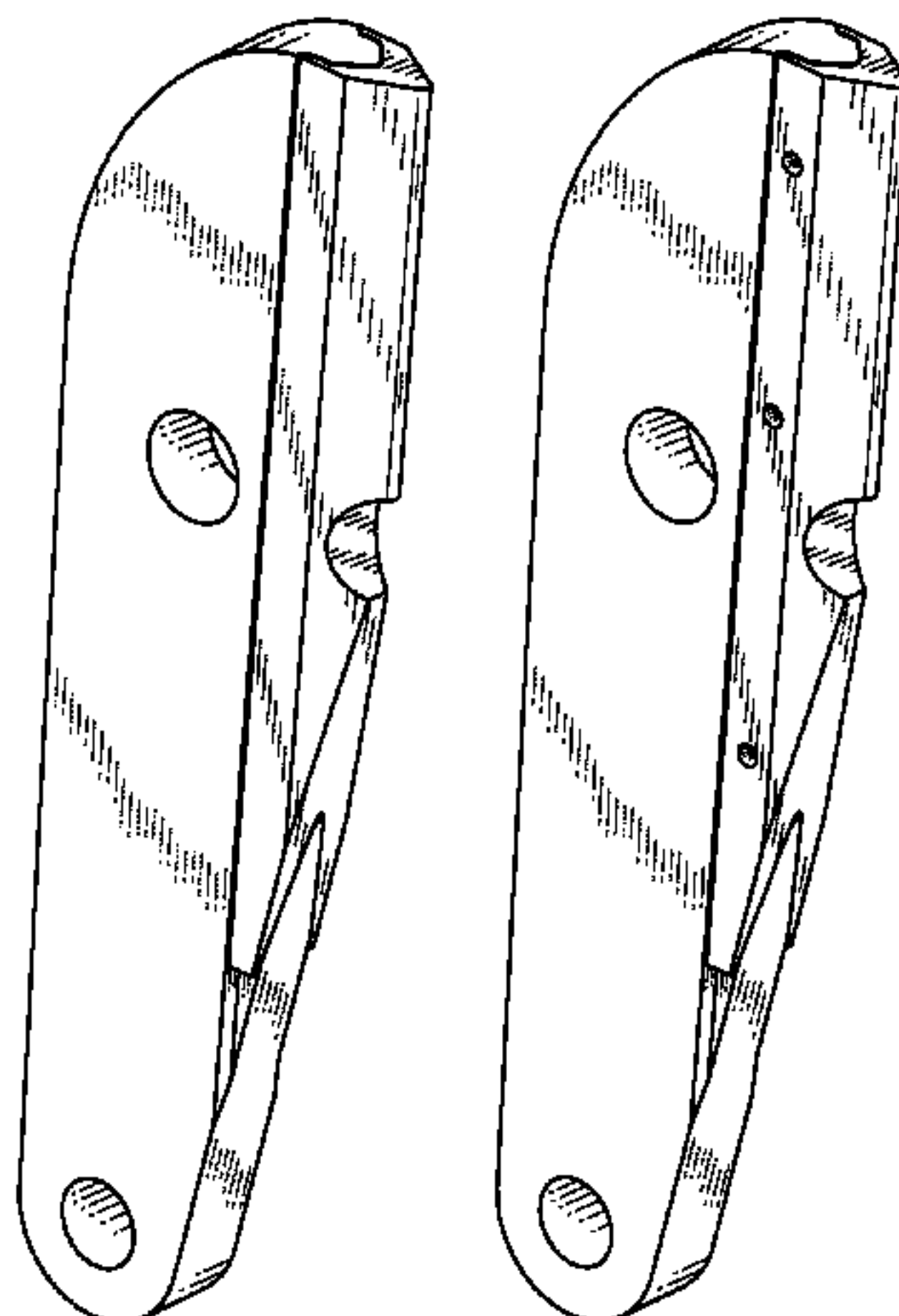
FIG. 11 is a bottom plan view thereof.

FIG. 12 is a right side elevational view thereof, the left side being a mirror image thereof.

FIG. 13 is a front side elevational view thereof; and,

FIG. 14 is a back side elevational view thereof.

**1 Claim, 4 Drawing Sheets**



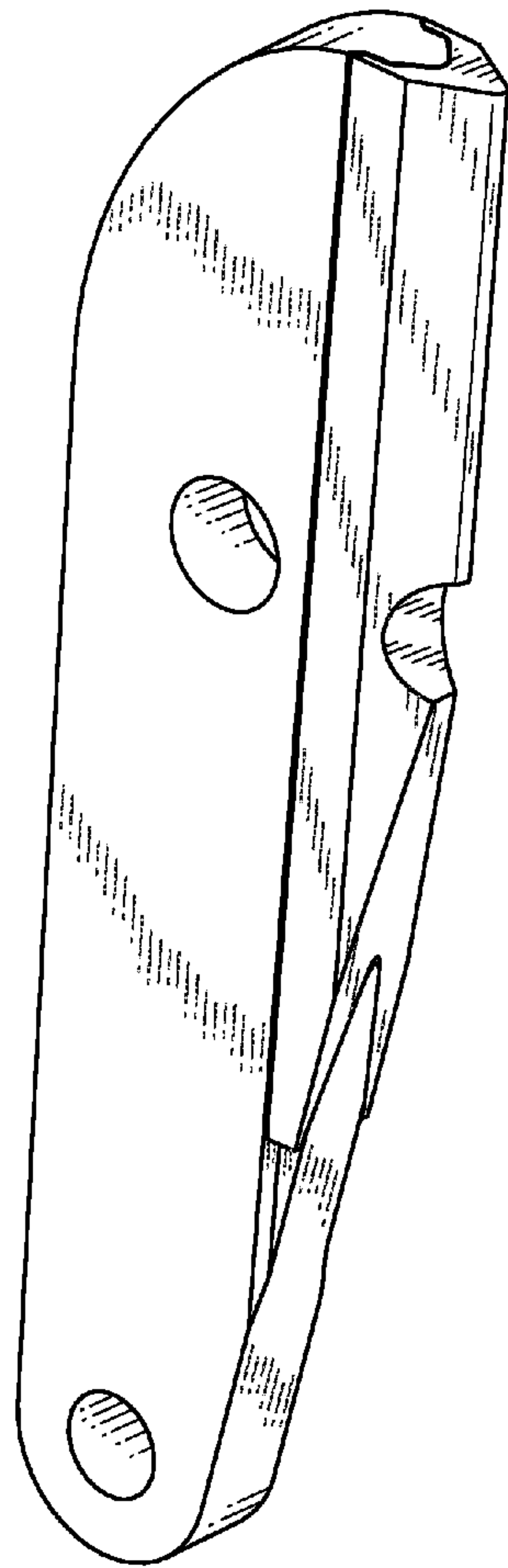


FIG. 1

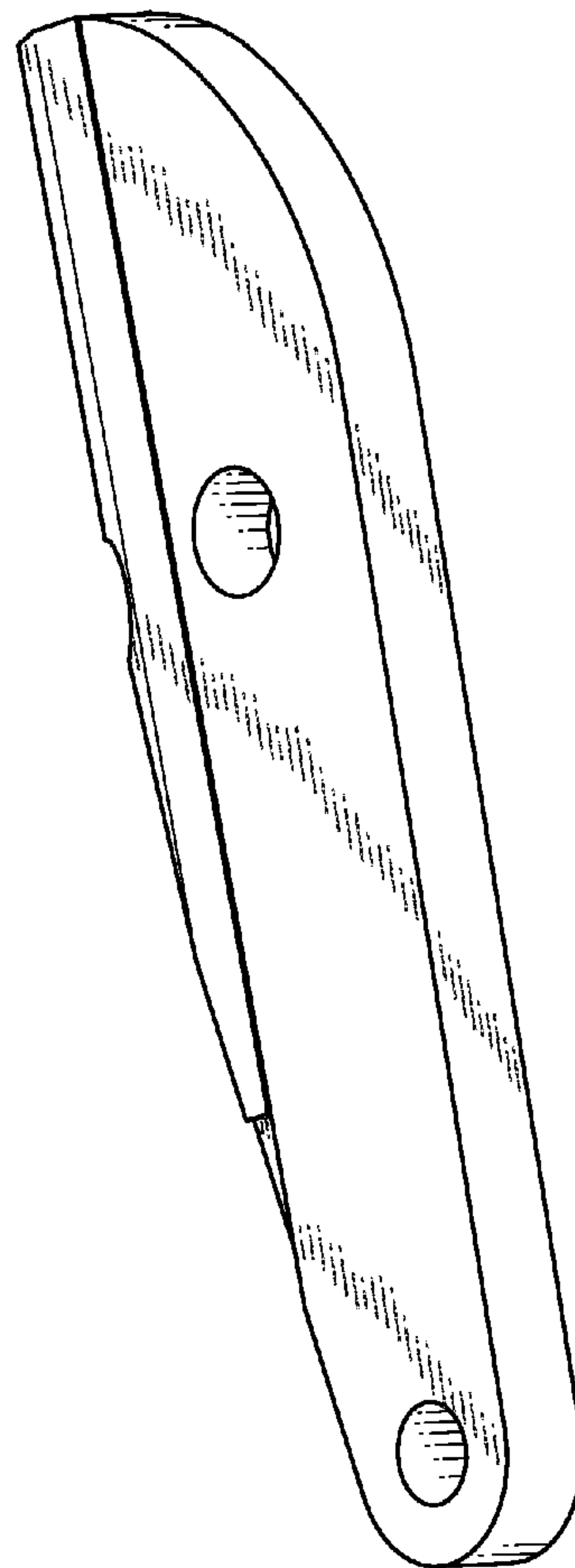


FIG. 2




FIG. 3

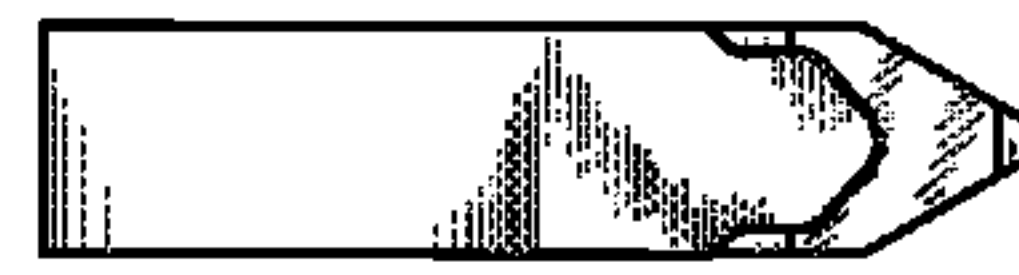


FIG. 4

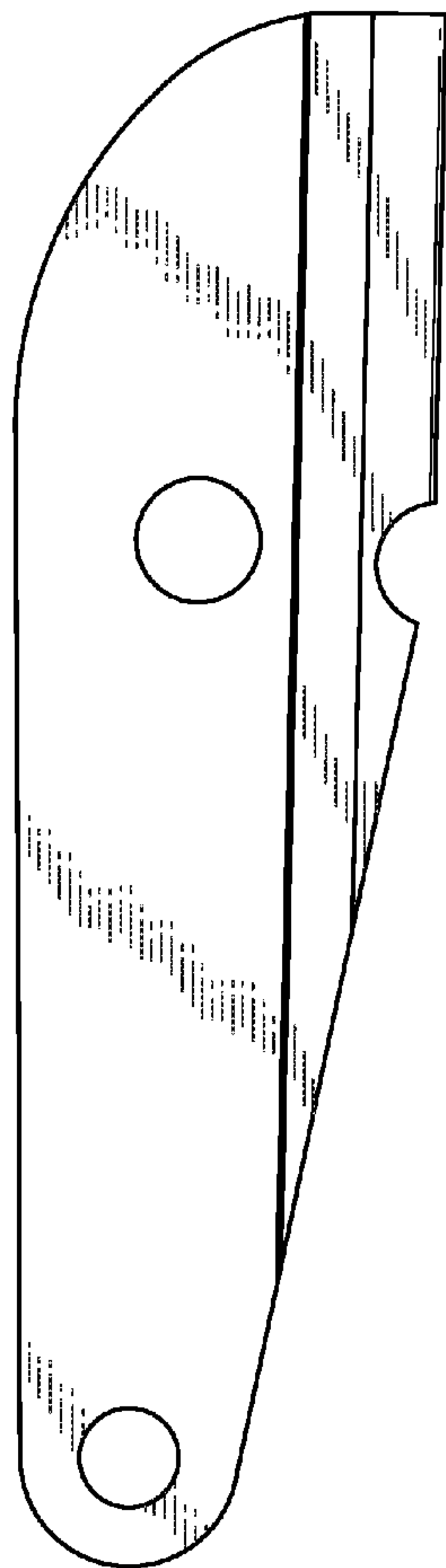


FIG. 5



FIG. 6



FIG. 7

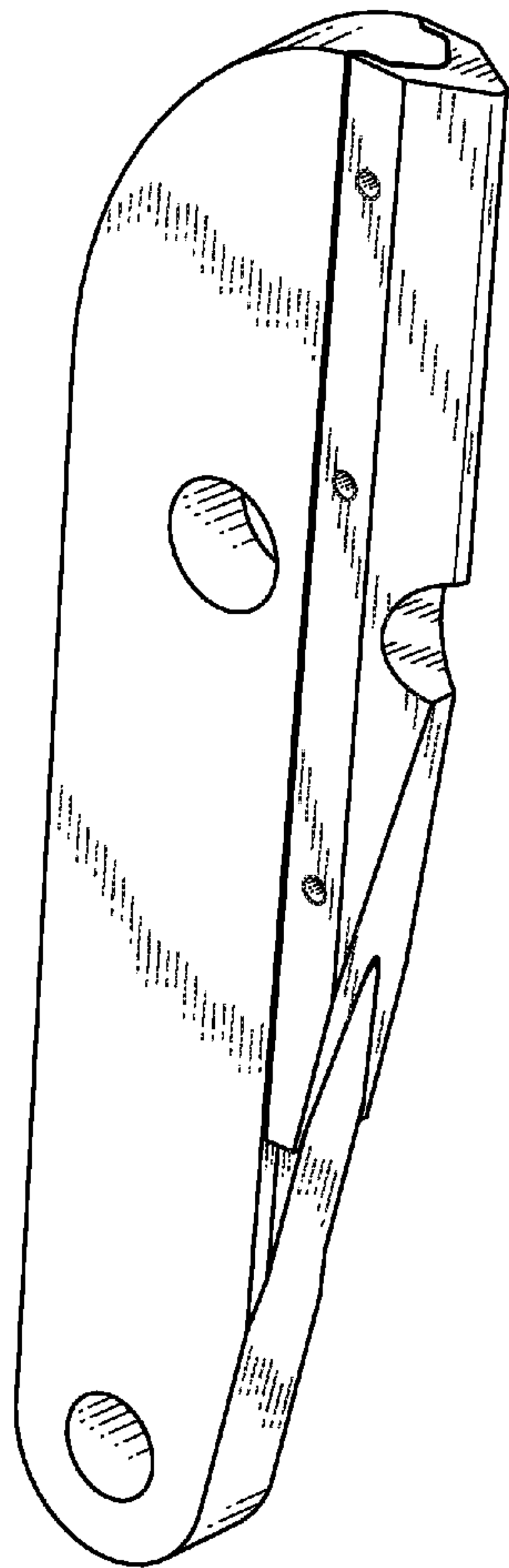


FIG. 8

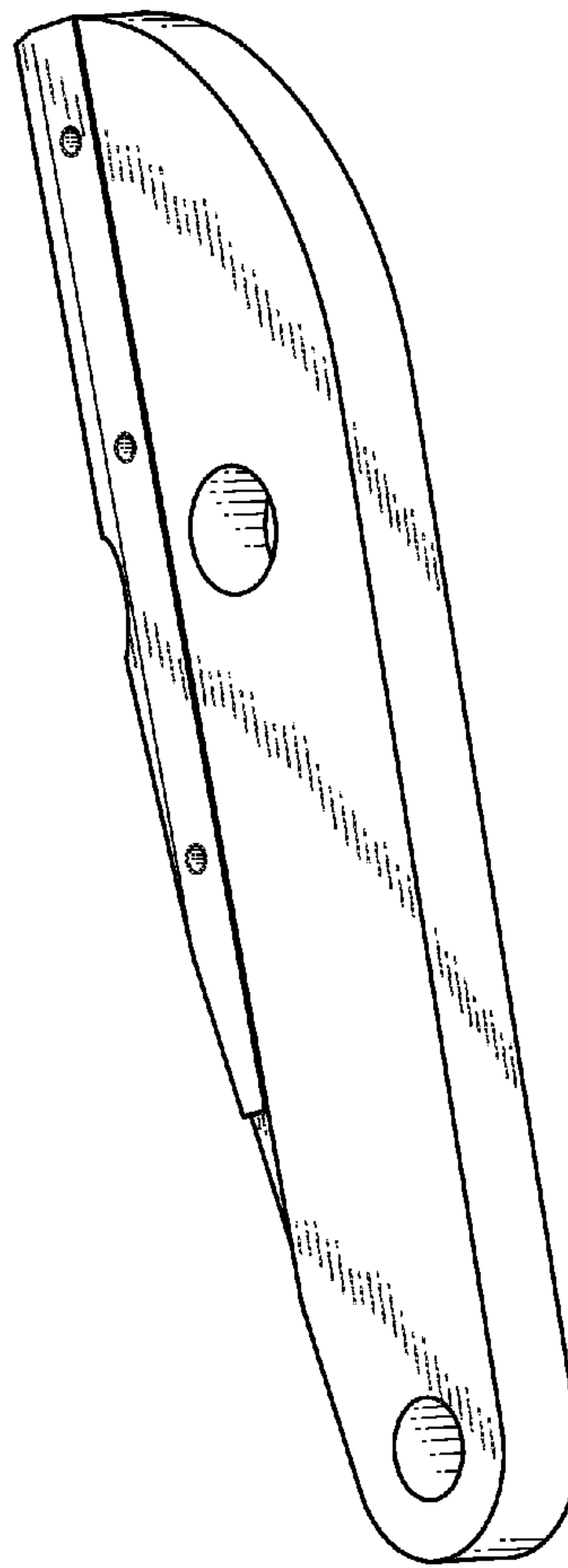


FIG. 9

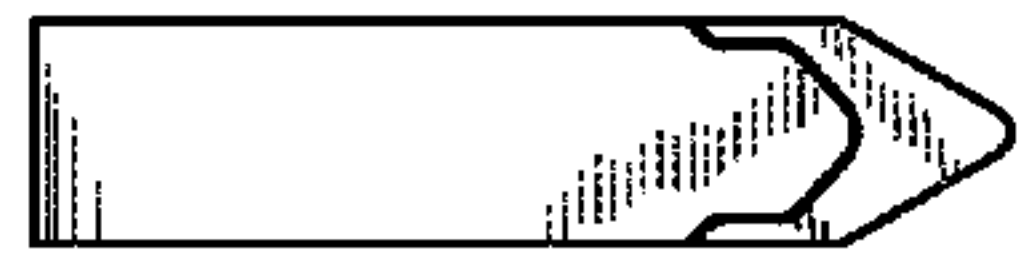


FIG. 10

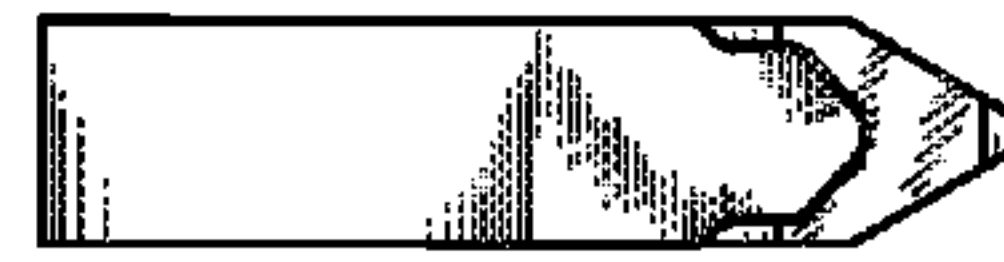


FIG. 11

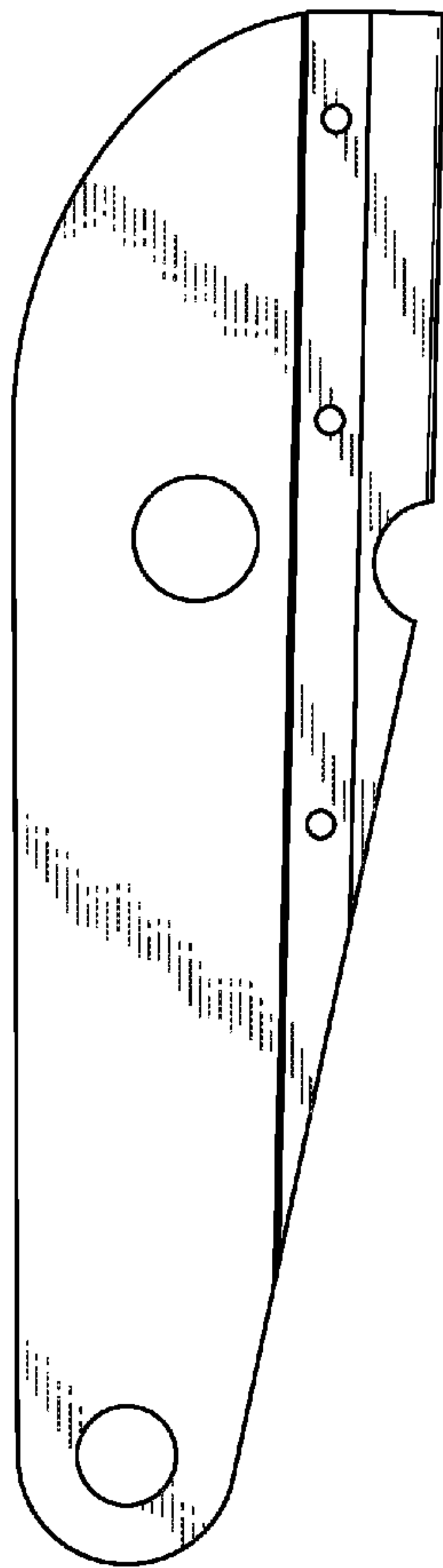


FIG. 12

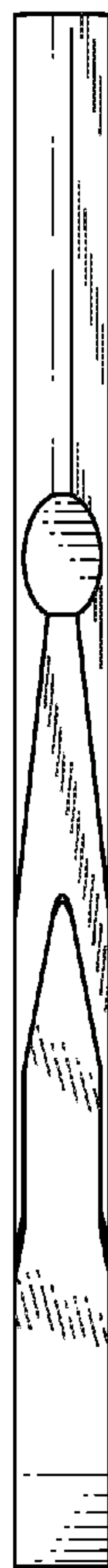


FIG. 13



FIG. 14