



US00D668117S

(12) **United States Design Patent**  
**Shimizu et al.**

(10) **Patent No.:** **US D668,117 S**

(45) **Date of Patent:** **\*\* Oct. 2, 2012**

(54) **PLATE**

(75) Inventors: **Nobutaka Shimizu**, Tokyo (JP); **Koji Hanya**, Tokyo (JP); **Ryoichi Kanno**, Tokyo (JP)

(73) Assignee: **Nippon Steel Corporation**, Tokyo (JP)

(\*\*) Term: **14 Years**

(21) Appl. No.: **29/407,941**

(22) Filed: **Dec. 5, 2011**

(30) **Foreign Application Priority Data**

Jun. 7, 2011 (JP) ..... 2011-012908

(51) **LOC (9) Cl.** ..... **07-01**

(52) **U.S. Cl.** ..... **D7/587**; D25/138; D14/441

(58) **Field of Classification Search** ..... D7/585, D7/554.3, 553.1, 586, 500, 550.1, 587; D9/424, D9/426, 432, 433, 755; 206/511, 503, 512; 52/579, 199, 523, 544, 98, 521, 90.1; D25/138, D25/102, 141, 144; 248/222.12, 225.11; 428/122, 126, 130; 404/19; D14/257, 308, D14/353, 432, 441, 448, 464, 471, 483, 299  
See application file for complete search history.

(56) **References Cited**

**U.S. PATENT DOCUMENTS**

D384,275 S \* 9/1997 DuBois et al. .... D9/755  
D419,148 S \* 1/2000 Foslien et al. .... D14/441  
D451,208 S \* 11/2001 Falconer ..... D25/113  
D493,465 S \* 7/2004 Dearborn et al. .... D14/432  
D497,212 S \* 10/2004 Poliacek et al. .... D25/138  
D500,502 S \* 1/2005 Davis ..... D14/441  
D504,525 S \* 4/2005 Mock ..... D25/138  
7,160,052 B2 \* 1/2007 Weiss et al. .... 404/34

D586,208 S \* 2/2009 Evans ..... D9/432  
D607,585 S \* 1/2010 Larson ..... D25/138  
D623,316 S \* 9/2010 Moore ..... D25/138  
D634,861 S \* 3/2011 Whittier et al. .... D25/138  
D643,547 S \* 8/2011 Justin ..... D25/138  
D645,980 S \* 9/2011 Schrom et al. .... D25/113  
D647,807 S \* 11/2011 Golota et al. .... D9/737  
D654,600 S \* 2/2012 Devine et al. .... D25/138  
2003/0024192 A1 \* 2/2003 Spargur ..... 52/309.4

**FOREIGN PATENT DOCUMENTS**

JP 1390344 S 6/2010

**OTHER PUBLICATIONS**

Russian Office Action dated Jun. 20, 2012, issued in corresponding Russian Design Application No. 2011503764.

\* cited by examiner

*Primary Examiner* — Cynthia Underwood

(74) *Attorney, Agent, or Firm* — Sughrue Mion, PLLC

(57) **CLAIM**

The ornamental design for a plate, as shown and described.

**DESCRIPTION**

FIG. 1 is a perspective view of a plate.

FIG. 2 is a front elevation view thereof. A rear view is omitted because it is identical with the front elevation view.

FIG. 3 is a left side elevation view thereof. A right side elevation view is omitted because it is identical with the left side elevation view.

FIG. 4 is a top plan view thereof.

FIG. 5 is a bottom plan view thereof; and,

FIG. 6 is a cross-sectional view thereof taken along line 6-6 in FIG. 4.

The broken lines which define the bounds of the claimed design form no part thereof.

**1 Claim, 6 Drawing Sheets**

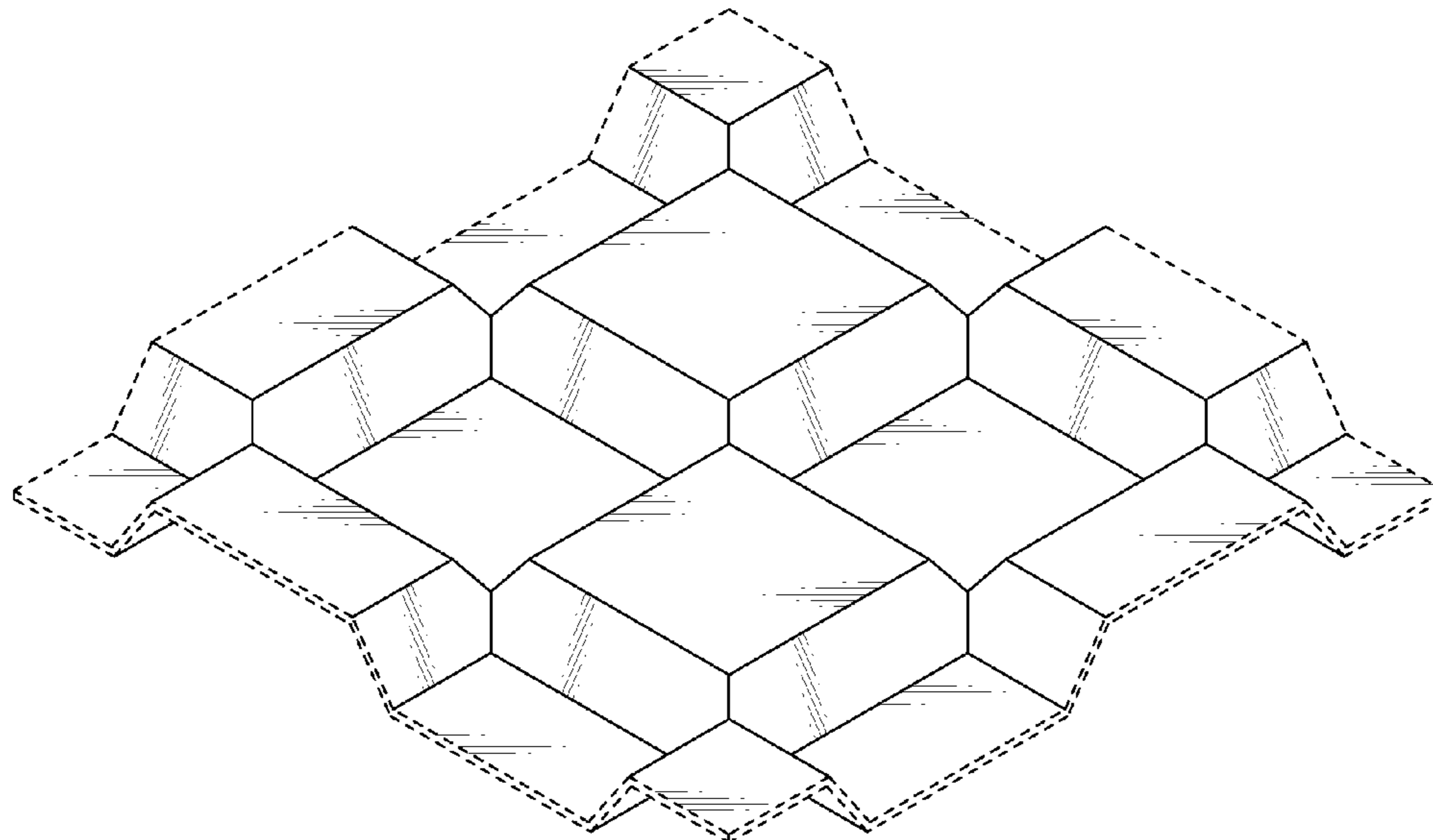


FIG. 1

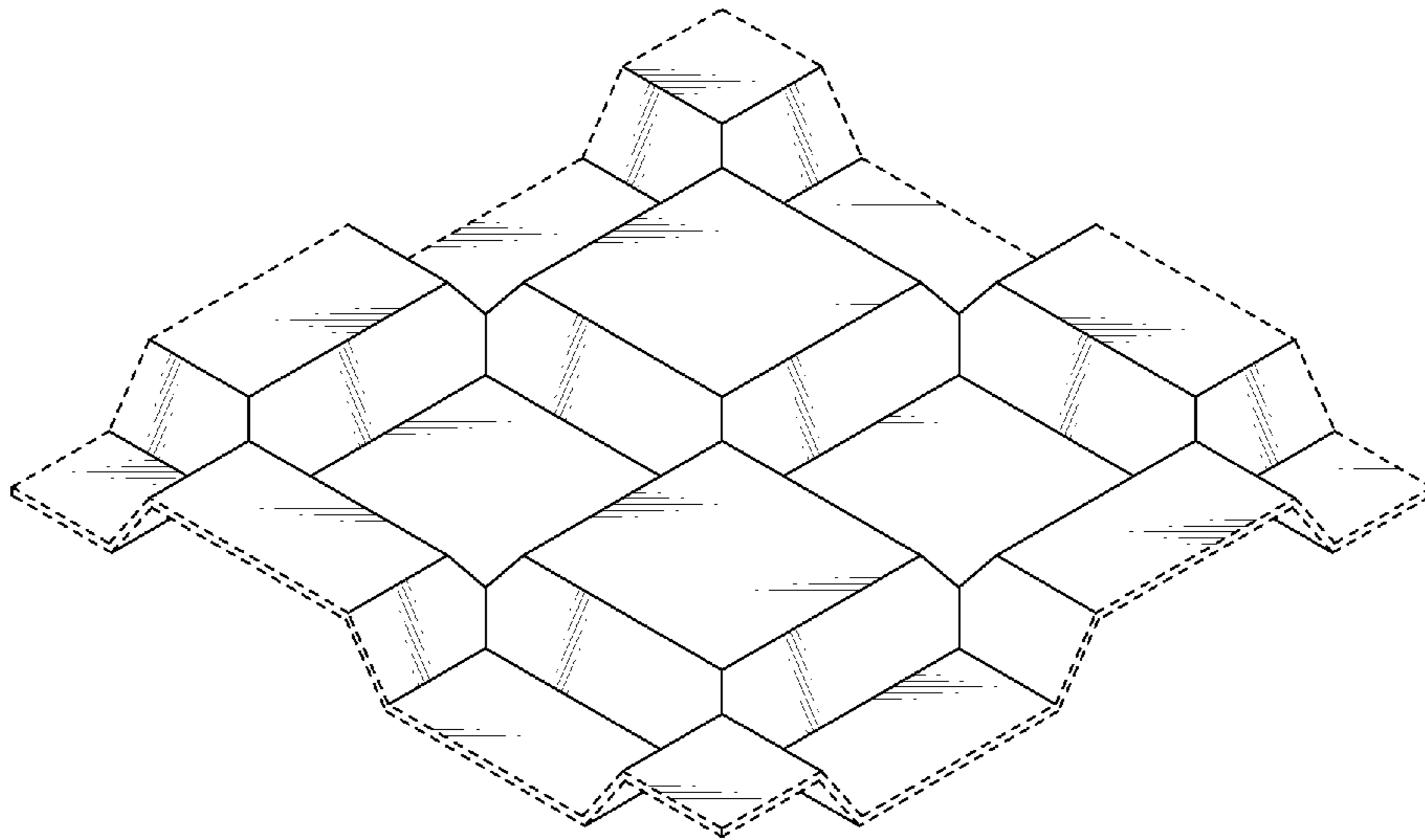


FIG. 2

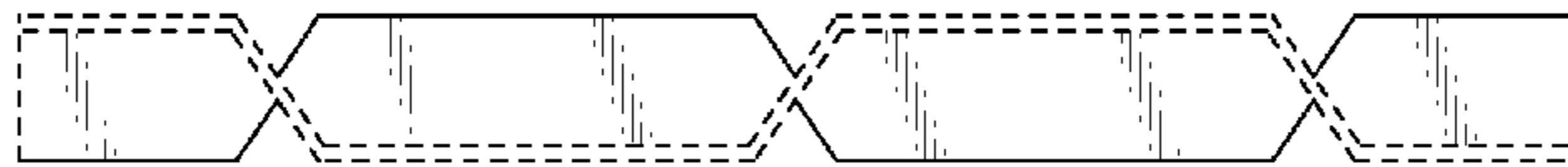


FIG. 3



FIG. 4

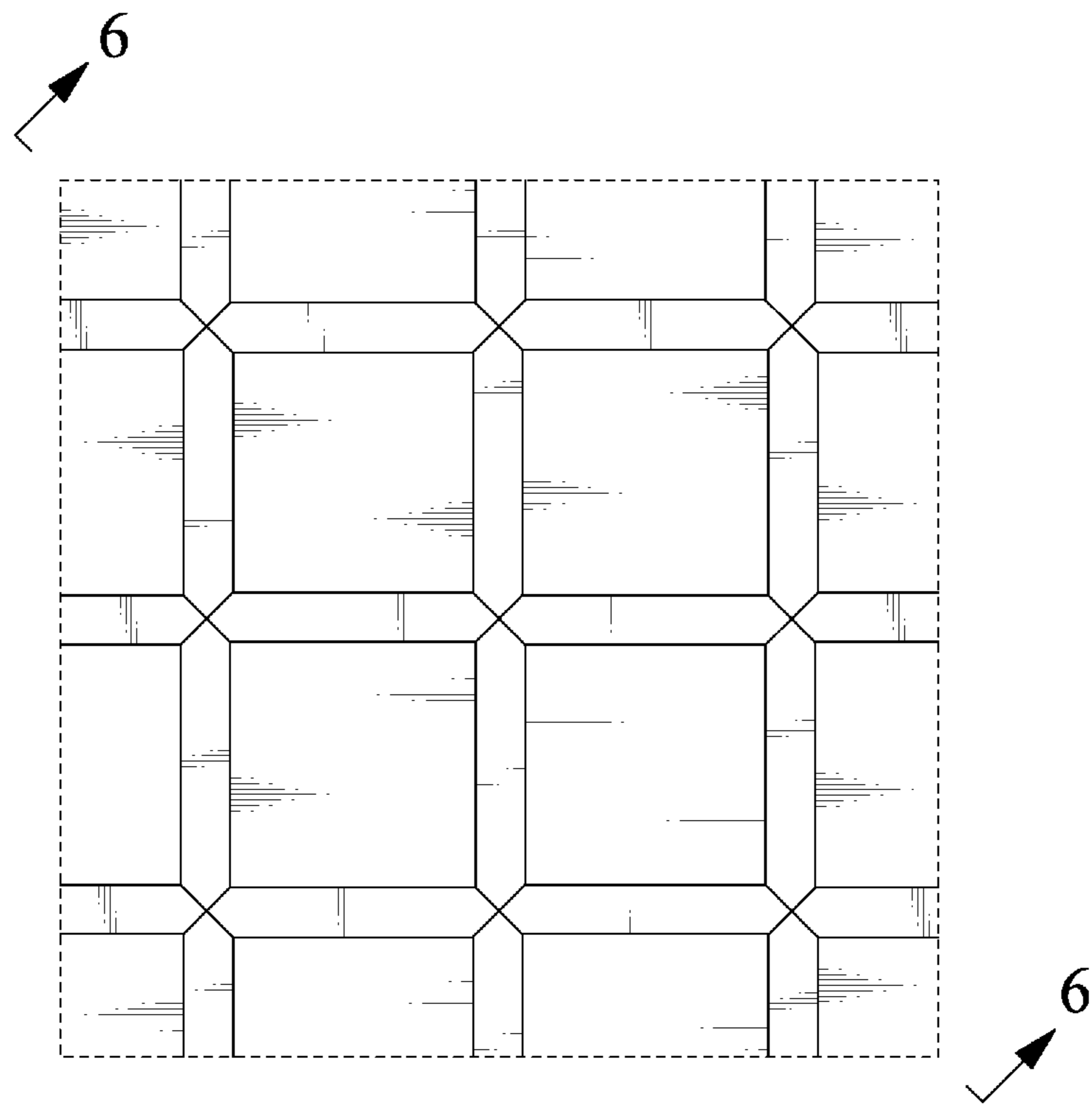


FIG. 5

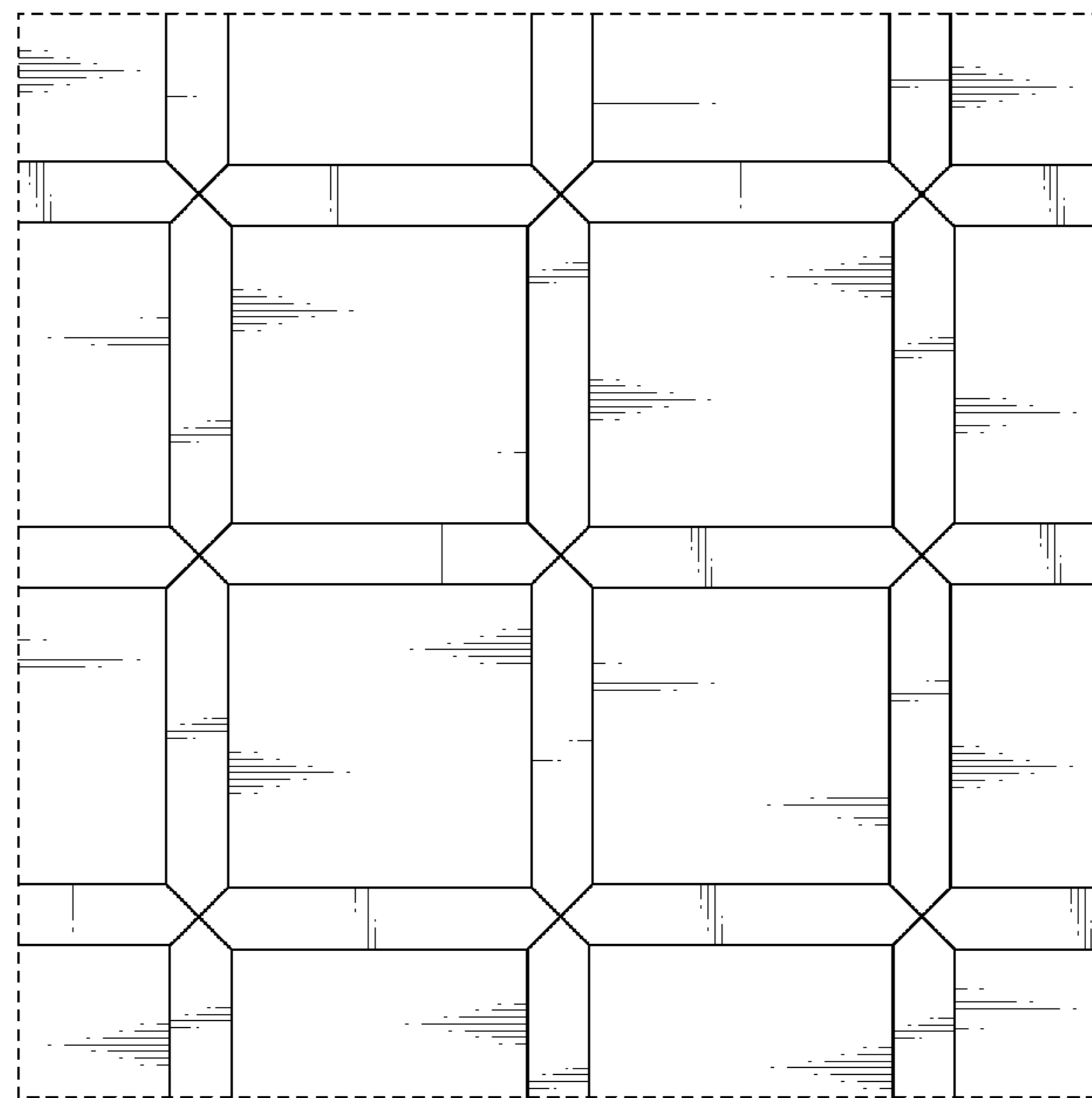


FIG. 6

