



US00D668113S

(12) **United States Design Patent**
Stephan et al.

(10) **Patent No.:** **US D668,113 S**
(45) **Date of Patent:** **** Oct. 2, 2012**

(54) **STIRRER**

(75) Inventors: **Gary R. Stephan**, Seven Hills, OH (US); **Craig Saunders**, Rocky River, OH (US); **Evan Spirk**, Gates Mills, OH (US); **Jeffrey Kalman**, Cleveland Heights, OH (US); **David Boll**, Avon, OH (US); **Anthony S. Zuccaro**, Chesterland, OH (US)

(73) Assignee: **Abbott Laboratories**, Abbott Park, IL (US)

(**) Term: **14 Years**

(21) Appl. No.: **29/403,157**

(22) Filed: **Oct. 1, 2011**

(51) **LOC (9) Cl.** **31-00**

(52) **U.S. Cl.** **D7/412; D7/376; D7/378**

(58) **Field of Classification Search** D7/301-313, D7/316-319, 368, 372-386, 391-398, 412-415, D7/515, 665-668, 679, 691; 99/326, 348, 99/508-511; 137/268; 210/533; 241/30-37.5, 241/101.01-101.2, 166-169.1, 172, 285.1-285.3, 241/291, 292.1; 366/64-67, 98, 129, 142, 366/197-211, 241-256, 262, 279-292, 325.8, 366/325.92, 341-347, 130; 416/75-77, 70 R, 416/163; D15/89; 215/11.1; 220/714; 415/99
See application file for complete search history.

(56) **References Cited**

U.S. PATENT DOCUMENTS

1,174,828	A *	3/1916	Copeland	366/256
D120,771	S *	5/1940	Zimmer	D7/412
2,365,947	A	12/1944	Ganson	
2,766,022	A *	10/1956	Bender	366/247
3,113,569	A	12/1963	Barr et al.	
3,346,133	A	10/1967	Herdman	
3,411,648	A	11/1968	Tichy	
3,690,621	A	9/1972	Takanka et al.	
D252,068	S *	6/1979	Lovely	D7/668
D292,966	S	12/1987	Gager	
4,718,447	A *	1/1988	Marshall	137/268

D294,735	S	3/1988	Morano et al.	
D302,793	S	8/1989	Yamaguchi	
4,893,940	A *	1/1990	Waisberg	366/247
4,893,941	A	1/1990	Wayte	
D306,071	S	2/1990	Klitsner	
4,979,629	A	12/1990	Askerneese	
D313,529	S	1/1991	Bormioli	
D316,100	S	4/1991	Kief	
D317,129	S	5/1991	Beranek et al.	
D320,938	S	10/1991	Stallings	
D327,015	S	6/1992	Stallings	
D330,938	S	11/1992	Sakashita	

(Continued)

OTHER PUBLICATIONS

<http://www.babyfeedingbottleshelp.com/>, Mar. 13, 2012.

(Continued)

Primary Examiner — Ricky Pham

(74) *Attorney, Agent, or Firm* — McAndrews, Held & Malloy, Ltd.

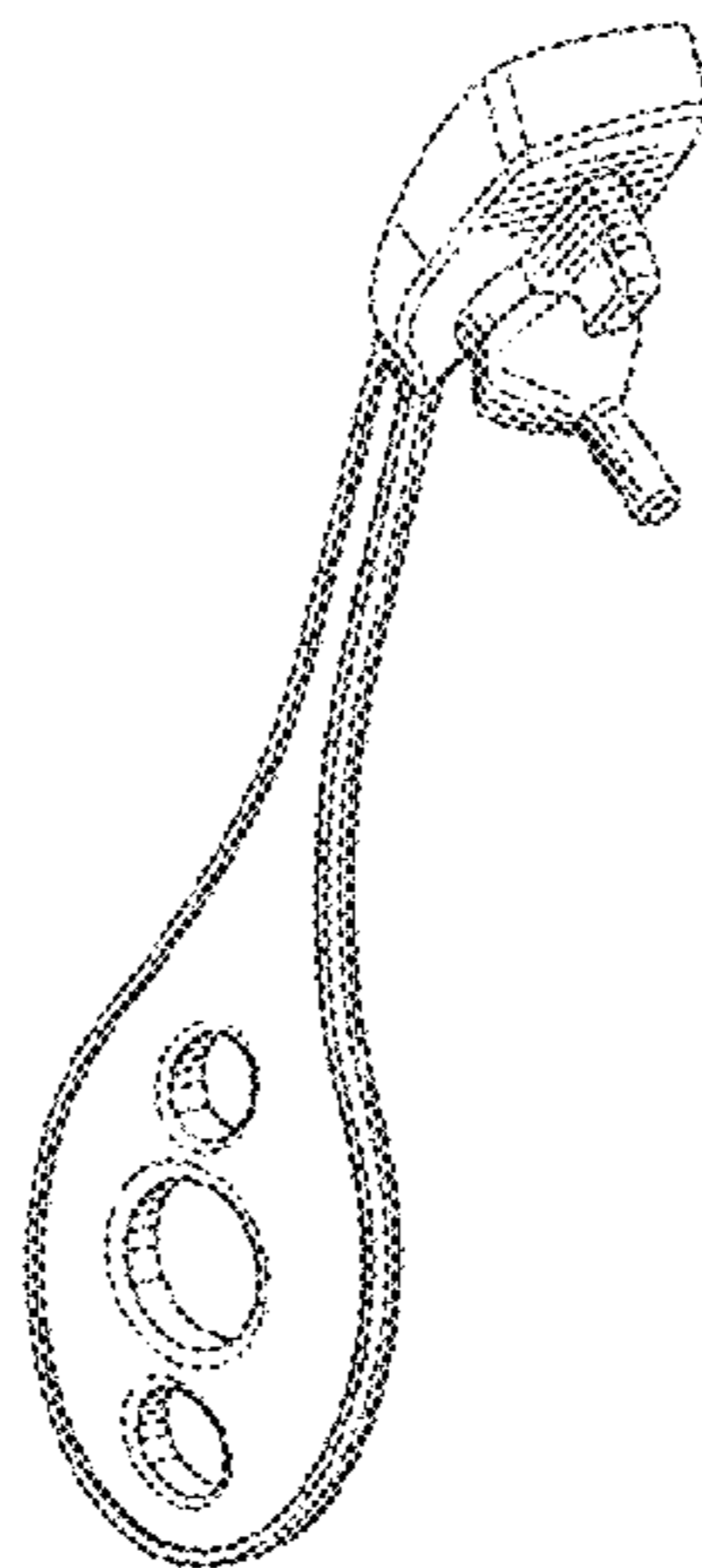
(57) **CLAIM**

The ornamental design for a stirrer, as shown and described.

DESCRIPTION

FIG. 1 is a perspective view of a first embodiment of a stirrer showing our new design;
FIG. 2 is a front elevation view thereof;
FIG. 3 is a rear elevation view thereof;
FIG. 4 is a left side elevation view thereof, the right side being a mirror image thereof;
FIG. 5 is a top plan view thereof;
FIG. 6 is a bottom plan view thereof;
FIG. 7 is a perspective view of a second embodiment of a stirrer showing our new design;
FIG. 8 is a front elevation view thereof;
FIG. 9 is a rear elevation view thereof;
FIG. 10 is a left side elevation view thereof, the right side being a mirror image;
FIG. 11 is a top plan view thereof; and,
FIG. 12 is a bottom plan view thereof.

1 Claim, 4 Drawing Sheets



US D668,113 S

Page 3

<http://www.aventcoupons.org/avent-bottle-adapter-ring/>, Mar. 13, 2012.

<http://www.magicbaby.pl/81-smoczek-do-butelki-wolny-1m-philips-avent-scf632-27.html>, Mar. 13, 2012.

<http://www.petitbliss.com/shop/product.php?sku=28104&cat=2703&page=1>, Mar. 13, 2012.

<http://garagelelong.wordpress.com/2008/10/31/brand-new-baby-milk-bottles/>, Mar. 13, 2012.

* cited by examiner

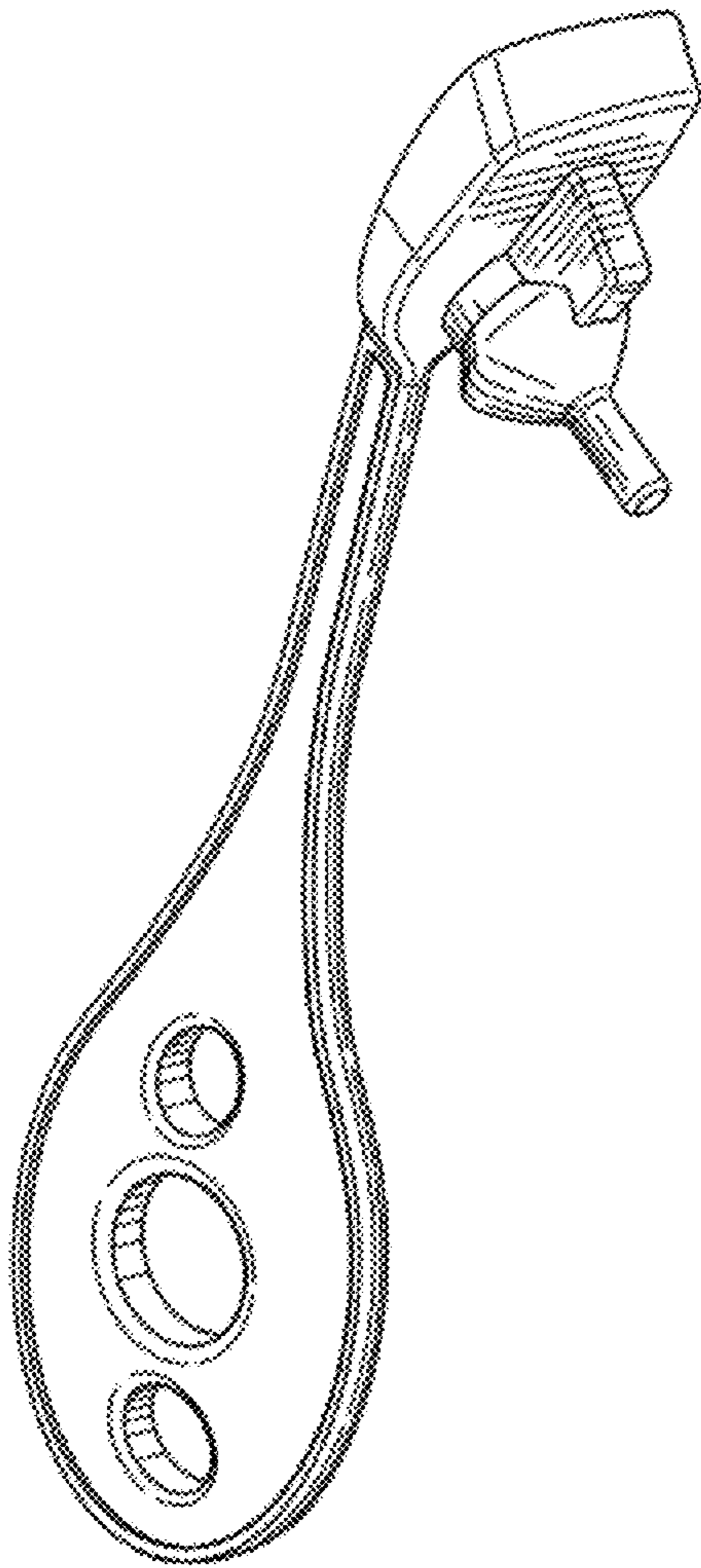


FIG. 1

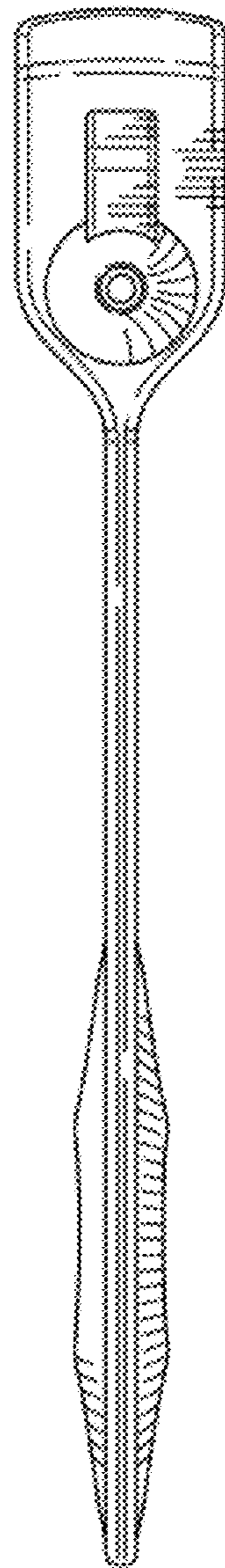


FIG. 2




FIG. 3

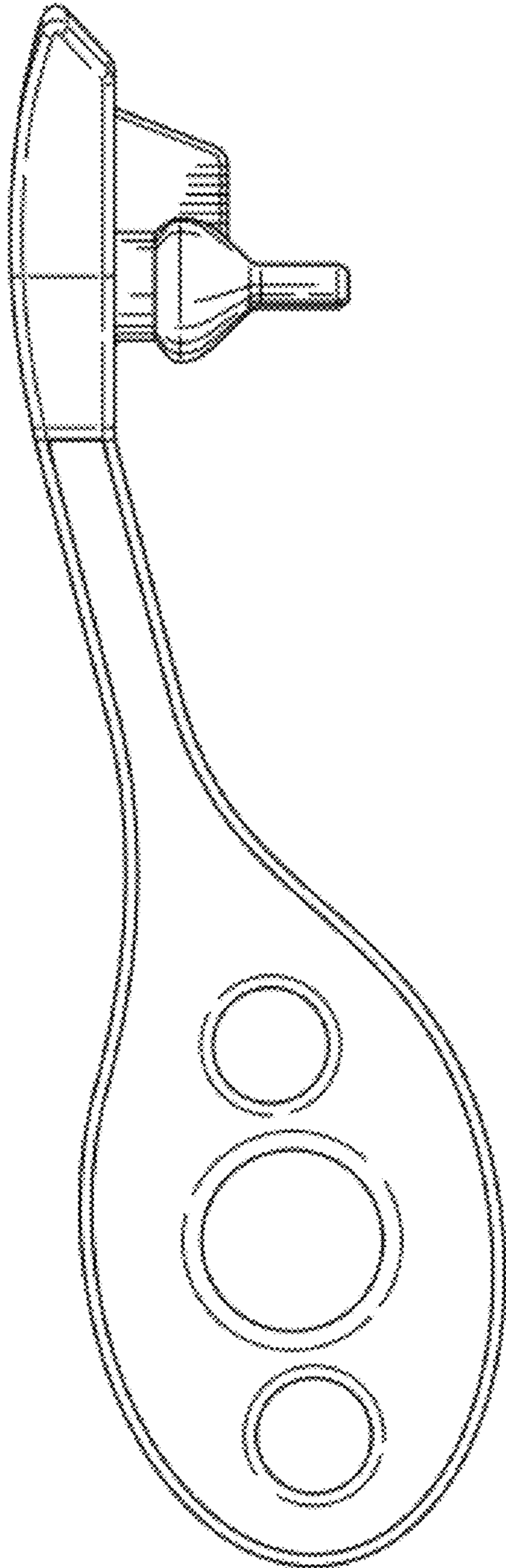


FIG. 4

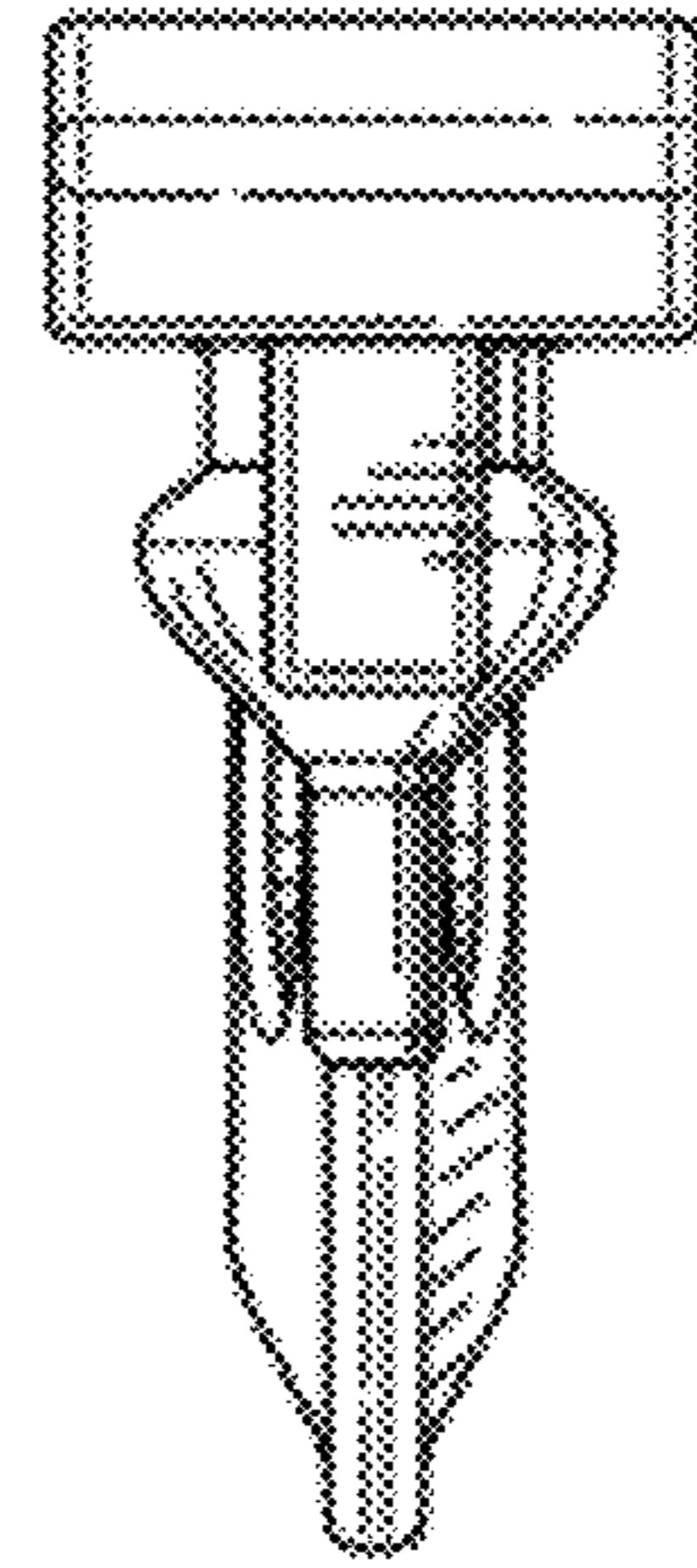


FIG. 5

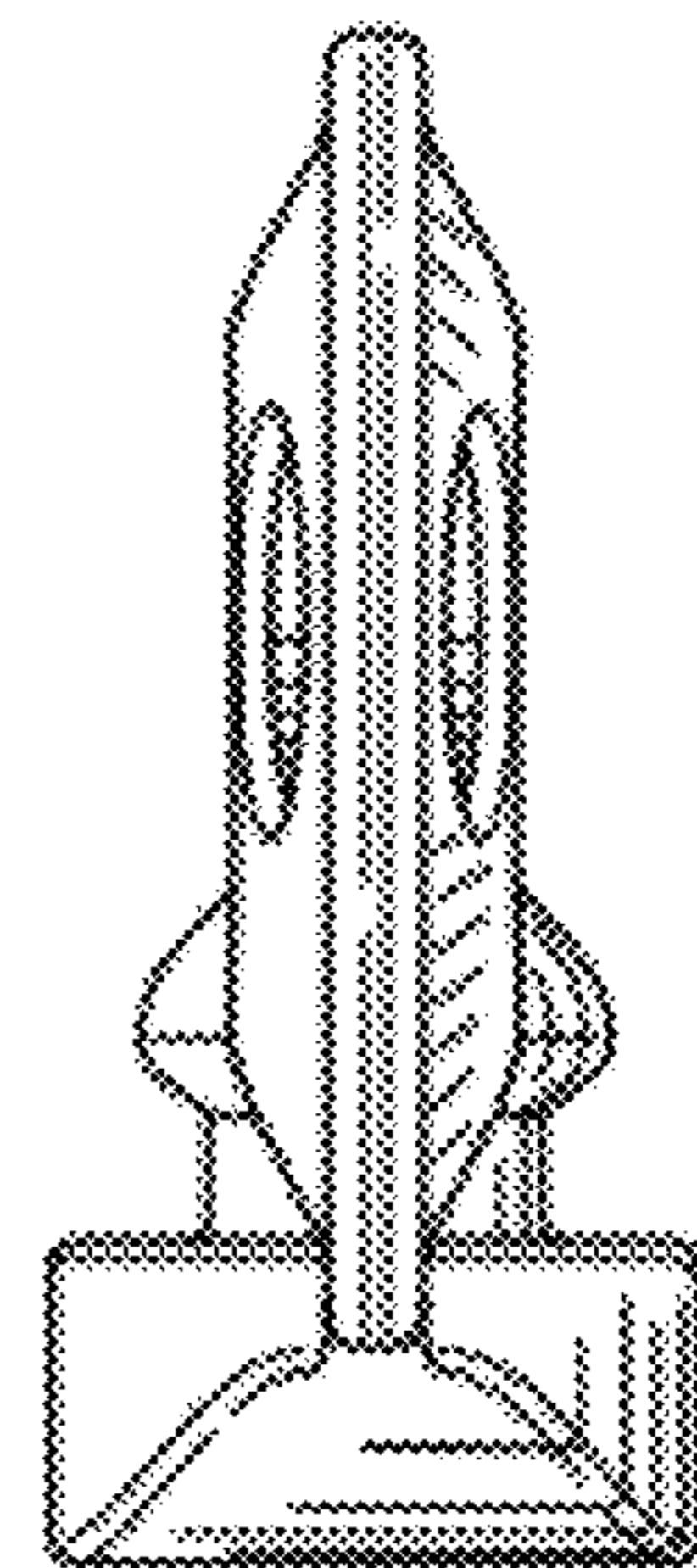


FIG. 6

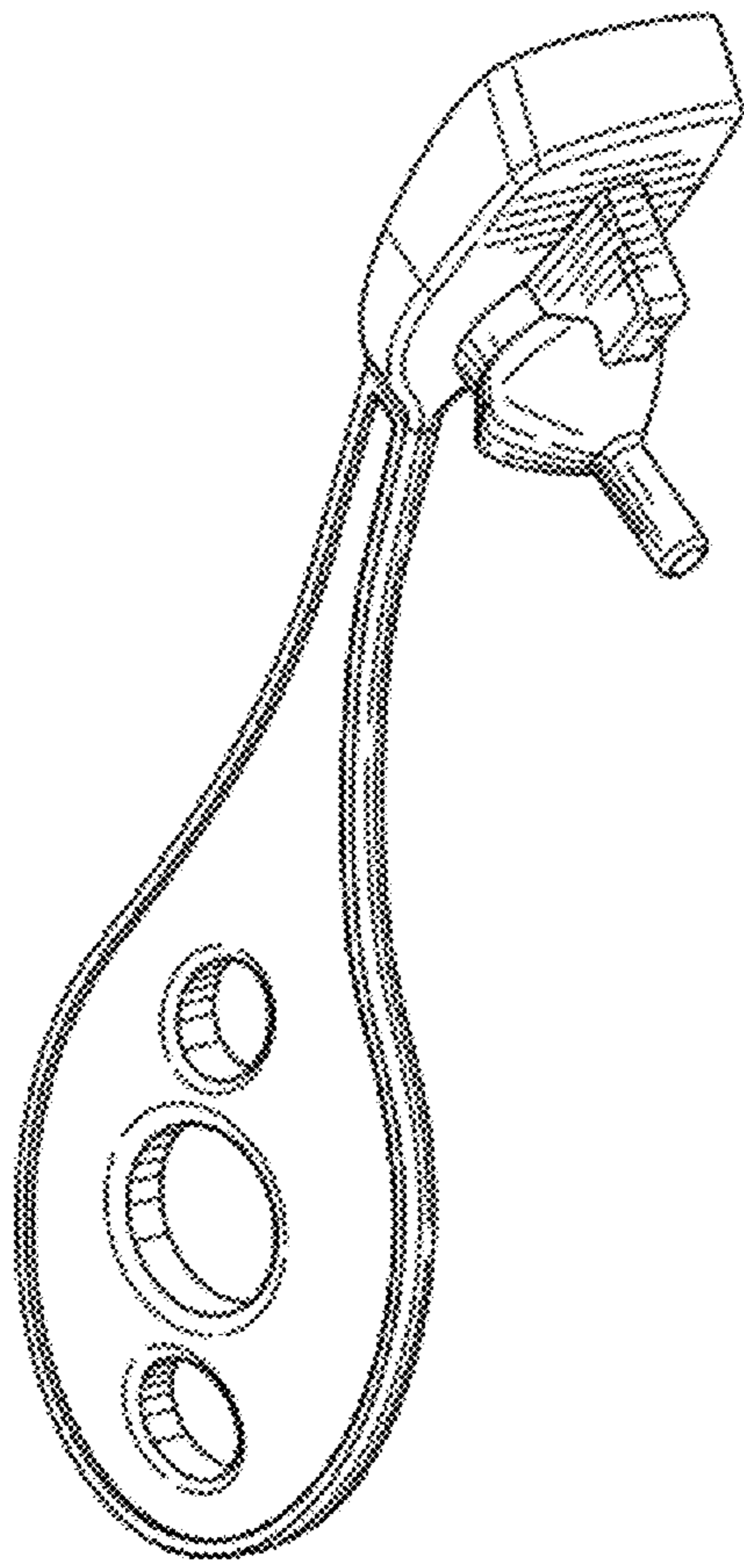


FIG. 7

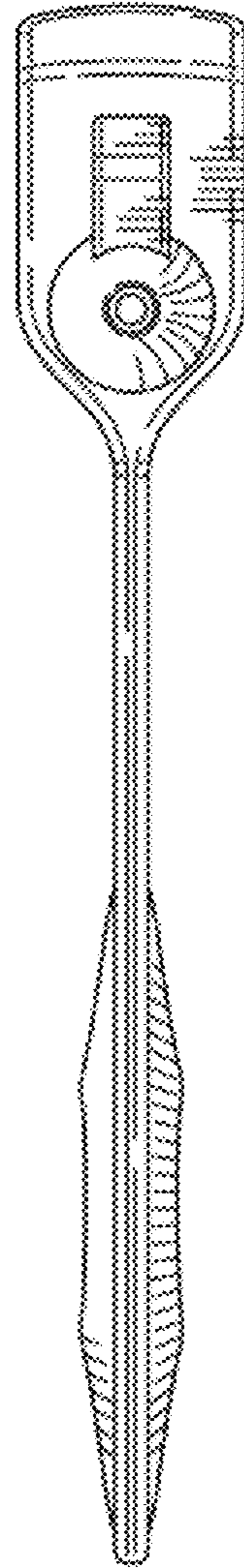


FIG. 8

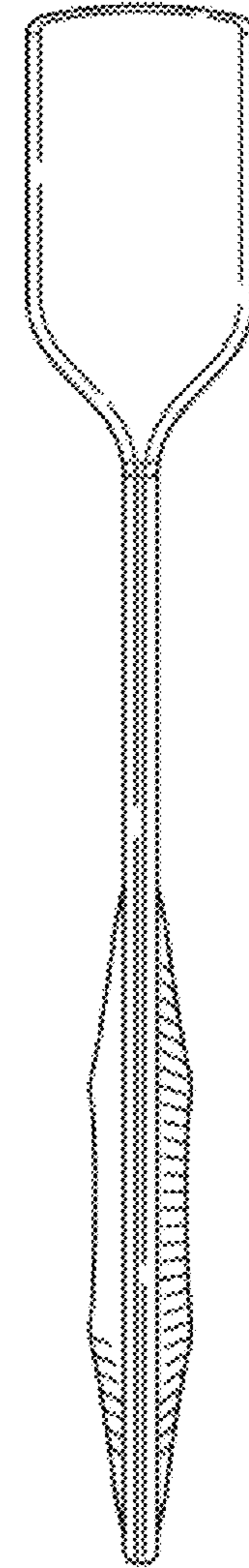


FIG. 9

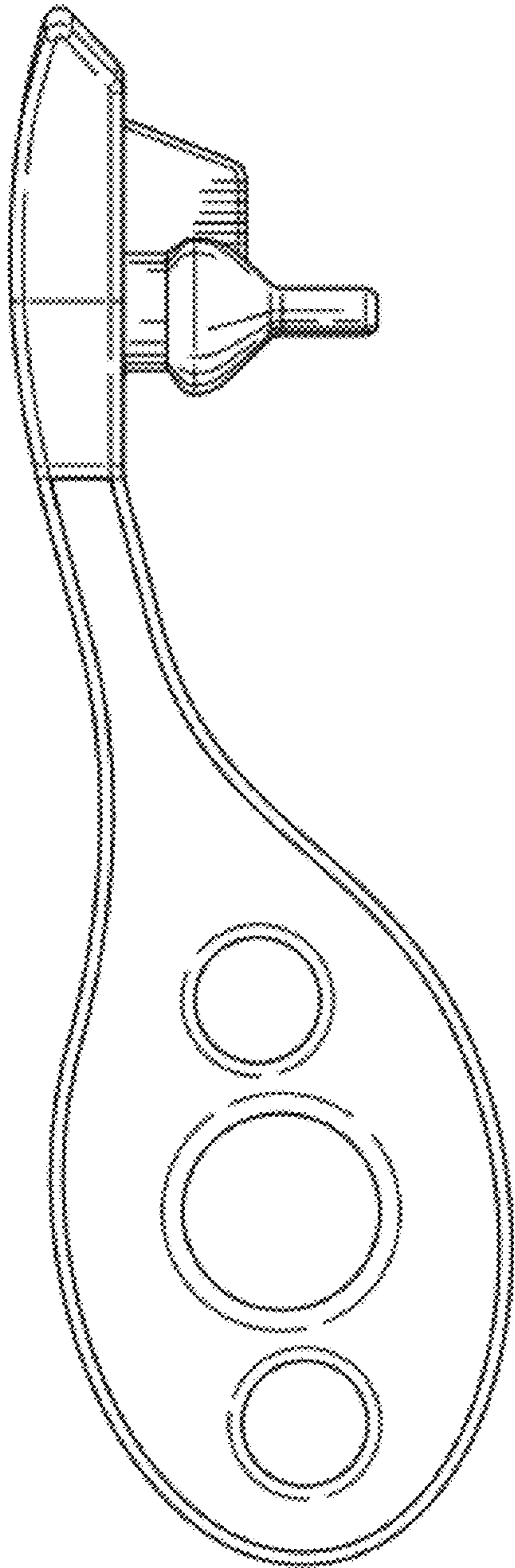


FIG. 10

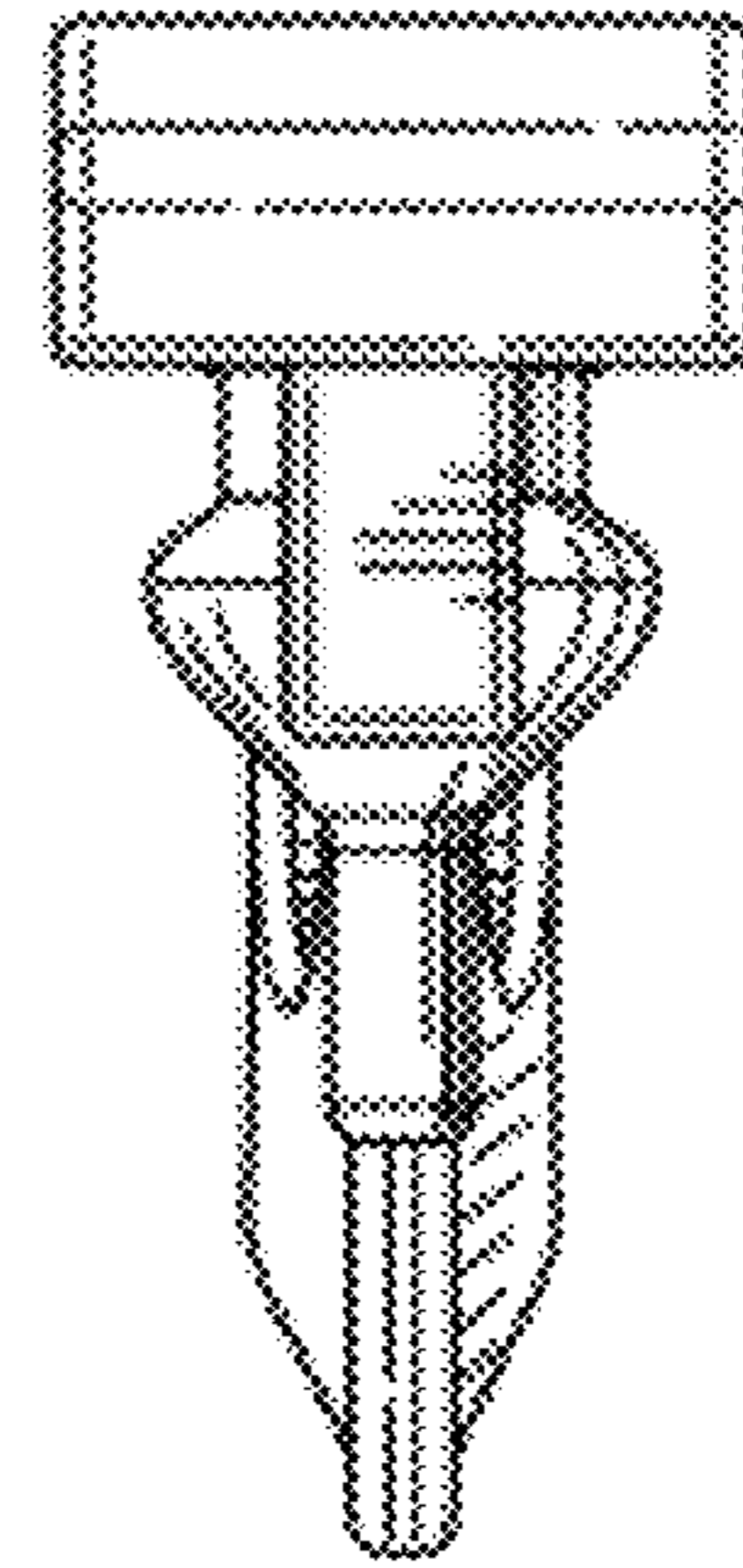


FIG. 11

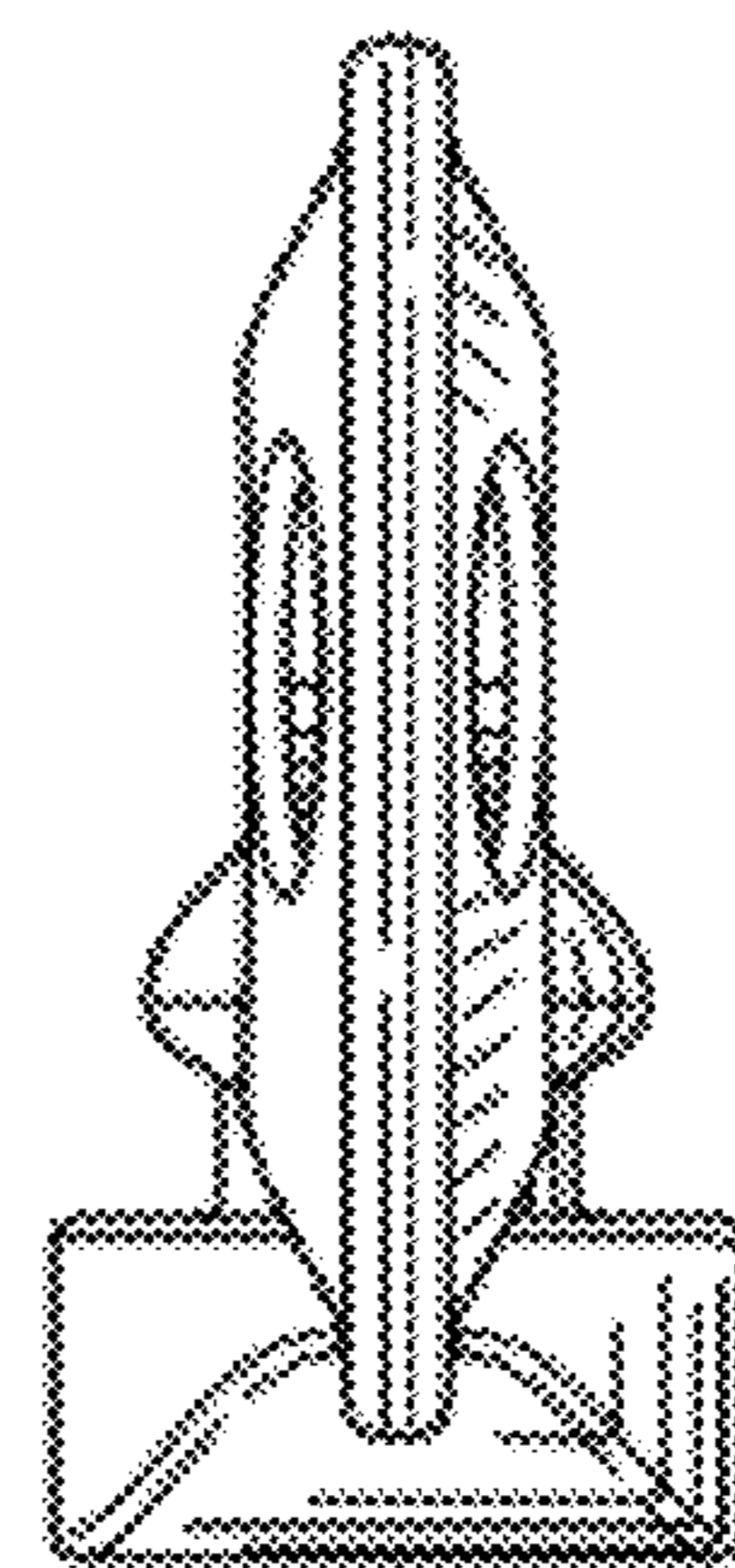


FIG. 12