



US00D668092S

(12) **United States Design Patent**
Davis et al.

(10) **Patent No.:** **US D668,092 S**
(45) **Date of Patent:** **** Oct. 2, 2012**

(54) **PILLOW**

(75) Inventors: **Edmund Scott Davis**, Ft. Lauderdale, FL (US); **Keith Richard Coponi**, Davie, FL (US)

(73) Assignee: **Banyan Licensing, L.L.C.**, Oakland Park, FL (US)

(**) Term: **14 Years**

(21) Appl. No.: **29/369,065**

(22) Filed: **Sep. 1, 2010**

(51) **LOC (9) Cl.** **06-09**

(52) **U.S. Cl.** **D6/601**

(58) **Field of Classification Search** D6/595,
D6/596, 601; 5/630, 636-638, 640, 652,
5/653, 655, 655.9, 656, 657, 417, 420

See application file for complete search history.

(56) **References Cited**

U.S. PATENT DOCUMENTS

3,667,074	A *	6/1972	Emery	5/636
5,163,194	A	11/1992	Dixon		
5,184,365	A	2/1993	Stafford		
D381,233	S *	7/1997	Torbik	D6/601
D466,750	S *	12/2002	Landvik	D6/601
6,622,325	B1	9/2003	Garza		
6,913,019	B2 *	7/2005	Johns et al.	128/845
7,077,141	B2	7/2006	Troop		
7,082,633	B1	8/2006	Maarbjerg		
D595,529	S *	7/2009	Deetsch	D6/601
D595,531	S *	7/2009	Deetsch	D6/601
2003/0217412	A1	11/2003	Johns		
2006/0249152	A1	11/2006	Gambone		
2007/0181122	A1	8/2007	Mulier		

2008/0086818 A1 4/2008 Sramek et al.
2008/0163428 A1 7/2008 Groteke et al.
2009/0139031 A1 6/2009 Davis et al.

FOREIGN PATENT DOCUMENTS

WO WO 01/24668 A 4/2001
WO WO 2008/089421 A1 7/2008
WO WO 2010/071899 A1 6/2010

OTHER PUBLICATIONS

International Search Report for PCT/US2008/051459 mailed Jun. 13, 2008.

International Search Report for PCT/US2010/022872 mailed Apr. 20, 2010.

* cited by examiner

Primary Examiner — Janice Seeger

(74) *Attorney, Agent, or Firm* — Henry B. Ward, III; Moore & Van Allen

(57) **CLAIM**

The ornamental design for a pillow, as shown and described.

DESCRIPTION

FIG. 1 is a front, top and left-side-perspective view of the pillow;

FIG. 2 is a top-plan view thereof;

FIG. 3 is a right-side-elevational view thereof, and wherein the left side is a mirror image of the right side;

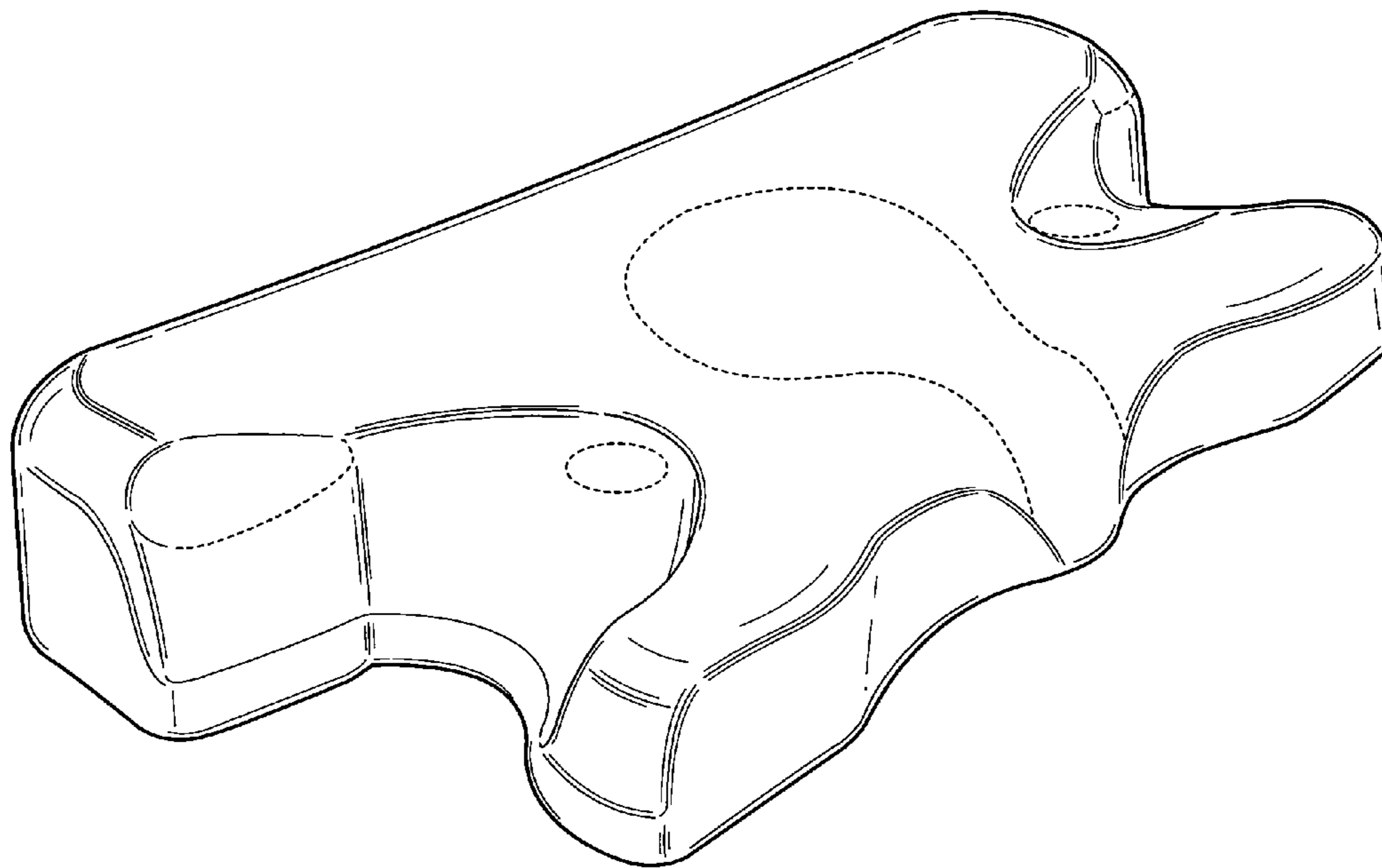
FIG. 4 is a front-elevational view thereof;

FIG. 5 is a rear-elevational view thereof; and,

FIG. 6 is a bottom-plan view thereof.

The broken lines shown in the drawings are shown for illustrative purposes only and form no part of the claimed design. In addition, the surface shading illustrated in the drawings is provided merely to highlight the contour of the design.

1 Claim, 6 Drawing Sheets



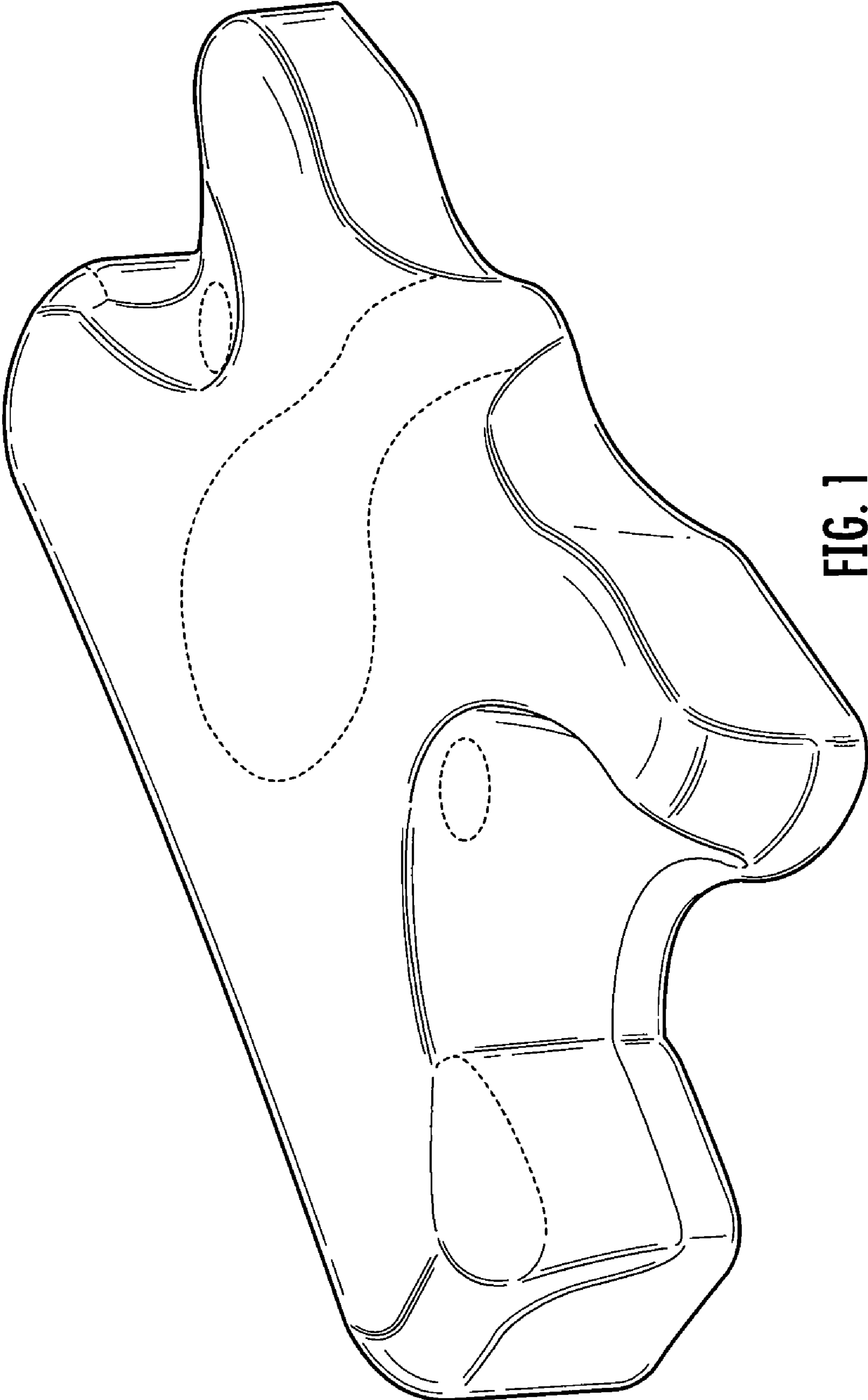


FIG. 1

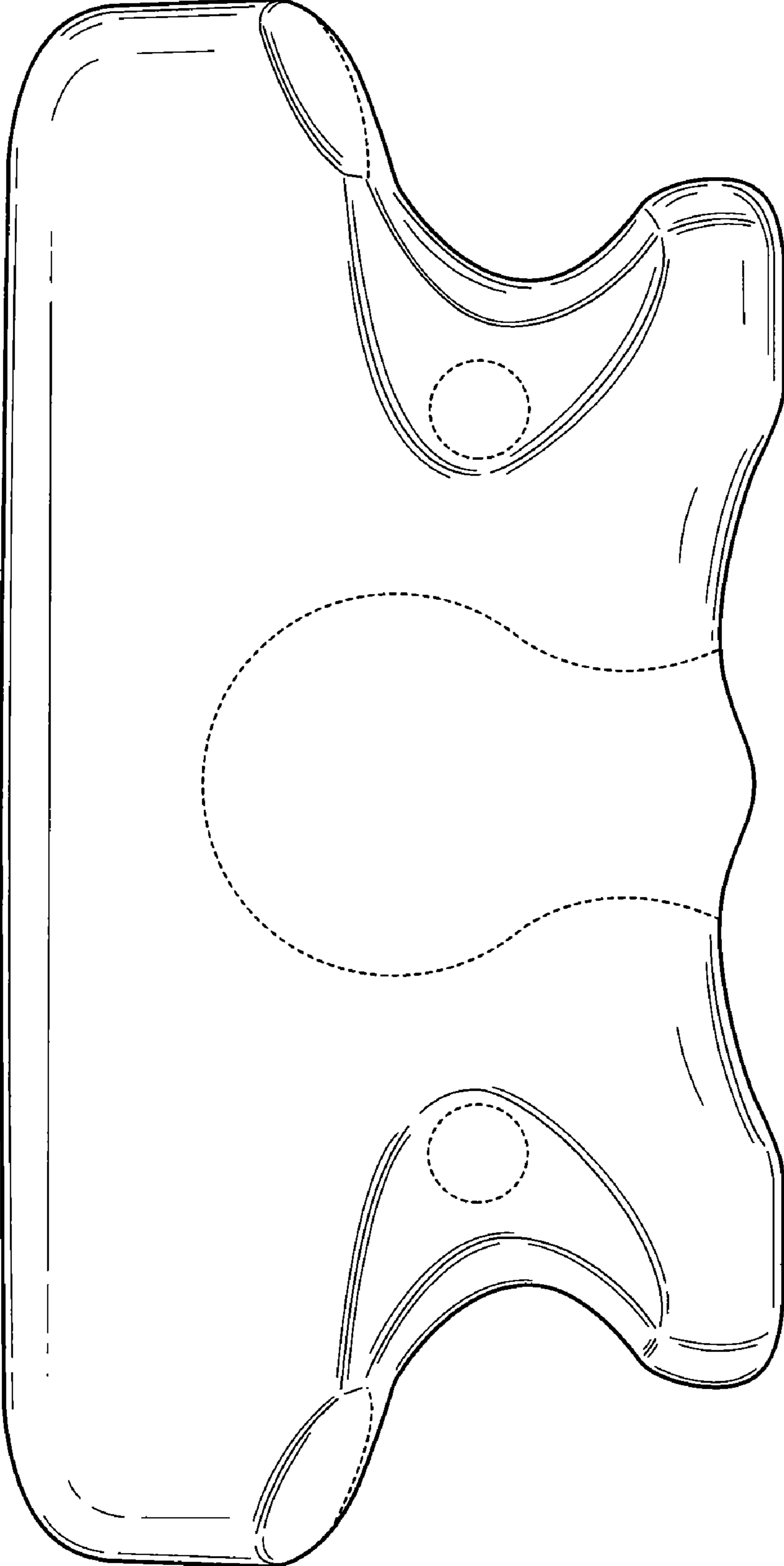


FIG. 2

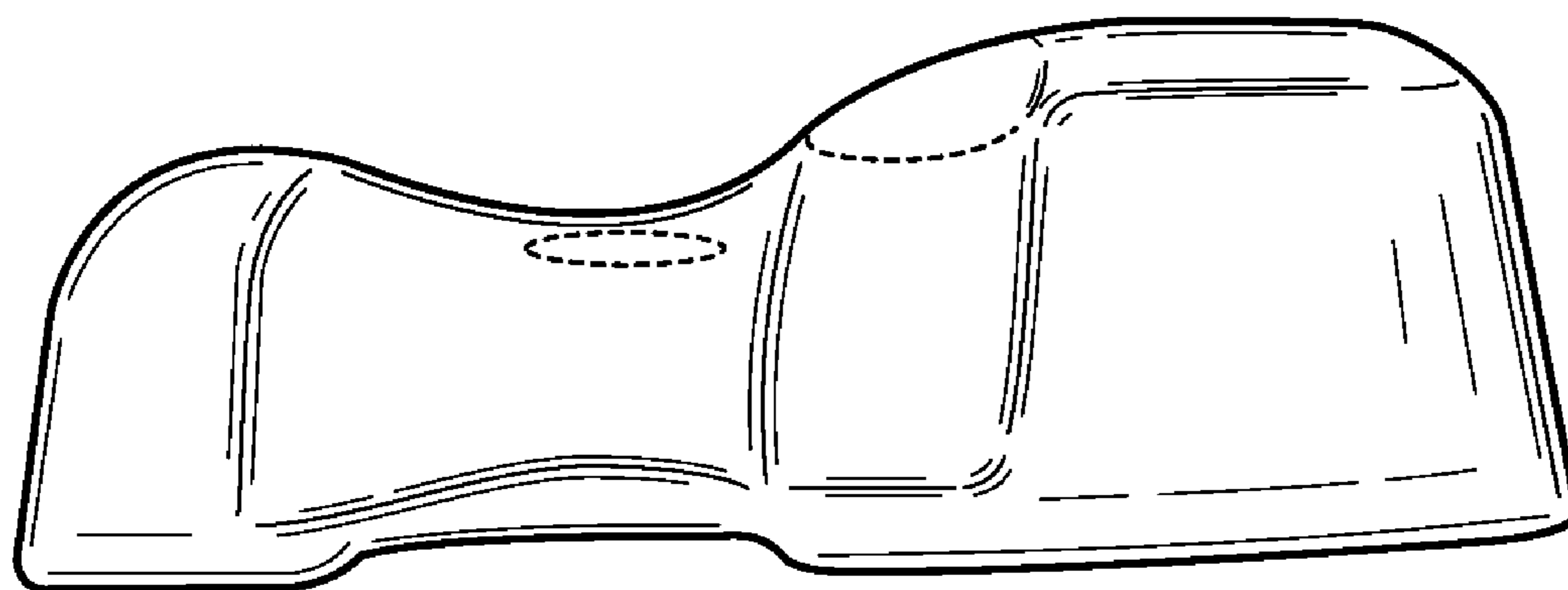


FIG. 3

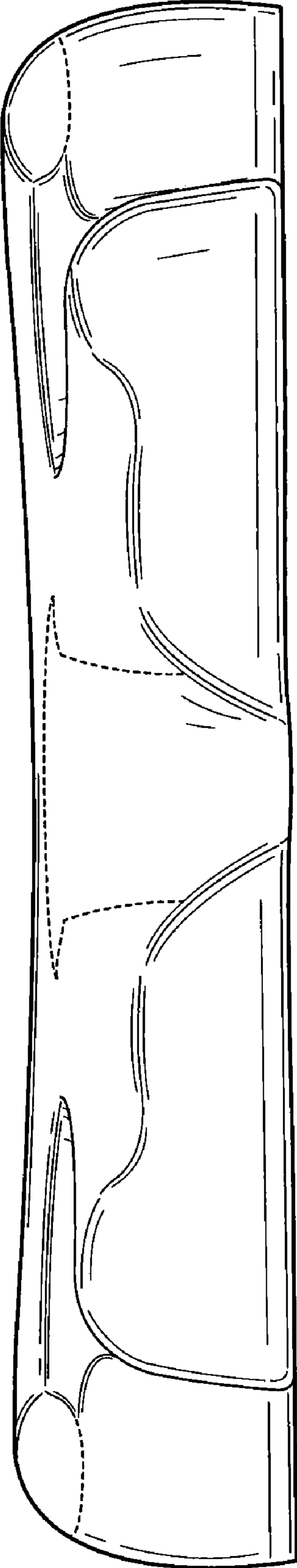


FIG. 4

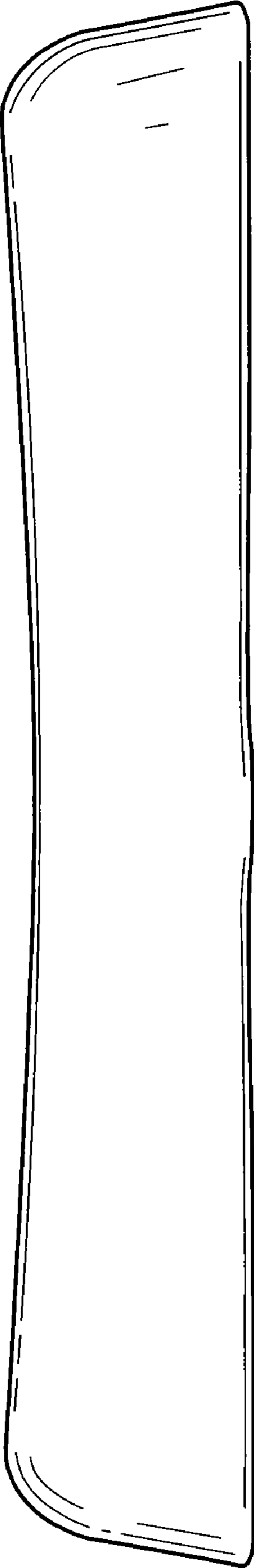


FIG. 5

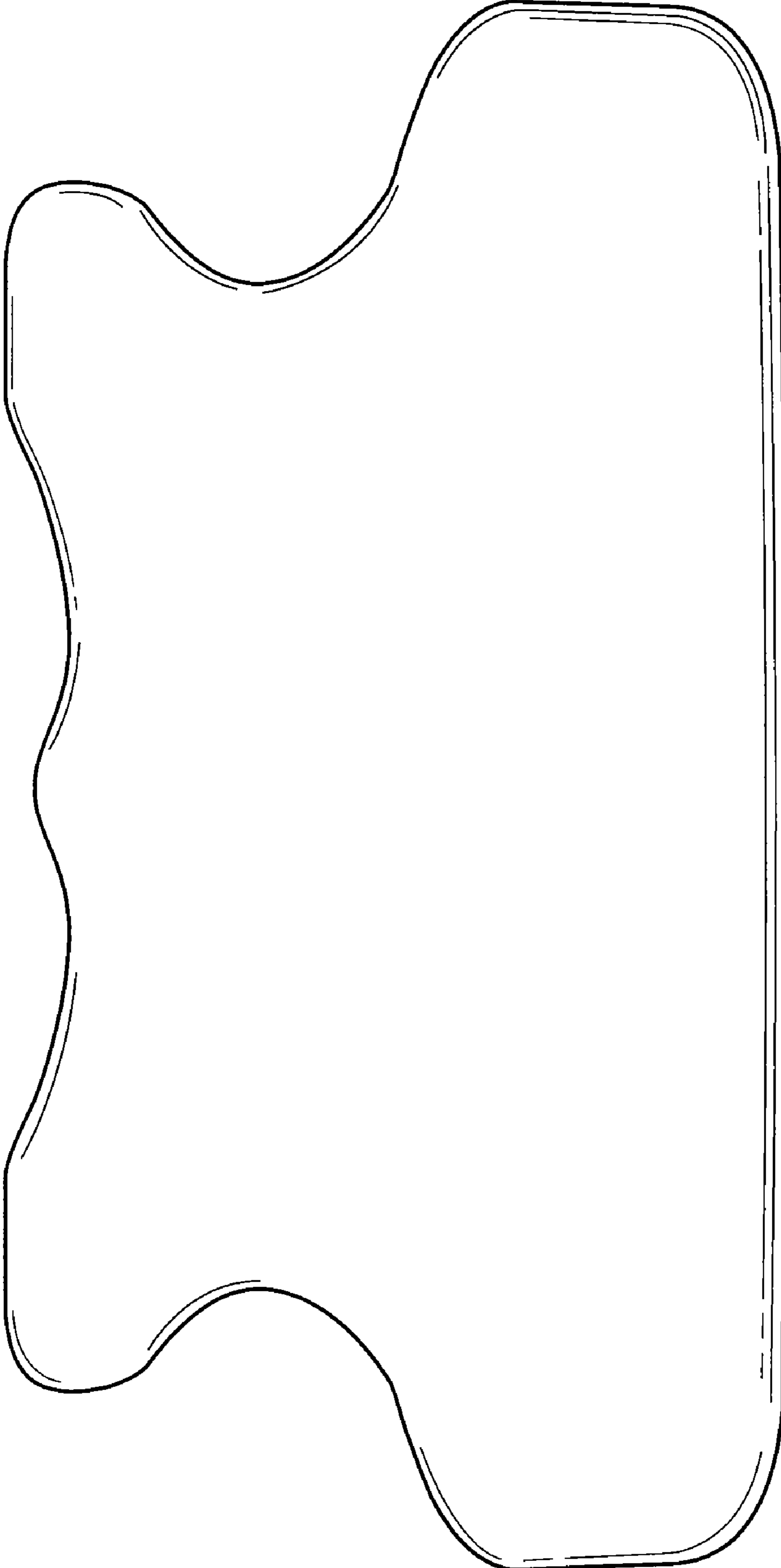


FIG. 6